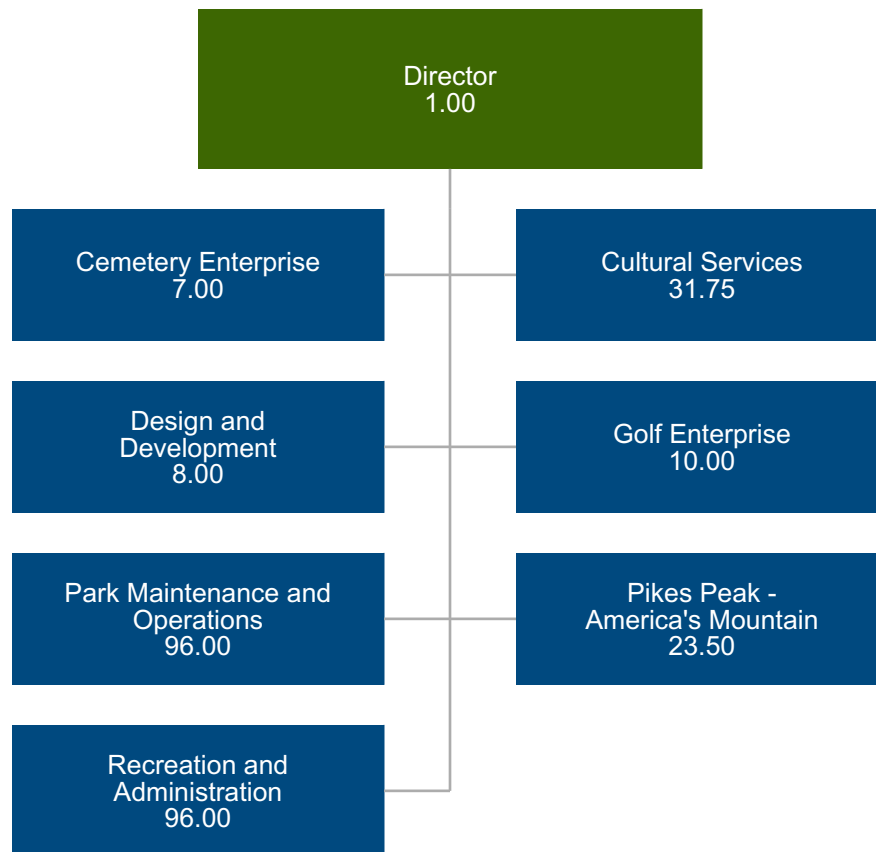


Parks, Recreation and Cultural Services

Britt Haley, Director | (719) 385-6530 | Britt.Haley@coloradosprings.gov



All Funds Summary

Division	General Fund	Other Funds	Total Budget
Cultural Services	\$3,378,396	\$1,541,149	\$4,919,545
Design and Development	982,018	5,143,450	6,125,468
Park Maintenance and Operations	4,747,300	15,902,181	20,649,481
Recreation and Administration	9,021,490	1,200,000	10,221,490
Total Non-Enterprises	\$18,129,204	\$23,786,780	\$41,915,984
Cemetery Enterprise *	0	1,961,161	1,961,161
Golf Enterprise *	0	4,359,655	4,359,655
Pikes Peak - America's Mountain *	0	9,396,500	9,396,500
Total All	\$18,129,204	\$39,504,096	\$57,633,300
Total Positions	131.00	142.25	273.25

* Included in the Enterprises section of the Budget Book

Parks, Recreation and Cultural Services

All Funds History

Use of Funds	2022 Actual	2023 Original Budget	* 2023 Amended Budget	2024 Budget	2024 Budget - * 2023 Amended Budget
General Fund	\$15,011,258	\$17,497,428	\$17,497,428	\$17,937,886	\$440,458
General Fund - CIP	1,337,823	0	0	191,318	191,318
Trails, Parks, and Open Space (TOPS)	3,557,842	4,573,958	4,573,958	4,530,258	(43,700)
Trails, Parks, and Open Space (TOPS) - CIP	5,631,772	3,730,000	11,585,000	4,396,000	(7,189,000)
Conservation Trust Fund (CTF)	5,596,023	6,077,970	6,077,970	6,511,536	433,566
Conservation Trust Fund (CTF) - CIP	63,417	305,000	305,000	825,000	520,000
Special Districts (SIMDs and GID)	3,144,486	3,791,016	3,791,016	3,815,734	24,718
Grants Fund**	2,960,941	3,800,000	3,800,000	3,050,000	(750,000)
Gift Trust Fund	435,029	547,587	547,587	486,732	(60,855)
Other Funds - LART	0	0	56,860	0	(56,860)
Other Funds - CIP	3,230,693	272,344	522,344	171,520	(350,824)
Total Non-Enterprises	\$40,969,284	\$40,595,303	\$48,757,163	\$41,915,984	(\$6,841,179)
Enterprise Funds	13,066,703	14,521,034	14,521,034	15,717,316	1,196,282
Total	\$54,035,987	\$55,116,337	\$63,278,197	\$57,633,300	(\$5,644,897)
Total Positions	191.50	254.50	271.75	273.25	1.50

* 2023 Amended Budget as of 8/31/2023

** The Grants Fund includes appropriation for new grant funding, and may include re-appropriation of prior year grants not awarded, as well as local match. However, the CIP table on a subsequent page of this narrative reflects only new grant funding. See Grants Overview for more information.

Strategic Plan Update



Promoting Job Creation

Initiatives			
1.8 Attract the community, visitors, and businesses to drive the economy and image of Colorado Springs.			
Performance Measures	Percentage Completion		
	Actual 2022	Estimated 2023	Projected 2024
1.8.1 Increase efficiency by implementing special event software to support event organizers and city departments by 2023.	100%	Complete	
1.8.2 Increase visitor attendance at parkland attractions.	100%	100%	100%
1.8.3 Maintain the average golf green fees at 85% or higher of the golf rack rate.	100%	100%	100%
Notable Achievements			
1.8 The department plans to launch the Open Counter Software for special events in late 2022. Green fees at both golf courses have been over 85% throughout 2021 and 2022.			
1.8.2 Total Parkland Attraction reached 3.1 Million visitors in 2022.			



Building Community & Collaborative Relationships

Initiatives			
3.14 Build on existing relationships and partnerships with a diverse community of stakeholders to leverage resources.			
Performance Measures	Percentage Completion		
	Actual 2022	Estimated 2023	Projected 2024
3.14.1 Leverage partnerships to secure \$15 million through the Pikes Peak Summit Complex public fund-raising campaign by 2021.	Complete		
3.14.2 Pursue grant and partner funding to support parks, recreation and cultural services operations and improvements as measured by funding secured.	100%	100%	100%
3.14.3 Plan and implement the City's Sesquicentennial celebration and supporting events by the end of 2021; measured by planning and implementation steps completed.	Complete		
Notable Achievements			
3.14.1 Pikes Peak Summit Complex - Grand opening of the new Visitors Center occurred June 2021. Generous individuals, foundations and corporate donors have contributed more than \$12.8 million of its \$15 million fundraising goal.			
3.14.2 Department partnerships include shared operations, recreation partnerships, donations, and grants. \$1.2 million in donations and grants were awarded, with another \$3 million pending approval in late 2022.			
3.14.2 Panorama Park Grand Opening - From 2018 to 2022, residents in SE COS contributed to the vision, participated in the park planning, attended community meetings, and supported all phases of project development.			
3.14.2 Grant Funding - In 2022, through a partnership with CSPD, the department was awarded the Memorial Park Safety Grant totaling \$1.7 million. The work to install new gates and lighting in the park will be completed by PRCS staff in 2023.			
3.14.2 Grant Funding - In early 2023, the department purchased Wild Horse Ranch, a 1,018-acre open space property on the city's east side. The purchase price totaled \$7.6 million sourced entirely from the TOPS fund. The department has applied for a \$1.5 million grant from GOCO to reimburse the TOPS fund and support this important acquisition.			

Strategic Plan Update



Initiatives			
2.2 Enhance and expand an interconnected system of parks, recreation and cultural services through preservation, stewardship and innovative programs.			
Performance Measures	Percentage Completion		
	Actual 2022	Estimated 2023	Projected 2024
2.2.1 Address priority capital park improvements through total funding spent annually.	100%	100%	100%
2.2.2 Improve the urban trail system through trail renovation and added trail segments; as measured by trail mileage renovated and added annually.	100%	100%	100%
2.2.3 Address facility improvements through total capital funding spent annually.	100%	100%	100%
2.2.4 Invest in stewardship and monitoring of natural resources through increased community contacts.	100%	100%	100%
2.2.5 Provide increased recreation programming on an annual basis to meet community needs as determined by the department's recreation plan.	100%	100%	100%
2.2.6 Offer diverse volunteer opportunities for community engagement by maintaining a total volunteer service value of \$3 million annually.	100%	100%	100%
2.2.7 Implement inclusive and ADA design improvements by improving accessibility at a minimum of three sites per year.	100%	100%	100%
Notable Achievements			
2.2.2 In 2022, 12,355 linear feet of trails were added or renovated in our urban trail system.			
2.2.4 Stewardship - In 2022 the department won national recognition as a Gold Standard site with Leave No Trace, the only agency to win this award for an open space system vs. a single site.			
2.2.5 Recreation Programs - In the summer of 2023, Westside Community Center celebrated 1 year of city operations including new staff, the creation of a citizen-led working committee, and all new recreation and leisure programs to serve neighborhood demand.			
2.2.5 Volunteer Program - Halfway through 2023, the department exceeded its annual volunteer goal with over 6,400 volunteers serving 94,221 hours, a total of \$3.2 million in economic impact. (Estimated value of a volunteer in CO, \$34.36 per hour).			
2.2.7 ADA Improvements - Panorama Park (new universally accessible playground), Acacia Park (redeveloped universally accessible playground), Boulder & Thorndale Parks (accessible sport court renovations), as well as parking lot upgrades at Evergreen cemetery and Patty Jewett golf course. Late 2022 also includes an accessible dog park constructed in Antlers Park.			

This Strategic Plan update identifies each department's initiatives, performance measures, and a sampling of notable achievements. The Percentage Completion section represents quantitative progress made on each performance measure. The term 'Complete' indicates that all activities of a performance measure have been fully achieved. If '-' is shown, activity has not started on the performance measure. '100%' reflects performance measure activity is satisfied and is ongoing for the life of the Strategic Plan. For the full description of each initiative and performance measure, reference the bolded ID numbers in the City's Strategic Plan beginning on Page 19 of this document.

Cultural Services

Matt Mayberry, Manager | (719) 385-5636 | Matt.Mayberry@coloradosprings.gov

All Funds Summary

All Funds	Use of Funds	2022 Actual	2023 Original Budget	* 2023 Amended Budget	2024 Budget	2024 Budget - * 2023 Amended Budget
	General Fund	\$2,784,606	\$3,253,279	\$3,253,279	\$3,378,396	\$125,117
General Fund - CIP	72,822	0	0	0	0	
Conservation Trust Fund (CTF)	185,255	258,081	258,081	284,417	26,336	
Conservation Trust Fund (CTF) - CIP	30,100	230,000	230,000	20,000	(210,000)	
Grants Fund**	0	1,500,000	1,500,000	750,000	(750,000)	
Gift Trust Fund	435,029	547,587	547,587	486,732	(60,855)	
LART	0	0	56,860	0	(56,860)	
Total	\$3,507,812	\$5,788,947	\$5,845,807	\$4,919,545	(\$926,262)	
Positions						
General Fund	19.50	26.25	26.25	27.75	1.50	
Other Funds	2.50	4.00	4.00	4.00	0.00	
Total	22.00	30.25	30.25	31.75	1.50	

* 2023 Amended Budget as of 8/31/2023

** The Grants Fund includes appropriation for new grant funding, and may include re-appropriation of prior year grants not awarded, as well as local match. See Grants Overview for more information.

Significant Changes vs. 2023

- Increase of approximately \$80,000 in the General Fund mainly to fund existing positions, pay for performance, and medical cost adjustments
- Increase of approximately \$120,000 in the General Fund to fund the addition of 1.50 FTEs and related operating for the Rock Ledge Ranch School Program (offset by revenue) and increase to part-time staff at Pioneers Museum (offset by revenue from Gift Trust support)
- Net decrease of \$145,500 in the General Fund for the removal of one-time 2023 funding for vehicles and operating of the Garden of the Gods public health, safety and visitors services
- Increase of \$70,000 in the General Fund for the purchase of a maintenance truck for Garden of the Gods (offset by a reimbursement from the Garden of the Gods Foundation)
- Increase of approximately \$26,000 in the Conservation Trust Fund mainly to fund existing positions, pay for performance, medical cost adjustments, and anticipated operating needs
- Decrease of \$210,000 in CTF - CIP for the removal of one-time 2023 funding for the HVAC replacement at the Pioneers Museum
- Decrease of \$750,000 in the Grants Fund to reflect anticipated grant awards
- Decrease of \$57,000 in LART for one-time 2023 off-cycle funding for the Colorado Springs Pioneers Museum (CSPM) @ The Plaza project (directly charged to a LART project, budget not transferred to the City CIP fund)

Cultural Services - Overview

Cultural Services is responsible for developing and implementing programs that preserve and interpret the cultural and natural history of the Pikes Peak Region. In a typical year, over 200,000 people visit Cultural Services' sites and participate in their numerous programs. This does not include the millions that visit Garden of the Gods annually. Cultural Services sites and programs are key elements of the City's tourism economy.

In addition to the annual City appropriation, the Division relies upon support from Friends organizations, donations, earned income, and grants to operate the facilities.

Cultural Services:

- Oversees the operations and programs of Garden of the Gods Park. The park welcomes more than 4 million visitors annually with support from various partner organizations, including the Garden of the Gods Visitor and Nature Center, Garden of the Gods Foundation, and the Friends of Garden of the Gods.
- Coordinates the Rock Ledge Range Historic Site – a living history museum exhibiting historical life in the Pikes Peak region from the 1770s to the early 1900s. The Living History Association raises funds to support operations.
- Manages the Colorado Springs Pioneers Museum (CSPM) with a collection of over 75,000 artifacts, 80,000 historic photographs, and 6,400 cubic feet of archival materials. The museum staff collaborates with the CSPM Board and the CSPM Foundation that provide over \$350,000 annually to support the institution.
- Maintains a collection of over 100 pieces of City-owned outdoor art, including the 1929 William Jackson Palmer sculpture and recent gifts from the Downtown Partnership and their popular Art on the Streets program. Currently all permanent pieces of public art are derived through community donations.
- Manages the visitor services and park safety patrol activities at the Starsmore Visitor and Nature Center and Helen Hunt Falls Visitor Center in North Cheyenne Cañon Park. Visitor donations help support these programs.
- Administers the archaeology programs in the city's parks and open spaces. These activities result in the documentation and preservation of cultural sites and resources, ensure that city projects comply with state and federal laws, and engage key stakeholders, including American Indian tribes. This is funded through the TOPS stewardship initiative.

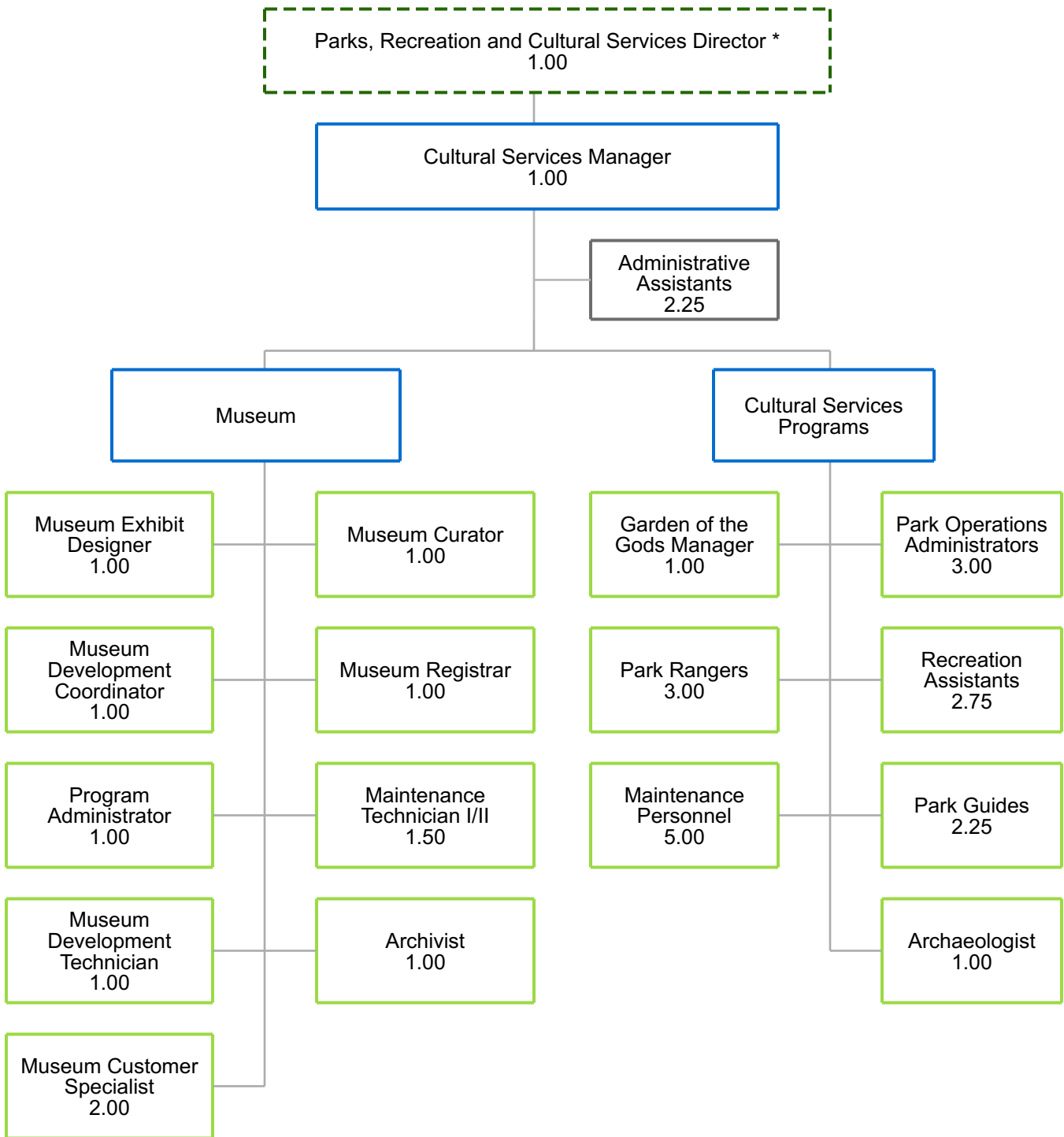
Cultural Services - Functions

Cultural Services manages the operations of the following (only General Fund support shown, no CIP):

Cultural Services Functions	2021 Actual	2022 Actual	2023 Original Budget	* 2023 Amended Budget	2024 Budget
Garden of the Gods	\$690,296	\$679,228	\$955,307	\$955,307	\$896,914
North Cheyenne Canyon	275,774	307,556	329,144	329,144	336,701
Pioneers Museum	1,168,438	1,354,191	1,498,870	1,498,870	1,555,814
Rock Ledge Ranch	396,589	443,631	469,958	469,958	588,967
Total Cultural Services Functions	\$2,531,097	\$2,784,606	\$3,253,279	\$3,253,279	\$3,378,396

* 2023 Amended Budget as of 8/31/2023

Cultural Services - Organizational Chart



* The Parks, Recreation and Cultural Services Director position is funded as part of the PRCS Recreation and Administration budget. This position is not reflected in the position count in the Budget Summary on the following page.

The sections below provide a summary of the Budget, authorized positions, changes that occurred after the budget was implemented for 2023, and changes occurring as part of the 2024 Budget for each fund including the General Fund, Conservation Trust Fund, Gift Trust Fund, and Grants.

Cultural Services - General Fund: Summary, Funding, and Position Changes

General Fund	Use of Funds	2021 Actual	2022 Actual	2023 Original Budget	* 2023 Amended Budget	2024 Budget	2024 Budget - * 2023 Amended Budget	
	Salary/Benefits/Pensions	\$2,036,213	\$2,219,696	\$2,534,728	\$2,534,728	\$2,723,271	\$188,543	
	Operating	494,884	564,910	578,551	578,551	585,125	6,574	
	Capital Outlay	0	0	140,000	140,000	70,000	(70,000)	
	Total	\$2,531,097	\$2,784,606	\$3,253,279	\$3,253,279	\$3,378,396	\$125,117	
	CIP	\$243,006	\$72,822	\$0	\$0	\$0	\$0	
	Grand Total	\$2,774,103	\$2,857,428	\$3,253,279	\$3,253,279	\$3,378,396	\$125,117	
	Revenue	\$578,366	\$554,249	\$679,895	\$679,895	\$730,400	\$50,505	
	Position Title	2022 Actual	2023 Original Budget	* 2023 Amended Budget	2024 Budget	2024 Budget - * 2023 Amended Budget		
	Administrative Assistant I	0.00	1.25	0.50	1.00	0.50		
	Archivist	1.00	1.00	1.00	1.00	0.00		
	Business Support Specialist I	0.00	0.00	0.50	0.50	0.00		
	Cultural Services Manager	1.00	1.00	1.00	1.00	0.00		
	Maintenance Technician I	0.00	1.50	1.00	1.00	0.00		
	Maintenance Technician II	3.00	4.00	4.00	4.00	0.00		
	Museum Curator	1.00	1.00	1.00	1.00	0.00		
Museum Development Coordinator	1.00	1.00	1.00	1.00	0.00			
Museum Development Technician	1.00	1.00	1.00	1.00	0.00			
Museum Exhibit Designer	1.00	1.00	1.00	1.00	0.00			
Museum Registrar	1.00	1.00	1.00	1.00	0.00			
Museum Visitor Services Specialist	2.00	2.00	2.00	2.00	0.00			
Park Guide	0.00	1.25	1.25	2.25	1.00			
Park Operations Administrator	3.00	3.00	3.00	3.00	0.00			
Park Ranger	0.25	1.25	1.25	1.25	0.00			
Park Ranger, Senior	0.25	0.25	0.25	0.25	0.00			
Program Administrator I	0.00	0.00	1.00	1.00	0.00			
Program Coordinator	1.00	1.00	0.00	0.00	0.00			
Recreation Assistant	2.00	2.75	3.50	3.50	0.00			
Regional Parks Manager	1.00	1.00	1.00	1.00	0.00			
Total Positions	19.50	26.25	26.25	27.75	1.50			

* 2023 Amended Budget as of 8/31/2023

Cultural Services - General Fund: Summary, Funding, and Position Changes

Funding Changes	During 2023	* 2023 Amended - 2023 Original Budget
	None	\$0
	Total During 2023	\$0
	For 2024	2024 Budget - * 2023 Amended Budget
	Salaries/Benefits/Pensions	
	Net change to fund existing positions	(\$22,948)
	Increase to fund pay for performance and pay progression	87,022
	Increase to fund medical cost adjustments	16,038
	Increase to fund 1.50 FTEs for Rock Ledge Ranch School Program (offset by revenue)	99,286
	Increase to fund additional Seasonal Temp staff at Pioneers Museum (offset by revenue from Gift Trust support)	9,145
	Total Salaries/Benefits/Pensions	\$188,543
	Operating	
	Decrease to remove one-time 2023 funding for Garden of the Gods public health, safety and visitor services	(\$5,500)
	Increase to fund operating for Rock Ledge Ranch School Program (offset by revenue)	12,074
	Total Operating	\$6,574
	Capital Outlay	
Decrease to remove one-time 2023 funding for new vehicles and equipment for the Garden of the Gods public health, safety and visitor services	(\$140,000)	
Increase to fund a new vehicle (maintenance truck) (offset by a reimbursement from the Garden of the Gods Foundation)	70,000	
Total Capital Outlay	(\$70,000)	
Total For 2024	\$125,117	

Position Changes	During 2023	* 2023 Amended - 2023 Original Budget
	None	0.00
	Total During 2023	0.00
	For 2024	2024 Budget - * 2023 Amended Budget
	Add 1.50 FTEs for the Rock Ledge Ranch School Program (1.00 Park Guide, 0.50 Administrative Assistant I) offset by revenue	1.50
Total For 2024	1.50	

* 2023 Amended Budget as of 8/31/2023

Cultural Services - TOPS Fund: Position Changes

TOPS Fund	Position Title	2022 Actual	2023 Original Budget	* 2023 Amended Budget	2024 Budget	2024 Budget - * 2023 Amended Budget
	Archaeologist	1.00	1.00	1.00	1.00	0.00
	Total Positions	1.00	1.00	1.00	1.00	0.00
	The position above reports to Cultural Services, but funding is in the TOPS Fund listed in the Park Maintenance and Operations budget.					

Position Changes	During 2023	* 2023 Amended - 2023 Original Budget
	None	0.00
	Total During 2023	0.00
	For 2024	2024 Budget - * 2023 Amended Budget
	None	0.00
	Total For 2024	0.00

* 2023 Amended Budget as of 8/31/2023

Cultural Services - Conservation Trust Fund: Summary, Funding, and Position Changes

Conservation Trust Fund	Use of Funds	2021 Actual	2022 Actual	2023 Original Budget	* 2023 Amended Budget	2024 Budget	2024 Budget - * 2023 Amended Budget
	Salary/Benefits/Pensions	\$140,135	\$181,432	\$240,681	\$240,681	\$266,495	\$25,814
	Operating	5,488	3,823	17,400	17,400	17,922	522
	Total	\$145,623	\$185,255	\$258,081	\$258,081	\$284,417	\$26,336
	CIP	\$12,928	\$30,100	\$230,000	\$230,000	\$20,000	(\$210,000)
	Grand Total	\$158,551	\$215,355	\$488,081	\$488,081	\$304,417	(\$183,664)
	Position Title	2022 Actual	2023 Original Budget	* 2023 Amended Budget	2024 Budget	2024 Budget - * 2023 Amended Budget	
	Maintenance Technician I	0.00	1.50	1.50	1.50	0.00	
	Park Ranger	0.75	0.75	0.75	0.75	0.00	
	Park Ranger, Senior	0.75	0.75	0.75	0.75	0.00	
Total Positions	1.50	3.00	3.00	3.00	0.00		

* 2023 Amended Budget as of 8/31/2023

Cultural Services - Conservation Trust Fund: Summary, Funding, and Position Changes

Funding Changes	During 2023	* 2023 Amended - 2023 Original Budget
	None	\$0
	Total During 2023	\$0
	For 2024	2024 Budget - * 2023 Amended Budget
	Salaries/Benefits/Pensions	
	Net change to fund existing positions	\$12,324
	Increase to fund pay for performance and pay progression	11,506
	Increase to fund medical cost adjustments	1,984
	Total Salaries/Benefits/Pensions	\$25,814
	Operating	
	Increase to fund anticipated operating needs	\$522
	Total Operating	\$522
	CIP	
	Decrease to remove one-time 2023 funding for the Pioneers Museum HVAC	(\$210,000)
Total CIP	(\$210,000)	
Total For 2024	(\$183,664)	

Position Changes	During 2023	* 2023 Amended - 2023 Original Budget
	None	0.00
	Total During 2023	0.00
	For 2024	2024 Budget - * 2023 Amended Budget
	None	0.00
	Total For 2024	0.00

* 2023 Amended Budget as of 8/31/2023

Cultural Services - Gift Trust Fund: Summary and Funding Changes

Gift Trust Fund	Use/Source of Funds	2021 Actual	2022 Actual	2023 Original Budget	* 2023 Amended Budget	2024 Budget	2024 Budget - * 2023 Amended Budget
	Gift Trust		\$472,166	\$435,029	\$547,587	\$547,587	\$486,732
Total		\$472,166	\$435,029	\$547,587	\$547,587	\$486,732	(\$60,855)

Funding Changes	During 2023	* 2023 Amended - 2023 Original Budget
	None	\$0
Total During 2023	\$0	
For 2024	2024 Budget - * 2023 Amended Budget	
	Decrease to remove one-time 2023 funding in the Gift Trust	(\$60,855)
	Total For 2024	(\$60,855)

* 2023 Amended Budget as of 8/31/2023

Cultural Services - Grants Fund: Summary and Funding Changes

Grants Fund	Use of Funds	2021 Actual	2022 Actual	2023 Original Budget	* 2023 Amended Budget	2024 Budget	2024 Budget - * 2023 Amended Budget
	Grants Fund**		\$14,171	\$0	\$1,500,000	\$1,500,000	\$750,000
Total		\$14,171	\$0	\$1,500,000	\$1,500,000	\$750,000	(\$750,000)

** The Grants Fund includes appropriation for new grant funding, and may include re-appropriation of prior year grants not awarded, as well as local match. See Grants Overview for more information.

Funding Changes	During 2023	* 2023 Amended - 2023 Original Budget
	None	\$0
Total During 2023	\$0	
For 2024	2024 Budget - * 2023 Amended Budget	
	Decrease in potential grant awards	(\$750,000)
	Total For 2024	(\$750,000)

* 2023 Amended Budget as of 8/31/2023

Cultural Services - CIP Program

CIP Program*	Project	CTF	Total Allocation
	Outdoor Sculpture Preservation	20,000	20,000
Total 2024 CIP	\$20,000	\$20,000	

* The funding of the CIP projects is for the current budget year and may not reflect the total project cost. For a citywide comprehensive list of CIP projects, refer to the CIP section of the Budget.

City of Colorado Springs Budget Detail Report

001 - GENERAL FUND
Cultural Services

Acct # - Description	2021 Actual	2022 Actual	2023 Original Budget	* 2023 Amended Budget	2024 Budget	2024 Budget - * 2023 Amended Budget
Salaries/Benefits/Pensions						
51205 - CIVILIAN SALARIES	1,155,022	1,297,482	1,718,686	1,718,686	1,867,568	148,882
51210 - OVERTIME	2,781	9,820	0	0	0	0
51220 - SEASONAL TEMPORARY	357,968	365,218	134,060	134,060	143,205	9,145
51230 - SHIFT DIFFERENTIAL	546	1,243	0	0	0	0
51245 - RETIREMENT TERM VACATION	0	6,221	0	0	0	0
51260 - VACATION BUY PAY OUT	6,675	2,095	0	0	0	0
51299 - SALARIES REIMBURSEMENTS	(7,554)	(8,948)	0	0	0	0
51410 - UNIFORM OVERTIME	27,951	0	0	0	0	0
51610 - PERA	210,449	238,985	271,713	271,713	295,046	23,333
51612 - RETIREMENT HEALTH SAVINGS	0	3,605	0	0	0	0
51615 - WORKERS COMPENSATION	24,399	27,126	15,266	15,266	19,597	4,331
51620 - EQUITABLE LIFE INSURANCE	2,742	3,091	5,504	5,504	5,343	(161)
51640 - DENTAL INSURANCE	8,319	8,465	11,850	11,850	13,950	2,100
51670 - PARKING FOR EMPLOYEES	2,760	3,710	2,760	2,760	2,760	0
51690 - MEDICARE	21,498	23,979	26,722	26,722	28,949	2,227
51695 - CITY EPO MEDICAL PLAN	28,640	29,151	32,517	32,517	35,553	3,036
51696 - ADVANTAGE HD MED PLAN	184,427	197,870	300,462	300,462	296,113	(4,349)
51697 - HRA BENEFIT TO ADV MED PLAN	9,590	10,583	15,188	15,188	15,187	(1)
Salaries/Benefits/Pensions Total	2,036,213	2,219,696	2,534,728	2,534,728	2,723,271	188,543
Operating						
52105 - MISCELLANEOUS OPERATING	4,231	876	3,000	3,000	3,000	0
52110 - OFFICE SUPPLIES	1,187	2,026	4,520	4,520	4,520	0
52111 - PAPER SUPPLIES	251	0	490	490	490	0
52115 - MEDICAL SUPPLIES	566	0	0	0	0	0
52120 - SOFTWARE SUBSCRIPTION/LICENSE	8,038	8,277	7,850	7,850	7,850	0
52122 - CELL PHONES EQUIP AND SUPPLIES	62	1,596	90	90	90	0
52125 - GENERAL SUPPLIES	68,053	122,585	89,626	89,626	94,260	4,634
52129 - HVAC-HEAT VENTILATN AIR SUPPLI	0	0	2,023	2,023	2,023	0
52135 - POSTAGE	2,115	4,618	7,590	7,590	7,590	0
52140 - WEARING APPAREL	6,997	5,007	10,091	10,091	10,091	0
52145 - PAINT AND CHEMICAL	516	574	1,570	1,570	1,570	0
52150 - SEED AND FERTILIZER	386	0	400	400	400	0
52165 - LICENSES AND TAGS	16	0	0	0	0	0
52175 - SIGNS	710	462	1,507	1,507	1,507	0
52185 - AGGREGATE MATERIAL	8,733	2,895	0	0	0	0
52190 - JANITORIAL SUPPLIES	4,381	5,005	5,150	5,150	6,150	1,000
52215 - MAINT GROUNDS	325	355	1,000	1,000	1,000	0
52230 - MAINT FURNITURE AND FIXTURES	795	0	500	500	500	0
52235 - MAINT MACHINERY AND APPARATUS	5,090	3,725	4,794	4,794	4,794	0
52265 - MAINT BUILDINGS AND STRUCTURE	26,718	23,077	18,900	18,900	18,900	0
52305 - MAINT SOFTWARE & OTHER FEES	2,184	4,042	4,247	4,247	4,247	0
52405 - ADVERTISING SERVICES	19,436	26,933	32,500	32,500	32,500	0
52410 - BUILDING SECURITY SERVICES	55,457	49,643	72,811	72,811	72,811	0
52415 - CONTRACTS AND SPEC PROJECTS	5,978	22,008	25,500	25,500	20,500	(5,000)
52418 - COMPUTER SERVICES	10,877	10,749	13,000	13,000	13,000	0
52435 - GARBAGE REMOVAL SERVICES	5,191	5,656	1,853	1,853	1,853	0

City of Colorado Springs Budget Detail Report

001 - GENERAL FUND
Cultural Services

Acct # - Description	2021 Actual	2022 Actual	2023 Original Budget	* 2023 Amended Budget	2024 Budget	2024 Budget - * 2023 Amended Budget
52445 - JANITORIAL SERVICES	48,900	75,662	22,400	22,400	46,400	24,000
52450 - LAUNDRY AND CLEANING SERVICES	372	206	120	120	120	0
52455 - LAWN MAINTENANCE SERVICE	1,140	0	0	0	0	0
52465 - MISCELLANEOUS SERVICES	0	221	0	0	0	0
52560 - PARKING SERVICES	665	10	5,600	5,600	5,600	0
52568 - BANK AND INVESTMENT FEES	108	36	50	50	50	0
52573 - CREDIT CARD FEES	47	0	100	100	100	0
52575 - SERVICES	91,415	43,744	71,110	71,110	72,110	1,000
52579 - INSPECTIONS	25	25	0	0	0	0
52590 - TEMPORARY EMPLOYMENT	22,245	33,422	25,000	25,000	10,000	(15,000)
52595 - TRANSPORTATION SERVICES	0	56,460	56,040	56,040	56,040	0
52605 - CAR MILEAGE	1,289	1,439	694	694	694	0
52615 - DUES AND MEMBERSHIP	2,126	2,955	3,329	3,329	3,329	0
52625 - MEETING EXPENSES IN TOWN	9,963	12,968	21,640	21,640	21,640	0
52630 - TRAINING	1,997	2,803	9,952	9,952	9,952	0
52645 - SUBSCRIPTIONS	504	454	300	300	300	0
52655 - TRAVEL OUT OF TOWN	806	1,875	5,300	5,300	5,300	0
52716 - RENTAL EXPENSE	0	925	0	0	0	0
52731 - STATE CNTY PPRTA TAX	43	26	0	0	0	0
52736 - CELL PHONE AIRTIME	30	0	342	342	342	0
52738 - CELL PHONE BASE CHARGES	9,778	9,707	5,050	5,050	5,050	0
52770 - SAFETY EQUIPMENT	172	0	2,000	2,000	0	(2,000)
52775 - MINOR EQUIPMENT	39,776	5,564	24,773	24,773	22,713	(2,060)
52776 - PRINTER CONSOLIDATION COST	5,797	5,388	6,200	6,200	6,200	0
52795 - RENTAL OF EQUIPMENT	337	188	750	750	750	0
52872 - MAINT FLEET VEHICLES EQP	24	0	1,500	1,500	1,500	0
52874 - OFFICE SERVICES PRINTING	18,682	10,723	7,289	7,289	7,289	0
60042 - MUSEUM	350	0	0	0	0	0
Operating Total	494,884	564,910	578,551	578,551	585,125	6,574
Capital Outlay						
53080 - VEHICLES ADDITIONS	0	0	140,000	140,000	70,000	(70,000)
Capital Outlay Total	0	0	140,000	140,000	70,000	(70,000)
Expense Total	2,531,097	2,784,606	3,253,279	3,253,279	3,378,396	125,117
CIP Total	243,006	72,822	0	0	0	0
Grand Total	2,774,103	2,857,428	3,253,279	3,253,279	3,378,396	125,117
Revenue						
45247 - PARK AND REC PERMITS LICENSES	0	0	4,000	4,000	4,000	0
45907 - SPECIAL EVENTS	1,200	0	5,500	5,500	5,500	0
46171 - REIMBURSEMENT FROM GRANTS	105,000	104,000	122,808	122,808	122,808	0
46172 - REIMBURSEMENT FROM GIFT TRUSTS	472,166	435,029	547,587	547,587	486,732	(60,855)
45896 - YOUTH PROGRAM	0	15,220	0	0	111,360	111,360
Revenue Total	578,366	554,249	679,895	679,895	730,400	50,505

* 2023 Amended Budget as of 8/31/2023

City of Colorado Springs Budget Detail Report

119 - CONSERVATION TRUST

Cultural Services

Acct # - Description	2021 Actual	2022 Actual	2023 Original Budget	* 2023 Amended Budget	2024 Budget	2024 Budget - * 2023 Amended Budget
Salaries/Benefits/Pensions						
51205 - CIVILIAN SALARIES	71,073	96,698	162,996	162,996	174,775	11,779
51210 - OVERTIME	142	1,542	0	0	0	0
51220 - SEASONAL TEMPORARY	29,322	35,098	8,000	8,000	8,000	0
51230 - SHIFT DIFFERENTIAL	42	128	0	0	0	0
51260 - VACATION BUY PAY OUT	604	956	0	0	0	0
51299 - SALARIES REIMBURSEMENTS	(819)	(1,063)	0	0	0	0
51610 - PERA	13,379	18,371	25,235	25,235	27,013	1,778
51615 - WORKERS COMPENSATION	4,807	6,141	3,972	3,972	4,314	342
51620 - EQUITABLE LIFE INSURANCE	169	224	343	343	475	132
51640 - DENTAL INSURANCE	813	810	1,350	1,350	1,770	420
51690 - MEDICARE	1,370	1,842	2,480	2,480	2,650	170
51695 - CITY EPO MEDICAL PLAN	9,515	10,255	10,846	10,846	11,460	614
51696 - ADVANTAGE HD MED PLAN	9,153	9,867	24,146	24,146	34,225	10,079
51697 - HRA BENEFIT TO ADV MED PLAN	565	563	1,313	1,313	1,813	500
Salaries/Benefits/Pensions Total	140,135	181,432	240,681	240,681	266,495	25,814
Operating						
52125 - GENERAL SUPPLIES	5,142	3,372	5,000	5,000	5,000	0
52185 - AGGREGATE MATERIAL	0	451	1,750	1,750	1,750	0
52415 - CONTRACTS AND SPEC PROJECTS	0	0	8,100	8,100	8,622	522
52770 - SAFETY EQUIPMENT	346	0	1,050	1,050	1,050	0
52775 - MINOR EQUIPMENT	0	0	1,500	1,500	1,500	0
Operating Total	5,488	3,823	17,400	17,400	17,922	522
Expense Total	145,623	185,255	258,081	258,081	284,417	26,336
CIP Total	12,928	30,100	230,000	230,000	20,000	(210,000)
Grand Total	158,551	215,355	488,081	488,081	304,417	(183,664)

* 2023 Amended Budget as of 8/31/2023

Design and Development

Lonna Thelen, Parks Design and Development Manager | (719) 385-6540 | Lonna.Thelen2@coloradosprings.gov

All Funds Summary

	Use of Funds	2022	2023	* 2023	2024	2024 Budget -	
		Actual	Original Budget	Amended Budget	Budget	* 2023 Amended Budget	
All Funds	General Fund	\$589,623	\$671,999	\$671,999	\$790,700	\$118,701	
	General Fund - CIP	1,265,001	0	0	191,318	191,318	
	Trails, Parks, and Open Space (TOPS)	348,649	389,741	389,741	412,370	22,629	
	Trails, Parks, and Open Space (TOPS) - CIP	4,063,549	3,330,000	11,185,000	3,620,000	(7,565,000)	
	Conservation Trust Fund (CTF) - CIP	33,317	0	0	700,000	700,000	
	Grants Fund**	1,427,500	350,000	350,000	350,000	0	
	PLDO - CIP	2,428,053	25,190	25,190	61,080	35,890	
	PPRTA - CIP	802,640	0	0	0	0	
	LART - CIP	0	0	250,000	0	(250,000)	
	Total	\$10,958,332	\$4,766,930	\$12,871,930	\$6,125,468	(\$6,746,462)	
	Positions						
	General Fund	5.00	5.00	6.00	6.00	0.00	
	Other Funds	2.00	2.00	2.00	2.00	0.00	
Total	7.00	7.00	8.00	8.00	0.00		

* 2023 Amended Budget as of 8/31/2023

** The Grants Fund includes appropriation for new grant funding, and may include re-appropriation of prior year grants not awarded, as well as local match. See Grants Overview for more information.

Significant Changes vs. 2023

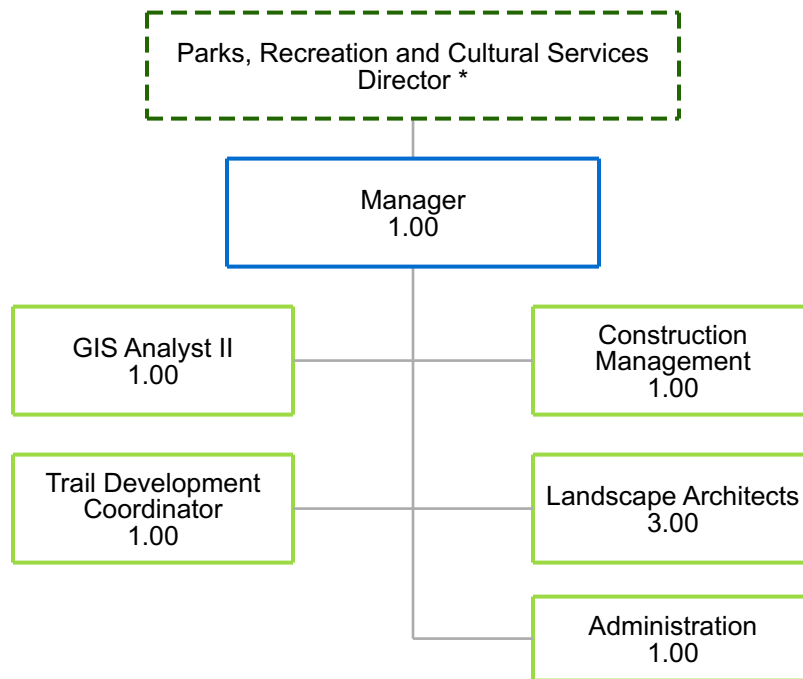
- Increase of approximately \$119,000 in the General Fund mainly to fund existing positions, pay for performance, and medical cost adjustments
- Increase of approximately \$190,000 in General Fund - CIP to fund the Black Canyon Quarry project funded by a transfer from the inactive Park Developer Easement Fund
- Net increase of approximately \$23,000 in the Trails, Parks, and Open Space (TOPS) Fund mainly to fund existing positions, pay for performance, medical cost adjustments, and operating costs
- Net decrease of approximately \$7.6 million in TOPS - CIP to remove a 2023 supplemental appropriation for land acquisition and to reflect funding planned for 2024 CIP projects
- Increase of \$700,000 in Conservation Trust Fund - CIP largely to fund the Grey Hawk Park Planning and Implementation project
- Increase of approximately \$36,000 in Parkland Dedication Ordinance (PLDO) fund for an acquisition project and investment fees
- Decrease of \$250,000 in LART - CIP for a one-time 2023 project funded off-cycle for North Cheyenne Canon Park improvements

Design and Development - Overview

Design and Development provides planning and construction management services for parks, trails, and open spaces funded by several sources including the Trails, Open Space and Parks (TOPS) Program. Responsibilities of the Design and Development staff include:

- Design and build neighborhood parks, community parks, and sports complexes, including recreation facilities such as spraygrounds, playgrounds, skate parks, pavilions, and ball fields
- Provide complete cost-efficient construction drawings and specifications
- Provide support for development of trails in accordance with the Multi-Use Trails Master Plan
- Ensure that new and renovated park development projects are completed in a safe and financially responsible manner according to current construction standards
- Review incoming TOPS Program acquisition applications and determine which properties will present the best overall value to the citizens of Colorado Springs; continue to work with the residents of Colorado Springs to develop usable and meaningful master and management plans

Design and Development - Organizational Chart



* The Parks, Recreation and Cultural Services Director position is funded as part of the PRCS Recreation and Administration budget. This position is not reflected in the position count in the Budget Summary on the following page.

The sections below provide a summary of the Budget, authorized positions, changes that occurred after the budget was implemented for 2023, and changes occurring as part of the 2024 Budget for each fund including the General Fund, Trails, Open Space and Parks (TOPS), Conservation Trust Fund (CTF) - Capital Improvements Program (CIP), and Grants.

Design and Development - General Fund: Summary and Funding Changes

General Fund	Use of Funds	2021 Actual	2022 Actual	2023 Original Budget	* 2023 Amended Budget	2024 Budget	2024 Budget - * 2023 Amended Budget
	Salary/Benefits/Pensions	\$569,061	\$585,137	\$668,699	\$668,699	\$787,400	\$118,701
	Operating	3,098	4,486	3,300	3,300	3,300	0
	Total	\$572,159	\$589,623	\$671,999	\$671,999	\$790,700	\$118,701
	CIP	\$3,071,987	\$1,265,001	\$0	\$0	\$191,318	\$191,318
	Grand Total	\$3,644,146	\$1,854,624	\$671,999	\$671,999	\$982,018	\$310,019
	Position Title	2022 Actual	2023 Original Budget	* 2023 Amended Budget	2024 Budget	2024 Budget - * 2023 Amended Budget	
Capital Projects Coordinator	0.50	0.50	0.50	0.50	0.00		
Construction Project Specialist	1.00	1.00	1.00	1.00	0.00		
GIS Analyst II	1.00	1.00	1.00	1.00	0.00		
Landscape Architect II	1.00	1.00	1.00	1.00	0.00		
Parks Development Manager	0.50	0.50	0.50	0.50	0.00		
Program Administrator I	0.00	0.00	1.00	1.00	0.00		
Senior Landscape Architect	1.00	1.00	1.00	1.00	0.00		
Total Positions	5.00	5.00	6.00	6.00	0.00		

Funding Changes	During 2023	* 2023 Amended - 2023 Original Budget
	None	\$0
	Total During 2023	\$0
	For 2024	2024 Budget - * 2023 Amended Budget
	Salaries/Benefits/Pensions	
	Net change to fund existing positions	\$95,202
	Increase to fund pay for performance and pay progression	21,256
	Increase to fund medical cost adjustments	2,243
	Total Salaries/Benefits/Pensions	\$118,701
	CIP	
Increase for Black Canyon Quarry funded by a transfer from the inactive Park Developer Easement Fund	\$191,318	
Total CIP	\$191,318	
Total For 2024	\$310,019	

* 2023 Amended Budget as of 8/31/2023

Design and Development - General Fund: Position Changes

Position Changes	During 2023	* 2023 Amended - 2023 Original Budget
	Transfer and convert 1.00 FTE (Assistant to the Mayor) from the Mayor's Office to Parks - Design & Development as a Program Administrator I	1.00
	Total During 2023	1.00
	For 2024	2024 Budget - * 2023 Amended Budget
	None	0.00
	Total For 2024	0.00

* 2023 Amended Budget as of 8/31/2023

Design and Development - TOPS Fund: Summary, Funding, and Position Changes

TOPS Fund	Use of Funds	2021 Actual	2022 Actual	2023 Original Budget	* 2023 Amended Budget	2024 Budget	2024 Budget - * 2023 Amended Budget
	Salary/Benefits/Pensions	\$268,309	\$310,702	\$338,538	\$338,538	\$339,817	\$1,279
	Operating	32,933	37,947	51,203	51,203	72,553	21,350
	Total	\$301,242	\$348,649	\$389,741	\$389,741	\$412,370	\$22,629
	CIP	\$6,006,176	\$4,063,549	\$3,330,000	\$11,185,000	\$3,620,000	(\$7,565,000)
	Grand Total	\$6,307,418	\$4,412,198	\$3,719,741	\$11,574,741	\$4,032,370	(\$7,542,371)
	Position Title	2022 Actual	2023 Original Budget	* 2023 Amended Budget	2024 Budget	2024 Budget - * 2023 Amended Budget	
	Capital Projects Coordinator	0.50	0.50	0.50	0.50	0.00	
	Parks Development Manager	0.50	0.50	0.50	0.50	0.00	
	Planner I	0.00	0.00	1.00	1.00	0.00	
Trail Development Coordinator	1.00	1.00	0.00	0.00	0.00		
Total Positions	2.00	2.00	2.00	2.00	0.00		

* 2023 Amended Budget as of 8/31/2023

Design and Development - TOPS Fund: Summary, Funding, and Position Changes

TOPS Funding Changes	During 2023	* 2023 Amended - 2023 Original Budget
	Supplemental appropriation for Wild Horse Ranch acquisition and Corral Bluffs expansion	\$7,855,000
	Total During 2023	\$7,855,000
	For 2024	2024 Budget - * 2023 Amended Budget
	Salaries/Benefits/Pensions	
	Net change to fund existing positions	(\$9,091)
	Increase to fund pay for performance and pay progression	8,967
	Increase to fund medical cost adjustments	1,403
	Total Salaries/Benefits/Pensions	\$1,279
	Operating	
	Increase to reflect operating needs in 2024	\$21,350
	Total Operating	\$21,350
	CIP	
	Removal of 2023 supplemental appropriation for land acquisition	(\$7,855,000)
	Increase to reflect funding planned for 2024 CIP	290,000
Total CIP	(\$7,565,000)	
Total For 2024	(\$7,542,371)	

TOPS Position Changes	During 2023	* 2023 Amended - 2023 Original Budget
	None	0.00
	Total During 2023	0.00
	For 2024	2024 Budget - * 2023 Amended Budget
	None	0.00
	Total For 2024	0.00

* 2023 Amended Budget as of 8/31/2023

Design and Development - Conservation Trust Fund: Summary and Funding Changes

CTF Fund	Use of Funds	2021 Actual	2022 Actual	2023 Original Budget	* 2023 Amended Budget	2024 Budget	2024 Budget - * 2023 Amended Budget
	CIP	\$72,081	\$33,317	\$0	\$0	\$700,000	\$700,000
	Total	\$72,081	\$33,317	\$0	\$0	\$700,000	\$700,000

CTF Funding Changes	During 2023	* 2023 Amended - 2023 Original Budget
	None	\$0
Total During 2023	\$0	
For 2024	2024 Budget - * 2023 Amended Budget	
	CIP	
	Increase to reflect funding planned for 2024 CIP	\$700,000
	Total CIP	\$700,000
Total For 2024	\$700,000	

* 2023 Amended Budget as of 8/31/2023

Design and Development - Grants Fund: Summary and Funding Changes

Grants Fund	Use of Funds	2021 Actual	2022 Actual	2023 Original Budget	* 2023 Amended Budget	2024 Budget	2024 Budget - * 2023 Amended Budget
	Grants Fund**	\$1,962,740	\$1,427,500	\$350,000	\$350,000	\$350,000	\$0
	Total	\$1,962,740	\$1,427,500	\$350,000	\$350,000	\$350,000	\$0

** The Grants Fund includes appropriation for new grant funding, and may include re-appropriation of prior year grants not awarded, as well as local match. See Grants Overview for more information.

Funding Changes	During 2023	* 2023 Amended - 2023 Original Budget
	None	\$0
Total During 2023	\$0	
For 2024	2024 Budget - * 2023 Amended Budget	
	None	\$0
	Total For 2024	\$0

* 2023 Amended Budget as of 8/31/2023

Design and Development - PPRTA: Summary

PPRTA	Use of Funds	2021 Actual	2022 Actual	2023 Original Budget	* 2023 Amended Budget	2024 Budget	2024 Budget - * 2023 Amended Budget
	Capital †	\$532,621	\$802,640	\$0	\$0	\$0	\$0
	Total	\$532,621	\$802,640	\$0	\$0	\$0	\$0
† The PPRTA capital projects for the budget year are listed below in the CIP table. 2021 and 2022 Actual reported above are tracked in the City's financial system. These amounts may differ from the PPRTA Financial Statements.							
The PPRTA budget, funded by a one-cent sales tax, is not appropriated by the City. However, to reflect total funding dedicated for capital projects and maintenance of the City's transportation system, relevant PPRTA expenditures are included in this document.							

* 2023 Amended City Budget as of 8/31/2023

Design and Development - CIP Program

CIP Program *	Project	CTF	PLDO	General Fund	TOPS	Total Allocation
		Austin BI/Univ Pk Open Space Master Plan Implementation				200,000
	Blodgett Open Space Improvements				200,000	200,000
	Chamberlain Trail-South				100,000	100,000
	F150 - Black Canyon Quarry**			191,318		191,318
	Fisher Canyon Open Space Planning and Implementation				200,000	200,000
	Grey Hawk Park Planning and Implementation				500,000	500,000
	Grey Hawk Park Planning and Implementation	600,000				600,000
	Jimmy Camp Creek Regional Park-Assessments and Planning				250,000	250,000
	Legacy Loop-South Railroad Bridge Connection-GM				1,800,000	1,800,000
	Open Space Acquisition				70,000	70,000
	Open Space Wayfinding Signage Package/ Implementation				200,000	200,000
	PLDO Acquisitions		25,000			25,000
	PLDO Investment Fees		36,080			36,080
	Sand Creek Trail-Airport to Palmer Park				100,000	100,000
	Study-Economic Benefits of Parks	100,000				100,000
	Total 2024 CIP	\$700,000	\$61,080	\$191,318	\$3,620,000	\$4,572,398

* The funding of the CIP projects is for the current budget year and may not reflect the total project cost. For a citywide comprehensive list of CIP projects, refer to the CIP section of the Budget.

** The Black Canyon Quarry project is funded by a transfer from inactive Fund 150 - Park Developer Easement Fund.

City of Colorado Springs Budget Detail Report

001 - GENERAL FUND
Design and Development

Acct # - Description	2021 Actual	2022 Actual	2023 Original Budget	* 2023 Amended Budget	2024 Budget	2024 Budget - * 2023 Amended Budget
Salaries/Benefits/Pensions						
51205 - CIVILIAN SALARIES	446,026	461,055	524,162	524,162	604,346	80,184
51210 - OVERTIME	3	0	0	0	0	0
51260 - VACATION BUY PAY OUT	1,301	516	0	0	0	0
51299 - SALARIES REIMBURSEMENTS	(1,341)	(1,512)	0	0	0	0
51610 - PERA	62,027	67,096	77,366	77,366	89,322	11,956
51615 - WORKERS COMPENSATION	6,728	7,742	7,704	7,704	7,138	(566)
51620 - EQUITABLE LIFE INSURANCE	1,065	1,087	1,938	1,938	1,879	(59)
51640 - DENTAL INSURANCE	1,988	1,774	1,980	1,980	2,850	870
51690 - MEDICARE	6,348	6,751	7,600	7,600	8,763	1,163
51695 - CITY EPO MEDICAL PLAN	21,932	15,953	14,412	14,412	15,154	742
51696 - ADVANTAGE HD MED PLAN	21,980	23,675	32,162	32,162	55,573	23,411
51697 - HRA BENEFIT TO ADV MED PLAN	1,004	1,000	1,375	1,375	2,375	1,000
Salaries/Benefits/Pensions Total	569,061	585,137	668,699	668,699	787,400	118,701
Operating						
52110 - OFFICE SUPPLIES	68	0	0	0	0	0
52125 - GENERAL SUPPLIES	315	1,928	450	450	600	150
52135 - POSTAGE	27	8	100	100	0	(100)
52140 - WEARING APPAREL	318	0	0	0	0	0
52305 - MAINT SOFTWARE & OTHER FEES	698	1,257	0	0	0	0
52568 - BANK AND INVESTMENT FEES	12	0	0	0	0	0
52605 - CAR MILEAGE	79	0	0	0	0	0
52607 - CELL PHONE ALLOWANCE	547	540	1,000	1,000	500	(500)
52610 - PROFESSIONAL LICENSES	0	158	1,000	1,000	1,250	250
52615 - DUES AND MEMBERSHIP	590	260	250	250	250	0
52625 - MEETING EXPENSES IN TOWN	0	107	200	200	300	100
52630 - TRAINING	0	75	300	300	400	100
52655 - TRAVEL OUT OF TOWN	80	153	0	0	0	0
52770 - SAFETY EQUIPMENT	300	0	0	0	0	0
52874 - OFFICE SERVICES PRINTING	64	0	0	0	0	0
Operating Total	3,098	4,486	3,300	3,300	3,300	0
Expense Total	572,159	589,623	671,999	671,999	790,700	118,701
CIP Total	3,071,987	1,265,001	0	0	191,318	191,318
Grand Total	3,644,146	1,854,624	671,999	671,999	982,018	310,019

* 2023 Amended Budget as of 8/31/2023

City of Colorado Springs Budget Detail Report

118 - TRAILS/OPEN SPACE/PARKS FUND Design and Development

Acct # - Description	2021 Actual	2022 Actual	2023 Original Budget	* 2023 Amended Budget	2024 Budget	2024 Budget - * 2023 Amended Budget
Salaries/Benefits/Pensions						
51205 - CIVILIAN SALARIES	197,310	212,416	262,475	262,475	264,555	2,080
51210 - OVERTIME	820	365	0	0	0	0
51220 - SEASONAL TEMPORARY	1,988	11,898	5,000	5,000	5,000	0
51240 - RETIREMENT TERMINATION SICK	0	13,851	0	0	0	0
51245 - RETIREMENT TERM VACATION	8,816	11,443	0	0	0	0
51299 - SALARIES REIMBURSEMENTS	0	(1,371)	0	0	0	0
51610 - PERA	28,370	34,097	39,480	39,480	39,839	359
51615 - WORKERS COMPENSATION	3,470	4,092	3,148	3,148	1,791	(1,357)
51620 - EQUITABLE LIFE INSURANCE	473	491	832	832	707	(125)
51640 - DENTAL INSURANCE	998	890	1,140	1,140	930	(210)
51690 - MEDICARE	2,911	3,419	3,879	3,879	3,909	30
51695 - CITY EPO MEDICAL PLAN	9,246	2,280	0	0	0	0
51696 - ADVANTAGE HD MED PLAN	12,943	15,818	24,746	24,746	25,499	753
51697 - HRA BENEFIT TO ADV MED PLAN	964	1,013	1,438	1,438	1,187	(251)
51699 - BENEFITS REIMBURSEMENT	0	0	(3,600)	(3,600)	(3,600)	0
Salaries/Benefits/Pensions Total	268,309	310,702	338,538	338,538	339,817	1,279
Operating						
52110 - OFFICE SUPPLIES	0	20	300	300	100	(200)
52111 - PAPER SUPPLIES	0	0	400	400	0	(400)
52125 - GENERAL SUPPLIES	604	3,220	1,000	1,000	3,500	2,500
52135 - POSTAGE	0	0	300	300	0	(300)
52265 - MAINT BUILDINGS AND STRUCTURE	2,111	0	0	0	0	0
52305 - MAINT SOFTWARE & OTHER FEES	2,693	11,018	4,000	4,000	10,300	6,300
52415 - CONTRACTS AND SPEC PROJECTS	11,111	11,933	2,500	2,500	4,000	1,500
52465 - MISCELLANEOUS SERVICES	1,169	339	0	0	0	0
52568 - BANK AND INVESTMENT FEES	8,199	6,386	27,060	27,060	41,910	14,850
52575 - SERVICES	5,083	2,326	6,000	6,000	5,000	(1,000)
52605 - CAR MILEAGE	0	0	300	300	0	(300)
52615 - DUES AND MEMBERSHIP	0	0	600	600	0	(600)
52625 - MEETING EXPENSES IN TOWN	338	538	0	0	0	0
52630 - TRAINING	100	0	1,000	1,000	0	(1,000)
52645 - SUBSCRIPTIONS	0	299	0	0	0	0
52738 - CELL PHONE BASE CHARGES	1,480	1,494	1,500	1,500	1,500	0
52775 - MINOR EQUIPMENT	0	0	5,943	5,943	5,943	0
52874 - OFFICE SERVICES PRINTING	45	101	300	300	300	0
52880 - PURCHASES FOR RESALE	0	273	0	0	0	0
Operating Total	32,933	37,947	51,203	51,203	72,553	21,350
Expense Total	301,242	348,649	389,741	389,741	412,370	22,629
CIP Total	6,006,176	4,063,549	3,330,000	11,185,000	3,620,000	(7,565,000)
Grand Total	6,307,418	4,412,198	3,719,741	11,574,741	4,032,370	(7,542,371)

* 2023 Amended Budget as of 8/31/2023

This page left blank intentionally.

Park Maintenance and Operations

Eric Becker, Manager | (719) 385-5902 | Eric.Becker@coloradosprings.gov

All Funds Summary

	Use of Funds	2022	2023	* 2023	2024	2024 Budget -
		Actual	Original Budget	Amended Budget	Budget	* 2023 Amended Budget
All Funds	General Fund	\$4,876,305	\$5,024,521	\$5,024,521	\$4,747,300	(\$277,221)
	Trails, Parks, and Open Space (TOPS)	3,209,193	4,184,217	4,184,217	4,117,888	(66,329)
	Trails, Parks, and Open Space (TOPS) - CIP	1,568,223	400,000	400,000	776,000	376,000
	Conservation Trust Fund (CTF)	5,410,768	5,819,889	5,819,889	6,227,119	407,230
	Conservation Trust Fund (CTF) - CIP	0	75,000	75,000	105,000	30,000
	Special Districts (SIMDs and GID)	3,144,486	3,791,016	3,791,016	3,815,734	24,718
	Grants Fund**	0	750,000	750,000	750,000	0
	Other - Projects and CIP	0	247,154	247,154	110,440	(136,714)
	Total	\$18,208,975	\$20,291,797	\$20,291,797	\$20,649,481	\$357,684
	Positions					
	General Fund	19.50	24.25	26.75	26.75	0.00
	Other Funds	66.00	69.25	69.25	69.25	0.00
	Total	85.50	93.50	96.00	96.00	0.00

* 2023 Amended Budget as of 8/31/2023

** The Grants Fund includes appropriation for new grant funding, and may include re-appropriation of prior year grants not awarded, as well as local match. See Grants Overview for more information.

Significant Changes vs. 2023

- Increase of approximately \$363,000 in the General Fund mainly to fund existing positions, pay for performance, and medical cost adjustments
- Decrease of \$599,997 in the General Fund due to operating budget reductions
- Increase of approximately \$40,000 in the General Fund to fund additional patrols at Catamount Reservoir during its closure (offset by revenue from CSU)
- Increase in the General Fund due to the transfer from Municipal Court of \$45,000 for the Keep Colorado Springs Beautiful program
- Decrease of approximately \$138,000 in the General Fund to remove one-time 2023 funding
- Increase of approximately \$13,000 in the General Fund for a transfer from Parks Recreation and Administration
- Net decrease of approximately \$66,000 in the TOPS Fund mainly to fund existing positions, pay for performance, and medical cost adjustments
- Increase of \$376,000 in the TOPS Fund - CIP to fund planned capital improvement projects
- Net increase of approximately \$407,000 in the CTF Fund mainly to fund existing positions, pay for performance, medical cost adjustments, and anticipated operating and capital outlay needs
- Increase of \$30,000 in CTF - CIP to fund planned capital improvement projects
- Net increase of approximately \$25,000 in Special Districts to fund operating and capital outlay needs
- Net decrease of approximately \$137,000 in Other - Projects and CIP to fund planned capital improvement projects in the Ballfield Fund

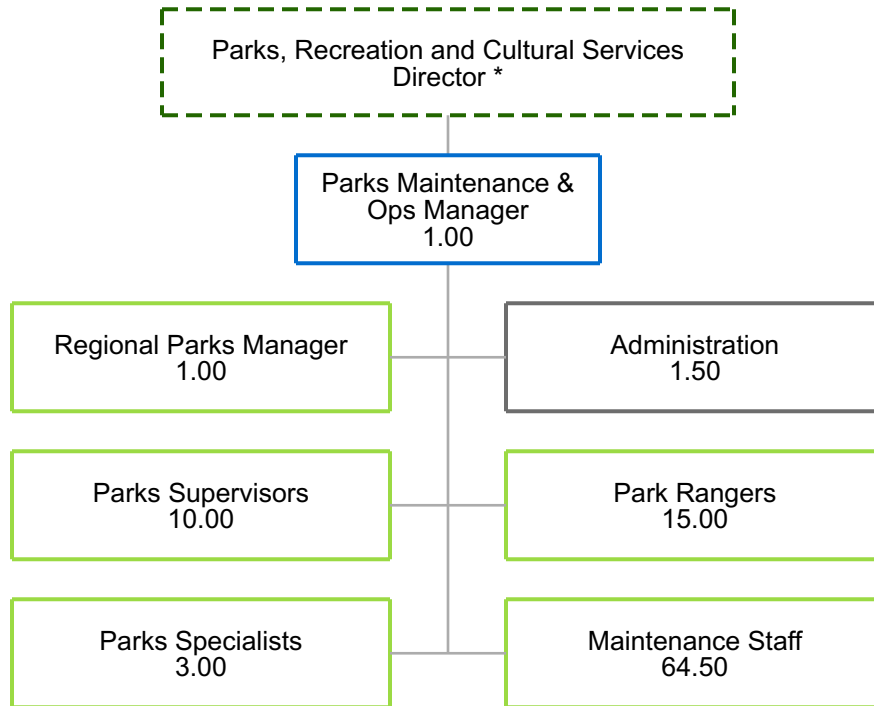
Park Maintenance and Operations - Overview

Park Maintenance and Operations provides maintenance and resource management services for City parks, trails, and open spaces that enhance the beauty of the community, safeguard the public investment in built facilities and natural areas, and ensure residents and visitors have safe places for leisure and recreation.

Maintenance and operations staff:

- Coordinate and manage turf cultural practices and water conservation programs
- Monitor and oversee contractual landscape maintenance services
- Monitor, repair, and renovate irrigation systems
- Implement and manage the Springs in Bloom Program and manage six greenhouses
- Maintain and renovate buildings and park infrastructure including lighting systems, park amenities, fencing, parking lots, roadways, pumps, swimming pools, spray grounds, and fountains
- Maintain and repair urban and regional trail systems to include trail bridges
- Inspect, maintain, and repair playground systems and structures
- Maintain and prepare athletic fields for programmed uses
- Manage open space areas including mitigation of noxious weeds, building and maintaining natural surface trails, removing and restoring illegal trails, and managing and restoring wildlife habitat
- Provide services and support to facilitate special events using park facilities
- Direct volunteer projects
- Manage six (6) Special Improvement Maintenance Districts (SIMDs) that maintain select medians and rights-of-way with each SIMD having its own City Council appointed advisory board
- Manage one (1) General Improvement District (GID) that provides maintenance of certain public improvements that are of general benefit to residents of the District

Park Maintenance and Operations - Organizational Chart



* The Parks, Recreation and Cultural Services Director position is funded as part of the PRCS Recreation and Administration budget. This position is not reflected in the position count in the Budget Summary on the following page.

The sections below provide a summary of the Budget, authorized positions, changes that occurred after the budget was implemented for 2023, and changes occurring as part of the 2024 Budget for each fund including the General Fund, Trails, Open Space and Parks (TOPS), Conservation Trust Fund (CTF), Special Districts, and Capital Improvement Program (CIP).

Park Maintenance and Operations - General Fund: Summary, Funding, and Position Changes

General Fund	Use of Funds	2021 Actual	2022 Actual	2023 Original Budget	* 2023 Amended Budget	2024 Budget	2024 Budget - * 2023 Amended Budget
	Salary/Benefits/Pensions	\$1,969,052	\$2,317,128	\$2,609,111	\$2,609,111	\$2,833,602	\$224,491
	Operating	2,285,223	2,529,642	2,315,410	2,315,410	1,913,698	(401,712)
	Capital Outlay	1,032	29,535	100,000	100,000	0	(100,000)
	Total	\$4,255,307	\$4,876,305	\$5,024,521	\$5,024,521	\$4,747,300	(\$277,221)
	Revenue	\$84,580	\$89,968	\$129,330	\$129,330	\$108,080	(\$21,250)

General Fund Positions	Position Title	2022 Actual	2023 Original Budget	* 2023 Amended Budget	2024 Budget	2024 Budget - * 2023 Amended Budget
	Administrative Assistant I	0.00	0.75	0.00	0.00	0.00
	Administrative Assistant, Senior	0.00	0.00	0.75	0.75	0.00
	Administrative Technician	0.00	0.00	0.00	0.00	0.00
	City Horticulturist	1.00	1.00	1.00	1.00	0.00
	Environment Safety & Health Specialist	1.00	0.00	0.00	0.00	0.00
	Equipment Operator I	0.00	0.50	0.75	0.75	0.00
	Maintenance Technician I	0.00	0.75	2.25	2.25	0.00
	Natural Resource Specialist	0.25	0.25	0.25	0.25	0.00
	Park Ranger	1.50	4.50	4.50	4.50	0.00
	Park Ranger, Senior	0.25	1.25	1.25	1.25	0.00
	Parks Maintenance and Operations Manager	1.00	1.00	1.00	1.00	0.00
	Regional Parks Manager	0.75	0.75	0.75	0.75	0.00
	Senior Maintenance Technician	7.00	6.00	6.00	6.00	0.00
	Senior Skilled Maintenance Technician	2.00	2.00	2.00	2.00	0.00
	SIMD Unit Administrator	0.50	0.50	0.50	0.50	0.00
	Skilled Maintenance Supervisor	3.00	3.00	3.00	3.00	0.00
	Skilled Maintenance Technician I	0.00	0.75	0.75	0.75	0.00
	Skilled Maintenance Technician II	0.50	0.50	1.25	1.25	0.00
	Water Conservation Specialist	0.75	0.75	0.75	0.75	0.00
Total Positions	19.50	24.25	26.75	26.75	0.00	

* 2023 Amended Budget as of 8/31/2023

Park Maintenance and Operations - General Fund: Summary, Funding, and Position Changes

Funding Changes	During 2023	* 2023 Amended - 2023 Original Budget
	None	\$0
	Total During 2023	\$0
	For 2024	2024 Budget - * 2023 Amended Budget
	Salaries/Benefits/Pensions	
	Net change to fund existing positions	\$249,453
	Increase to fund pay for performance and pay progression	98,706
	Increase to fund medical cost adjustments	15,058
	Decrease due to operating budget reductions	(193,000)
	Redistribution of Operating to Salaries/Benefits/Pensions	4,950
	Increase to fund additional patrols at Catamount Reservoir (offset by revenue)	40,000
	Redistribution of Salaries/Benefits/Pensions from Operating for additional patrols at Catamount Reservoir	9,324
	Total Salaries/Benefits/Pensions	\$224,491
	Operating	
	Increase to move Keep Colorado Springs Beautiful funding from Municipal Court	\$45,000
	Decrease due to operating budget reductions	(406,997)
	Decrease to remove one-time 2023 funding	(38,200)
	Redistribution of Operating to Salaries/Benefits/Pensions	(14,274)
	Redistribution of Operating from Parks Recreation and Administration	12,759
Total Operating	(\$401,712)	
Capital Outlay		
Decrease to remove one-time 2023 funding for vehicles	(\$100,000)	
Total Capital Outlay	(\$100,000)	
Total For 2024	(\$277,221)	

Position Changes	During 2023	* 2023 Amended - 2023 Original Budget
	Add 1.75 FTEs as part of a city-wide effort to convert certain year-round hourly employees to FTEs (0.25 FTE Equipment Operator I, 0.75 FTE Maintenance Technician I, 0.75 FTE Skilled Maintenance Technician II)	1.75
	Transfer 0.75 FTE (Maintenance Technician I) from Parks Recreation and Admin	0.75
	Total During 2023	2.50
	For 2024	2024 Budget - * 2023 Amended Budget
	None	0.00
Total For 2024	0.00	

* 2023 Amended Budget as of 8/31/2023

Park Maintenance and Operations - TOPS Fund: Summary, Funding, and Position Changes

TOPS Fund	Use of Funds	2021 Actual	2022 Actual	2023 Original Budget	* 2023 Amended Budget	2024 Budget	2024 Budget - * 2023 Amended Budget	
	Salary/Benefits/Pensions	\$1,464,992	\$1,622,072	\$2,259,731	\$2,259,731	\$2,193,402	(\$66,329)	
	Operating	1,674,337	1,577,121	1,924,486	1,924,486	1,924,486	0	
	Capital Outlay	75,569	10,000	0	0	0	0	
	Total	\$3,214,898	\$3,209,193	\$4,184,217	\$4,184,217	\$4,117,888	(\$66,329)	
	CIP	\$244,527	\$1,568,223	\$400,000	\$400,000	\$776,000	\$376,000	
	Grand Total	\$3,459,425	\$4,777,416	\$4,584,217	\$4,584,217	\$4,893,888	\$309,671	
Position Title	2022 Actual	2023 Original Budget	* 2023 Amended Budget	2024 Budget	2024 Budget - * 2023 Amended Budget			
GIS Technician	0.00	0.50	0.50	0.50	0.00			
Maintenance Technician II	1.25	1.25	1.25	1.25	0.00			
Natural Resource Specialist	0.25	0.25	0.25	0.25	0.00			
Park Guide	0.00	0.75	0.00	0.00	0.00			
Park Ranger	6.75	6.75	6.75	6.75	0.00			
Park Ranger, Senior	0.75	0.75	0.75	0.75	0.00			
Regional Parks Manager	0.25	0.25	0.25	0.25	0.00			
Senior Maintenance Technician	5.00	5.00	5.00	5.00	0.00			
Senior Skilled Maintenance Technician	0.50	0.50	0.50	0.50	0.00			
Trail Project Specialist	0.75	0.75	0.75	0.75	0.00			
Total Positions	15.50	16.75	16.00	16.00	0.00			

* 2023 Amended Budget as of 8/31/2023

Park Maintenance and Operations - TOPS Fund: Summary, Funding, and Position Changes

TOPS Funding Changes	During 2023	* 2023 Amended - 2023 Original Budget
	None	\$0
	Total During 2023	\$0
	For 2024	2024 Budget - * 2023 Amended Budget
	Salaries/Benefits/Pensions	
	Net change to fund existing positions	(\$121,339)
	Increase to fund pay for performance and pay progression	42,664
	Increase to fund medical cost adjustments	12,346
	Total Salaries/Benefits/Pensions	(\$66,329)
	CIP	
Increase in funding for 2024 CIP Projects	\$376,000	
Total CIP	\$376,000	
Total For 2024	\$309,671	

TOPS Position Changes	During 2023	* 2023 Amended - 2023 Original Budget
	Eliminate 0.75 FTE (Park Guide)	(0.75)
	Total During 2023	(0.75)
	For 2024	2024 Budget - * 2023 Amended Budget
	None	0.00
Total For 2024	0.00	

* 2023 Amended Budget as of 8/31/2023

Park Maintenance and Operations - Conservation Trust Fund: Summary, Funding, and Position Changes

Conservation Trust Fund	Use of Funds	2021 Actual	2022 Actual	2023 Original Budget	* 2023 Amended Budget	2024 Budget	2024 Budget - * 2023 Amended Budget	
	Salary/Benefits/Pensions	\$4,009,370	\$4,497,086	\$4,855,970	\$4,855,970	\$4,839,248	(\$16,722)	
	Operating	520,990	887,819	963,919	963,919	1,387,871	423,952	
	Capital Outlay	92,435	25,863	0	0	0	0	
	Total	\$4,622,795	\$5,410,768	\$5,819,889	\$5,819,889	\$6,227,119	\$407,230	
	CIP	\$0	\$0	\$75,000	\$75,000	\$105,000	\$30,000	
	Grand Total	\$4,622,795	\$5,410,768	\$5,894,889	\$5,894,889	\$6,332,119	\$437,230	
Position Title	2022 Actual	2023 Original Budget	* 2023 Amended Budget	2024 Budget	2024 Budget - * 2023 Amended Budget			
Maintenance Technician I	0.00	1.00	1.00	1.00	0.00			
Maintenance Technician II	3.75	3.75	5.75	5.75	0.00			
Natural Resource Specialist	0.50	0.50	0.50	0.50	0.00			
Park Ranger	1.75	1.75	1.75	1.75	0.00			
Senior Equipment Operator	1.00	1.00	1.00	1.00	0.00			
Senior Maintenance Technician	20.00	20.00	18.00	18.00	0.00			
Senior Skilled Maintenance Technician	4.50	4.50	4.50	4.50	0.00			
Skilled Maintenance Supervisor	4.00	4.00	4.00	4.00	0.00			
Skilled Maintenance Technician II	4.00	4.00	4.50	4.50	0.00			
Trail Project Specialist	0.25	0.25	0.25	0.25	0.00			
Water Conservation Specialist	0.25	0.25	0.25	0.25	0.00			
Total Positions	40.00	41.00	41.50	41.50	0.00			

* 2023 Amended Budget as of 8/31/2023

Park Maintenance and Operations - Conservation Trust Fund: Summary, Funding, and Position Changes

Funding Changes	During 2023	* 2023 Amended - 2023 Original Budget
	None	\$0
	Total During 2023	\$0
	For 2024	2024 Budget - * 2023 Amended Budget
	Salaries/Benefits/Pensions	
	Net change to fund existing positions	(\$147,835)
	Increase to fund pay for performance and pay progression	95,436
	Increase to fund medical cost adjustments	35,677
	Total Salaries/Benefits/Pensions	(\$16,722)
	Operating	
Increase based on anticipated expenditures	\$23,955	
Increase to fund mowing contracts transferred from the General Fund due to General Fund operating budget decreases	399,997	
Total Operating	\$423,952	
CIP		
Increase in 2024 CIP projects	\$30,000	
Total CIP	\$30,000	
Total For 2024	\$437,230	

Position Changes	During 2023	* 2023 Amended - 2023 Original Budget
	Add 0.50 FTE (Skilled Maintenance Technician II)	0.50
	Total During 2023	0.50
	For 2024	2024 Budget - * 2023 Amended Budget
	None	0.00
Total For 2024	0.00	

* 2023 Amended Budget as of 8/31/2023

Park Maintenance and Operations - Special District Funds**: Summary, Funding, and Position Changes

Special District Funds Summary	Use of Funds	2021 Actual	2022 Actual	2023 Original Budget	* 2023 Amended Budget	2024 Budget	2024 Budget - * 2023 Amended Budget
	Briargate SIMD	\$1,102,289	\$1,496,307	\$379,500	\$379,500	\$0	(\$379,500)
	Colorado Gateway SIMD	7,167	64	6,844	6,844	11,053	4,209
	Norwood SIMD	871,591	998,384	1,140,281	1,140,281	1,166,130	25,849
	Old Colorado City SIMD	126,748	143,047	145,022	145,022	154,759	9,737
	Platte Ave SIMD	13,647	13,574	18,937	18,937	21,148	2,211
	Stetson Hills SIMD	410,529	467,354	464,462	464,462	499,452	34,990
	Woodstone SIMD	42,255	25,756	38,572	38,572	40,583	2,011
	Total SIMDs	\$2,574,226	\$3,144,486	\$2,193,618	\$2,193,618	\$1,893,125	(\$300,493)
	Briargate GID 2021	\$0	\$0	\$1,597,398	\$1,597,398	\$1,922,609	\$325,211
Grand Total	\$2,574,226	\$3,144,486	\$3,791,016	\$3,791,016	\$3,815,734	\$24,718	
Position Title	2022 Actual	2023 Original Budget	* 2023 Amended Budget	2024 Budget	2024 Budget - * 2023 Amended Budget		
Administrative Assistant, Senior	0.00	0.00	0.25	0.25	0.00		
Maintenance Technician I	0.00	1.00	2.00	2.00	0.00		
Maintenance Technician II	1.00	1.00	1.00	1.00	0.00		
Senior Maintenance Technician	8.00	8.00	7.00	7.00	0.00		
SIMD Unit Administrator	0.50	0.00	0.00	0.00	0.00		
Skilled Maintenance Supervisor	1.00	1.00	1.00	1.00	0.00		
Special District Administrator	0.00	0.50	0.50	0.50	0.00		
Total Positions	10.50	11.50	11.75	11.75	0.00		

* 2023 Amended Budget as of 8/31/2023

** For more information about the Special Improvement Maintenance Districts (SIMDs) and the General Improvement Districts (GIDs), please see the All Funds Overview.

Park Maintenance and Operations - Special District Funds**: Summary, Funding, and Position Changes

Special District Funding Changes	During 2023	* 2023 Amended - 2023 Original Budget
	None	\$0
	Total During 2023	\$0
	For 2024	2024 Budget - * 2023 Amended Budget
	Salaries/Benefits/Pensions	
	Net change to fund existing positions	(\$1,909)
	Increase to fund pay for performance and pay progression	36,149
	Increase to fund medical cost adjustments	8,972
	Increase for seasonal temporary budgets to match anticipated part time staffing needs	34,000
	Total Salaries/Benefits/Pensions	\$77,212
	Operating	
	Decrease to match anticipated expenditures	(\$275,994)
	Total Operating	(\$275,994)
	Capital Outlay	
	Increase to fund special projects for the Briargate GID 2021	\$172,000
	Increase to fund a new vehicle for the Briargate GID 2021	50,000
	Increase to match other anticipated expenditures	1,500
	Total Capital Outlay	\$223,500
	Total For 2024	\$24,718

Special District Position Changes	During 2023	* 2023 Amended - 2023 Original Budget
	Add 0.25 FTE (Senior Administrative Assistant)	0.25
	Total During 2023	0.25
	For 2024	2024 Budget - * 2023 Amended Budget
	None	0.00
	Total For 2024	0.00

* 2023 Amended Budget as of 8/31/2023

** For more information about the Special Improvement Maintenance Districts (SIMDs) and the General Improvement Districts (GIDs), please see the All Funds Overview

Park Maintenance and Operations - Grants Fund: Summary and Funding Changes

Grants Fund	Use of Funds	2021 Actual	2022 Actual	2023 Original Budget	* 2023 Amended Budget	2024 Budget	2024 Budget - * 2023 Amended Budget
	Grants Fund**		\$340,000	\$0	\$750,000	\$750,000	\$750,000
Total		\$340,000	\$0	\$750,000	\$750,000	\$750,000	\$0

* 2023 Amended Budget as of 8/31/2023

** The Grants Fund includes appropriation for new grant funding, and may include re-appropriation of prior year grants not awarded, as well as local match. See Grants Overview for more information.

Park Maintenance and Operations - CIP Program

CIP Program *	Project	CTF	TOPS	Other/ Ballfield Fund	Total Allocation
		Ballfield Fund Investment Fees			440
	Bricker Park - Irrigation Replacement		136,000		136,000
	Otero Park - Irrigation		133,000		133,000
	Red Rock Canyon Landfill Monitoring	35,000			35,000
	Skyview Sports Complex Artificial Turf Replacement-2 infields	70,000		110,000	180,000
	Tomah Park- Irrigation		107,000		107,000
	Water Footprint Reduction		400,000		400,000
	Total 2024 CIP	\$105,000	\$776,000	\$110,440	\$991,440

* The funding of the CIP projects is for the current budget year and may not reflect the total project cost. For a citywide comprehensive list of CIP projects, refer to the CIP section of the Budget.

City of Colorado Springs Budget Detail Report

001 - GENERAL FUND
Parks - Park Maintenance and Operations

Acct # - Description	2021 Actual	2022 Actual	2023 Original Budget	* 2023 Amended Budget	2024 Budget	2024 Budget - * 2023 Amended Budget
Salaries/Benefits/Pensions						
51003 - REDUCTION IN SALARIES BENEFITS	0	0	0	0	(193,000)	(193,000)
51205 - CIVILIAN SALARIES	1,285,504	1,375,590	1,736,337	1,736,337	2,002,360	266,023
51210 - OVERTIME	13,395	20,192	10,700	10,700	9,950	(750)
51220 - SEASONAL TEMPORARY	148,163	269,536	162,304	162,304	217,328	55,024
51230 - SHIFT DIFFERENTIAL	565	1,089	0	0	0	0
51235 - STANDBY	0	220	0	0	0	0
51245 - RETIREMENT TERM VACATION	12,502	33,460	0	0	0	0
51260 - VACATION BUY PAY OUT	6,669	9,942	0	0	0	0
51299 - SALARIES REIMBURSEMENTS	(11,244)	(12,766)	0	0	0	0
51610 - PERA	203,724	242,482	279,620	279,620	328,026	48,406
51612 - RETIREMENT HEALTH SAVINGS	9,340	35,453	0	0	0	0
51615 - WORKERS COMPENSATION	57,796	68,437	45,833	45,833	50,032	4,199
51620 - EQUITABLE LIFE INSURANCE	3,052	3,197	5,973	5,973	5,736	(237)
51640 - DENTAL INSURANCE	8,961	8,553	12,270	12,270	12,930	660
51690 - MEDICARE	20,846	24,351	27,563	27,563	32,187	4,624
51695 - CITY EPO MEDICAL PLAN	285	20,410	20,998	20,998	25,563	4,565
51696 - ADVANTAGE HD MED PLAN	197,770	205,369	291,638	291,638	326,428	34,790
51697 - HRA BENEFIT TO ADV MED PLAN	11,724	11,613	15,875	15,875	16,062	187
Salaries/Benefits/Pensions Total	1,969,052	2,317,128	2,609,111	2,609,111	2,833,602	224,491
Operating						
52003 - REDUCTION IN OPERATING	0	0	0	0	(406,997)	(406,997)
52105 - MISCELLANEOUS OPERATING	83	0	0	0	0	0
52110 - OFFICE SUPPLIES	2,586	9,684	1,625	1,625	1,625	0
52111 - PAPER SUPPLIES	175	0	0	0	0	0
52115 - MEDICAL SUPPLIES	0	207	2,800	2,800	650	(2,150)
52120 - SOFTWARE SUBSCRIPTION/LICENSE	1,448	358	175	175	175	0
52122 - CELL PHONES EQUIP AND SUPPLIES	380	3,689	200	200	0	(200)
52125 - GENERAL SUPPLIES	86,387	60,595	128,600	128,600	132,510	3,910
52131 - CONCRETE SUPPLIES	3,293	12,265	8,000	8,000	7,000	(1,000)
52135 - POSTAGE	14	0	0	0	0	0
52136 - FABRICATION CONSUMABLES	1,485	20,183	8,000	8,000	7,000	(1,000)
52137 - DOOR AND LOCK MATERIALS	492	5,689	0	0	0	0
52140 - WEARING APPAREL	26,742	11,879	4,980	4,980	4,980	0
52145 - PAINT AND CHEMICAL	3,532	2,649	5,100	5,100	6,600	1,500
52150 - SEED AND FERTILIZER	44,567	9,305	13,000	13,000	13,000	0
52155 - AUTOMOTIVE	0	140	0	0	0	0
52170 - SPECIAL PHOTOGRAPHY ETC	8	0	0	0	0	0
52175 - SIGNS	18,995	19,205	15,300	15,300	15,000	(300)
52185 - AGGREGATE MATERIAL	5,510	5,632	9,200	9,200	5,700	(3,500)
52190 - JANITORIAL SUPPLIES	4,685	6,955	56,850	56,850	57,400	550
52235 - MAINT MACHINERY AND APPARATUS	13	0	750	750	750	0
52240 - MAINT NONFLEET VEHICLES EQP	32,465	42,387	43,570	43,570	43,570	0
52265 - MAINT BUILDINGS AND STRUCTURE	56,571	105,778	28,539	28,539	31,414	2,875
52270 - MAINT WELLS AND RESERVOIRS	84,878	64,860	38,000	38,000	27,000	(11,000)
52275 - MAINT RUNWAYS	822	30	0	0	0	0
52280 - MAINT ROADS AND BRIDGES	0	4,027	3,500	3,500	3,500	0

City of Colorado Springs Budget Detail Report

001 - GENERAL FUND
Parks - Park Maintenance and Operations

Acct # - Description	2021 Actual	2022 Actual	2023 Original Budget	* 2023 Amended Budget	2024 Budget	2024 Budget - * 2023 Amended Budget
52291 - MAINT VANDALISM RELATED	0	2,307	0	0	2,000	2,000
52305 - MAINT SOFTWARE & OTHER FEES	0	2,513	0	0	0	0
52410 - BUILDING SECURITY SERVICES	182,891	220,867	98,486	98,486	98,486	0
52413 - SPECIAL EVENTS	190	0	0	0	0	0
52415 - CONTRACTS AND SPEC PROJECTS	117,126	191,643	40,756	40,756	40,756	0
52422 - INCARCERATION SERVICES	8,440	0	0	0	0	0
52435 - GARBAGE REMOVAL SERVICES	96,165	93,990	950	950	300	(650)
52445 - JANITORIAL SERVICES	42,471	38,906	55,000	55,000	55,000	0
52455 - LAWN MAINTENANCE SERVICE	1,110,149	1,242,255	1,327,278	1,327,278	1,327,278	0
52465 - MISCELLANEOUS SERVICES	130	445	60	60	480	420
52560 - PARKING SERVICES	0	4	0	0	0	0
52568 - BANK AND INVESTMENT FEES	228	252	109	109	109	0
52573 - CREDIT CARD FEES	400	377	550	550	550	0
52575 - SERVICES	178,350	149,271	211,300	211,300	256,300	45,000
52579 - INSPECTIONS	160	4,901	0	0	0	0
52586 - MESA SPGS SERVICES	(1,197)	(287)	0	0	0	0
52607 - CELL PHONE ALLOWANCE	6,460	6,187	0	0	550	550
52610 - PROFESSIONAL LICENSES	1,156	2,384	2,700	2,700	2,500	(200)
52615 - DUES AND MEMBERSHIP	465	2,955	0	0	0	0
52625 - MEETING EXPENSES IN TOWN	929	54	0	0	0	0
52630 - TRAINING	8,123	4,802	2,200	2,200	3,550	1,350
52635 - EMPLOYEE EDUCATIONAL ASSISTANCE	3,637	8,977	0	0	0	0
52655 - TRAVEL OUT OF TOWN	390	1,800	0	0	240	240
52705 - COMMUNICATIONS	1,621	2,848	350	350	350	0
52716 - RENTAL EXPENSE	0	82,481	100,000	100,000	100,000	0
52736 - CELL PHONE AIRTIME	0	0	150	150	100	(50)
52738 - CELL PHONE BASE CHARGES	30,125	29,521	3,350	3,350	5,350	2,000
52746 - UTILITIES ELECTRIC	141	0	1,560	1,560	0	(1,560)
52747 - UTILITIES GAS	300	0	0	0	0	0
52748 - UTILITIES SEWER	600	400	0	0	0	0
52749 - UTILITIES WATER	0	0	500	500	0	(500)
52770 - SAFETY EQUIPMENT	22,976	24,650	36,272	36,272	38,322	2,050
52775 - MINOR EQUIPMENT	77,310	14,822	56,300	56,300	19,800	(36,500)
52776 - PRINTER CONSOLIDATION COST	4,072	2,650	0	0	0	0
52795 - RENTAL OF EQUIPMENT	8,577	2,789	2,700	2,700	3,200	500
52872 - MAINT FLEET VEHICLES EQP	10	0	0	0	0	0
52874 - OFFICE SERVICES PRINTING	2,562	3,366	1,400	1,400	1,600	200
52881 - PURCH FOR RESALE FUEL	4,986	0	5,250	5,250	6,000	750
52883 - PURCH FOR RESALE NON STCK PART	137	3,610	0	0	0	0
60213 - GREENHOUSE	0	112	0	0	0	0
65339 - NORTH SLOPE	(57)	0	0	0	0	0
65352 - EMPLOYEE AWARDS PROGRAM	0	238	0	0	0	0
65369 - SOFTBALL	69	0	0	0	0	0
65370 - SOCCER	0	2,035	0	0	0	0
Operating Total	2,285,223	2,529,642	2,315,410	2,315,410	1,913,698	(401,712)

City of Colorado Springs Budget Detail Report

001 - GENERAL FUND
Parks - Park Maintenance and Operations

Acct # - Description	2021 Actual	2022 Actual	2023 Original Budget	* 2023 Amended Budget	2024 Budget	2024 Budget - * 2023 Amended Budget
Capital Outlay						
53010 - OFFICE MACHINES	1,032	0	0	0	0	0
53050 - MACHINERY AND APPARATUS	0	29,535	0	0	0	0
53080 - VEHICLES ADDITIONS	0	0	100,000	100,000	0	(100,000)
Total Capital Outlay	1,032	29,535	100,000	100,000	0	(100,000)
Grand Total						
	4,255,307	4,876,305	5,024,521	5,024,521	4,747,300	(277,221)
Revenue						
45901 - MISCELLANEOUS	100	0	0	0	0	0
45903 - NORTH SLOPE ADMISSION	62,180	60,468	91,250	91,250	30,000	(61,250)
45910 - SOUTH SLOPE ADMISSION	12,300	11,500	14,080	14,080	14,080	0
45915 - GOG ACDMY RIDING STABLE FEES	10,000	18,000	9,000	9,000	9,000	0
46170 - REIMBURSEMENT FR OTHER FUNDS	0	0	0	0	40,000	40,000
46172 - REIMBURSEMENT FROM GIFT TRUSTS	0	0	15,000	15,000	15,000	0
Revenue Total	84,580	89,968	129,330	129,330	108,080	(21,250)

* 2023 Amended Budget as of 8/31/2023

City of Colorado Springs Budget Detail Report

118 - TRAILS/OPEN SPACE/PARKS FUND Parks - Park Maintenance and Operations

Acct # - Description	2021 Actual	2022 Actual	2023 Original Budget	* 2023 Amended Budget	2024 Budget	2024 Budget - * 2023 Amended Budget
Salaries/Benefits/Pensions						
51205 - CIVILIAN SALARIES	852,802	1,060,828	1,231,710	1,231,710	1,180,302	(51,408)
51210 - OVERTIME	11,793	9,840	0	0	0	0
51220 - SEASONAL TEMPORARY	175,107	93,850	338,926	338,926	338,926	0
51230 - SHIFT DIFFERENTIAL	2,452	3,671	0	0	0	0
51235 - STANDBY	0	119	0	0	0	0
51245 - RETIREMENT TERM VACATION	6,459	1,839	0	0	0	0
51250 - SPECIAL ASSIGNMENT PAY	0	9,981	0	0	0	0
51260 - VACATION BUY PAY OUT	4,944	4,547	0	0	0	0
51299 - SALARIES REIMBURSEMENTS	(8,982)	(11,528)	0	0	0	0
51410 - UNIFORM OVERTIME	20,761	13,081	0	0	0	0
51425 - UNIFORM SHIFT DIFFERENTIAL	2	0	0	0	0	0
51610 - PERA	145,372	167,047	231,823	231,823	224,475	(7,348)
51615 - WORKERS COMPENSATION	45,059	48,194	37,504	37,504	25,159	(12,345)
51620 - EQUITABLE LIFE INSURANCE	2,030	2,478	3,751	3,751	3,149	(602)
51640 - DENTAL INSURANCE	7,492	7,751	8,655	8,655	8,625	(30)
51690 - MEDICARE	14,870	16,748	22,774	22,774	22,028	(746)
51695 - CITY EPO MEDICAL PLAN	12,204	16,111	13,915	13,915	25,149	11,234
51696 - ADVANTAGE HD MED PLAN	162,926	167,880	203,777	203,777	199,318	(4,459)
51697 - HRA BENEFIT TO ADV MED PLAN	9,701	9,635	10,625	10,625	10,000	(625)
51699 - BENEFITS REIMBURSEMENT	0	0	156,271	156,271	156,271	0
Salaries/Benefits/Pensions Total	1,464,992	1,622,072	2,259,731	2,259,731	2,193,402	(66,329)
Operating						
52110 - OFFICE SUPPLIES	1,662	1,707	1,200	1,200	1,200	0
52120 - SOFTWARE SUBSCRIPTION/LICENSE	1,759	198	2,750	2,750	2,750	0
52122 - CELL PHONES EQUIP AND SUPPLIES	272	539	500	500	500	0
52125 - GENERAL SUPPLIES	284,024	136,144	273,500	273,500	273,500	0
52131 - CONCRETE SUPPLIES	1,744	0	1,000	1,000	1,000	0
52136 - FABRICATION CONSUMABLES	7,265	0	8,000	8,000	8,000	0
52137 - DOOR AND LOCK MATERIALS	7,123	1,905	8,000	8,000	8,000	0
52138 - PLAYGROUND REPLACEMENT PARTS	10,790	163,732	11,000	11,000	11,000	0
52140 - WEARING APPAREL	4,057	4,316	4,000	4,000	4,000	0
52145 - PAINT AND CHEMICAL	10,821	1,066	11,000	11,000	11,000	0
52150 - SEED AND FERTILIZER	107,328	75,544	124,450	124,450	124,450	0
52160 - FUEL	7,197	7,025	7,000	7,000	7,000	0
52165 - LICENSES AND TAGS	0	14,216	0	0	0	0
52175 - SIGNS	5,789	(498)	6,100	6,100	6,100	0
52185 - AGGREGATE MATERIAL	32,516	28,775	42,000	42,000	42,000	0
52190 - JANITORIAL SUPPLIES	6,752	0	7,000	7,000	7,000	0
52210 - MAINT TREES	20,167	0	0	0	0	0
52215 - MAINT GROUNDS	5,112	0	0	0	0	0
52240 - MAINT NONFLEET VEHICLES EQP	0	0	10,000	10,000	10,000	0
52265 - MAINT BUILDINGS AND STRUCTURE	117,960	58,984	200,000	200,000	200,000	0
52270 - MAINT WELLS AND RESERVOIRS	106,539	113,551	154,503	154,503	154,503	0
52275 - MAINT RUNWAYS	3,120	0	0	0	0	0
52410 - BUILDING SECURITY SERVICES	1,007	429	0	0	0	0

City of Colorado Springs Budget Detail Report

118 - TRAILS/OPEN SPACE/PARKS FUND Parks - Park Maintenance and Operations

Acct # - Description	2021 Actual	2022 Actual	2023 Original Budget	* 2023 Amended Budget	2024 Budget	2024 Budget - * 2023 Amended Budget
52415 - CONTRACTS AND SPEC PROJECTS	140,343	196,325	100,000	100,000	100,000	0
52435 - GARBAGE REMOVAL SERVICES	0	258	98,700	98,700	98,700	0
52445 - JANITORIAL SERVICES	0	0	49,000	49,000	49,000	0
52455 - LAWN MAINTENANCE SERVICE	199,961	421,038	200,000	200,000	200,000	0
52565 - PEST CONTROL	0	540	0	0	0	0
52568 - BANK AND INVESTMENT FEES	204	108	108	108	108	0
52575 - SERVICES	313,797	273,152	305,875	305,875	305,875	0
52579 - INSPECTIONS	950	0	0	0	0	0
52605 - CAR MILEAGE	1,067	0	0	0	0	0
52607 - CELL PHONE ALLOWANCE	535	540	3,000	3,000	3,000	0
52615 - DUES AND MEMBERSHIP	1,029	1,850	2,000	2,000	2,000	0
52625 - MEETING EXPENSES IN TOWN	47	283	300	300	300	0
52630 - TRAINING	4,037	5,802	14,300	14,300	14,300	0
52645 - SUBSCRIPTIONS	0	0	50,000	50,000	50,000	0
52655 - TRAVEL OUT OF TOWN	4,087	4,835	5,000	5,000	5,000	0
52716 - RENTAL EXPENSE	0	4,245	0	0	0	0
52738 - CELL PHONE BASE CHARGES	7,223	6,809	10,200	10,200	10,200	0
52770 - SAFETY EQUIPMENT	33,637	3,527	40,000	40,000	40,000	0
52775 - MINOR EQUIPMENT	192,059	17,047	157,000	157,000	157,000	0
52795 - RENTAL OF EQUIPMENT	165	1,253	5,000	5,000	5,000	0
52872 - MAINT FLEET VEHICLES EQP	22,380	26,507	0	0	0	0
52874 - OFFICE SERVICES PRINTING	3,233	1,206	3,000	3,000	3,000	0
65391 - YOUTH SERVICES PROGRAMS	6,579	4,163	9,000	9,000	9,000	0
Operating Total	1,674,337	1,577,121	1,924,486	1,924,486	1,924,486	0
Capital Outlay						
53030 - FURNITURE AND FIXTURES	287	0	0	0	0	0
53050 - MACHINERY AND APPARATUS	43,490	0	0	0	0	0
53080 - VEHICLES ADDITIONS	31,792	10,000	0	0	0	0
Capital Outlay Total	75,569	10,000	0	0	0	0
Expense Total	3,214,898	3,209,193	4,184,217	4,184,217	4,117,888	(66,329)
CIP Total	244,527	1,568,223	400,000	400,000	776,000	376,000
Grand Total	3,459,425	4,777,416	4,584,217	4,584,217	4,893,888	309,671

* 2023 Amended Budget as of 8/31/2023

City of Colorado Springs Budget Detail Report

119 - CONSERVATION TRUST Parks - Park Maintenance and Operations

Acct # - Description	2021 Actual	2022 Actual	2023 Original Budget	* 2023 Amended Budget	2024 Budget	2024 Budget - * 2023 Amended Budget
Salaries/Benefits/Pensions						
51205 - CIVILIAN SALARIES	2,372,773	2,735,205	2,940,496	2,940,496	2,967,483	26,987
51210 - OVERTIME	113,735	111,284	38,000	38,000	70,000	32,000
51220 - SEASONAL TEMPORARY	382,272	379,346	524,648	524,648	492,648	(32,000)
51230 - SHIFT DIFFERENTIAL	3,071	3,891	0	0	0	0
51235 - STANDBY	0	1,002	0	0	0	0
51245 - RETIREMENT TERM VACATION	2,011	536	0	0	0	0
51260 - VACATION BUY PAY OUT	14,023	16,054	0	0	0	0
51299 - SALARIES REIMBURSEMENTS	(15,501)	(21,197)	0	0	0	0
51610 - PERA	394,901	460,271	511,455	511,455	511,309	(146)
51615 - WORKERS COMPENSATION	136,707	152,336	107,183	107,183	76,257	(30,926)
51620 - EQUITABLE LIFE INSURANCE	5,647	6,386	10,095	10,095	8,572	(1,523)
51640 - DENTAL INSURANCE	19,290	19,559	20,895	20,895	20,385	(510)
51690 - MEDICARE	39,143	44,716	50,243	50,243	50,168	(75)
51695 - CITY EPO MEDICAL PLAN	86,764	93,789	98,893	98,893	112,468	13,575
51696 - ADVANTAGE HD MED PLAN	432,482	471,847	530,187	530,187	507,771	(22,416)
51697 - HRA BENEFIT TO ADV MED PLAN	22,052	22,061	23,875	23,875	22,187	(1,688)
Salaries/Benefits/Pensions Total	4,009,370	4,497,086	4,855,970	4,855,970	4,839,248	(16,722)
Operating						
52110 - OFFICE SUPPLIES	31	0	0	0	0	0
52125 - GENERAL SUPPLIES	84,094	146,422	157,530	157,530	148,650	(8,880)
52128 - PLUMBING SUPPLIES	0	(1,884)	0	0	0	0
52136 - FABRICATION CONSUMABLES	14,880	1,896	15,300	15,300	1,500	(13,800)
52137 - DOOR AND LOCK MATERIALS	230	33,038	0	0	4,000	4,000
52138 - PLAYGROUND REPLACEMENT PARTS	0	10,001	0	0	0	0
52145 - PAINT AND CHEMICAL	18,073	36,070	36,650	36,650	42,900	6,250
52150 - SEED AND FERTILIZER	23,027	49,685	123,817	123,817	83,787	(40,030)
52185 - AGGREGATE MATERIAL	16,732	30,170	54,500	54,500	54,577	77
52210 - MAINT TREES	9,000	2,354	0	0	0	0
52215 - MAINT GROUNDS	20,358	12,827	47,400	47,400	52,600	5,200
52265 - MAINT BUILDINGS AND STRUCTURE	241	1,990	0	0	0	0
52270 - MAINT WELLS AND RESERVOIRS	24,283	55,594	49,300	49,300	54,086	4,786
52275 - MAINT RUNWAYS	547	585	0	0	0	0
52291 - MAINT VANDALISM RELATED	73	189	1,000	1,000	1,000	0
52414 - URBAN RENEW PROJ MGMT	0	1,637	0	0	0	0
52415 - CONTRACTS AND SPEC PROJECTS	70,743	252,833	140,212	140,212	186,866	46,654
52435 - GARBAGE REMOVAL SERVICES	0	61	0	0	0	0
52445 - JANITORIAL SERVICES	0	3,400	0	0	6,000	6,000
52455 - LAWN MAINTENANCE SERVICE	15,073	0	0	0	399,997	399,997
52568 - BANK AND INVESTMENT FEES	1,141	985	3,828	3,828	7,040	3,212
52575 - SERVICES	7,181	57,841	79,800	79,800	109,200	29,400
52607 - CELL PHONE ALLOWANCE	158	90	300	300	0	(300)
52630 - TRAINING	0	138	0	0	0	0
52757 - SECURITY SURVEILLANCE EQUIP	0	301	0	0	0	0
52770 - SAFETY EQUIPMENT	5,224	2,390	11,100	11,100	16,600	5,500
52775 - MINOR EQUIPMENT	66,314	36,259	82,675	82,675	69,675	(13,000)
52795 - RENTAL OF EQUIPMENT	1,228	10,535	18,200	18,200	7,349	(10,851)

City of Colorado Springs Budget Detail Report

119 - CONSERVATION TRUST Parks - Park Maintenance and Operations

Acct # - Description	2021 Actual	2022 Actual	2023 Original Budget	* 2023 Amended Budget	2024 Budget	2024 Budget - * 2023 Amended Budget
65075 - INTEREST	80,409	77,312	74,057	74,057	70,644	(3,413)
65185 - PRINCIPAL	61,950	65,100	68,250	68,250	71,400	3,150
Operating Total	520,990	887,819	963,919	963,919	1,387,871	423,952
Capital Outlay						
53050 - MACHINERY AND APPARATUS	92,435	25,863	0	0	0	0
Capital Outlay Total	92,435	25,863	0	0	0	0
Expense Total	4,622,795	5,410,768	5,819,889	5,819,889	6,227,119	407,230
CIP Total	0	0	75,000	75,000	105,000	30,000
Grand Total	4,622,795	5,410,768	5,894,889	5,894,889	6,332,119	437,230

* 2023 Amended Budget as of 8/31/2023

City of Colorado Springs Budget Detail Report

131- OLD COLORADO CITY SIMD Parks - Park Maintenance and Operations

Acct # - Description	2021 Actual	2022 Actual	2023 Original Budget	* 2023 Amended Budget	2024 Budget	2024 Budget - * 2023 Amended Budget
Salaries/Benefits/Pensions						
51205 - CIVILIAN SALARIES	58,171	64,988	67,993	67,993	69,693	1,700
51210 - OVERTIME	0	0	500	500	500	0
51220 - SEASONAL TEMPORARY	6,190	9,952	10,240	10,240	10,240	0
51260 - VACATION BUY PAY OUT	1,173	956	0	0	0	0
51299 - SALARIES REIMBURSEMENTS	(1,093)	(1,245)	0	0	0	0
51610 - PERA	8,995	10,736	11,405	11,405	12,000	595
51615 - WORKERS COMPENSATION	3,430	3,936	2,673	2,673	1,942	(731)
51620 - EQUITABLE LIFE INSURANCE	139	151	242	242	203	(39)
51640 - DENTAL INSURANCE	422	420	420	420	420	0
51690 - MEDICARE	927	1,084	1,120	1,120	1,178	58
51696 - ADVANTAGE HD MED PLAN	6,977	7,510	7,943	7,943	8,406	463
51697 - HRA BENEFIT TO ADV MED PLAN	502	500	500	500	500	0
Salaries/Benefits/Pensions Total	85,833	98,988	103,036	103,036	105,082	2,046
Operating						
52122 - CELL PHONES EQUIP AND SUPPLIES	0	50	0	0	0	0
52125 - GENERAL SUPPLIES	471	415	750	750	750	0
52126 - ELECTRICAL SUPPLIES	7	76	500	500	500	0
52140 - WEARING APPAREL	124	0	450	450	450	0
52145 - PAINT AND CHEMICAL	531	539	800	800	800	0
52150 - SEED AND FERTILIZER	439	513	600	600	600	0
52205 - MAINT LANDSCAPING	1,664	2,021	4,000	4,000	4,800	800
52210 - MAINT TREES	0	843	2,000	2,000	2,000	0
52215 - MAINT GROUNDS	1,310	1,800	2,000	2,000	2,000	0
52240 - MAINT NONFLEET VEHICLES EQP	37	183	300	300	300	0
52265 - MAINT BUILDINGS AND STRUCTURE	1,000	123	400	400	400	0
52270 - MAINT WELLS AND RESERVOIRS	884	1,282	2,500	2,500	2,500	0
52410 - BUILDING SECURITY SERVICES	0	0	500	500	500	0
52435 - GARBAGE REMOVAL SERVICES	1,136	1,332	1,300	1,300	5,140	3,840
52465 - MISCELLANEOUS SERVICES	36	30	0	0	0	0
52568 - BANK AND INVESTMENT FEES	40	14	77	77	88	11
52571 - SNOW REMOVAL	990	1,090	0	0	0	0
52575 - SERVICES	465	8,850	1,000	1,000	1,000	0
52630 - TRAINING	414	230	250	250	250	0
52738 - CELL PHONE BASE CHARGES	1,047	949	800	800	800	0
52746 - UTILITIES ELECTRIC	4,320	5,360	4,884	4,884	5,224	340
52747 - UTILITIES GAS	1,078	1,466	1,100	1,100	1,100	0
52748 - UTILITIES SEWER	417	420	450	450	450	0
52749 - UTILITIES WATER	6,948	7,120	8,500	8,500	8,500	0
52770 - SAFETY EQUIPMENT	0	128	250	250	250	0
52775 - MINOR EQUIPMENT	763	716	800	800	800	0
52777 - TOOL ALLOWANCE	0	304	300	300	300	0
52795 - RENTAL OF EQUIPMENT	0	0	200	200	200	0
52872 - MAINT FLEET VEHICLES EQP	1,110	1,500	2,200	2,200	2,200	0

City of Colorado Springs Budget Detail Report

131- OLD COLORADO CITY SIMD Parks - Park Maintenance and Operations

Acct # - Description	2021 Actual	2022 Actual	2023 Original Budget	* 2023 Amended Budget	2024 Budget	2024 Budget - * 2023 Amended Budget
65365 - HEALTH PROGRAMS	0	0	75	75	75	0
71185 - SIDEWALK REPLACEMENT	14,701	0	0	0	1,200	1,200
Operating Total	39,932	37,354	36,986	36,986	43,177	6,191
Capital Outlay						
53095 - IMPROVEMENT TO CAP ASSETS	983	6,705	5,000	5,000	6,500	1,500
Capital Outlay Total	983	6,705	5,000	5,000	6,500	1,500
Grand Total	126,748	143,047	145,022	145,022	154,759	9,737
Revenue						
45025 - PROP TAXES CURRENT YEAR	108,102	128,664	128,154	128,154	150,940	22,786
45050 - PROP TAXES DELINQUENT	0	2	0	0	0	0
45055 - PROP TAXES PENALTY	397	786	0	0	0	0
45125 - SPECIFIC OWNERSHIP TAX	12,889	13,556	15,289	15,289	16,000	711
46025 - INTEREST	484	254	700	700	800	100
Revenue Total	121,872	143,262	144,143	144,143	167,740	23,597

* 2023 Amended Budget as of 8/31/2023

City of Colorado Springs Budget Detail Report

132 - NORWOOD SIMD Parks - Park Maintenance and Operations

Acct # - Description	2021 Actual	2022 Actual	2023 Original Budget	* 2023 Amended Budget	2024 Budget	2024 Budget - * 2023 Amended Budget
Salaries/Benefits/Pensions						
51205 - CIVILIAN SALARIES	162,380	189,102	283,796	283,796	281,590	(2,206)
51210 - OVERTIME	26	0	1,000	1,000	1,000	0
51220 - SEASONAL TEMPORARY	47,444	22,535	32,000	32,000	32,000	0
51235 - STANDBY	241	0	0	0	0	0
51260 - VACATION BUY PAY OUT	1,410	2,638	0	0	0	0
51299 - SALARIES REIMBURSEMENTS	(2,387)	(2,456)	(22,547)	(22,547)	(22,547)	0
51610 - PERA	27,648	28,688	46,612	46,612	46,342	(270)
51615 - WORKERS COMPENSATION	10,082	9,959	11,130	11,130	7,398	(3,732)
51620 - EQUITABLE LIFE INSURANCE	392	440	1,021	1,021	805	(216)
51640 - DENTAL INSURANCE	1,395	1,388	2,160	2,160	2,040	(120)
51690 - MEDICARE	2,838	2,889	4,579	4,579	4,547	(32)
51696 - ADVANTAGE HD MED PLAN	28,671	30,845	57,389	57,389	54,159	(3,230)
51697 - HRA BENEFIT TO ADV MED PLAN	1,686	1,677	2,750	2,750	2,500	(250)
Salaries/Benefits/Pensions Total	281,826	287,705	419,890	419,890	409,834	(10,056)
Operating						
52005 - LEASE RENT EXP RECLASS	0	(21,192)	0	0	0	0
52122 - CELL PHONES EQUIP AND SUPPLIES	0	151	0	0	0	0
52125 - GENERAL SUPPLIES	3,179	6,144	4,800	4,800	4,800	0
52140 - WEARING APPAREL	1,214	1,146	1,500	1,500	1,500	0
52145 - PAINT AND CHEMICAL	2,870	3,833	6,000	6,000	6,000	0
52150 - SEED AND FERTILIZER	4,834	6,429	7,200	7,200	10,000	2,800
52205 - MAINT LANDSCAPING	4,513	39,183	20,000	20,000	10,000	(10,000)
52210 - MAINT TREES	35,328	25,831	28,000	28,000	46,000	18,000
52240 - MAINT NONFLEET VEHICLES EQP	3,570	5,325	5,000	5,000	5,000	0
52270 - MAINT WELLS AND RESERVOIRS	12,124	21,427	15,000	15,000	15,000	0
52435 - GARBAGE REMOVAL SERVICES	747	750	1,200	1,200	1,200	0
52455 - LAWN MAINTENANCE SERVICE	18,214	158,434	185,000	185,000	185,000	0
52465 - MISCELLANEOUS SERVICES	30	320	500	500	500	0
52565 - PEST CONTROL	390	1,155	2,000	2,000	2,000	0
52568 - BANK AND INVESTMENT FEES	316	257	1,012	1,012	1,771	759
52575 - SERVICES	3,386	1,064	5,000	5,000	5,000	0
52607 - CELL PHONE ALLOWANCE	0	0	200	200	200	0
52630 - TRAINING	707	1,120	900	900	1,500	600
52720 - BUILDING RIGHT OF USE EXPEND	0	60,727	0	0	0	0
52725 - RENTAL OF PROPERTY	20,327	21,192	22,145	22,145	19,141	(3,004)
52738 - CELL PHONE BASE CHARGES	2,278	1,742	1,500	1,500	1,500	0
52742 - STORMWATER FEE	85	100	0	0	0	0
52746 - UTILITIES ELECTRIC	3,233	3,225	4,884	4,884	4,884	0
52749 - UTILITIES WATER	201,752	222,404	232,000	232,000	232,000	0
52770 - SAFETY EQUIPMENT	1,010	457	1,000	1,000	1,000	0
52775 - MINOR EQUIPMENT	1,013	1,101	1,250	1,250	18,000	16,750
52777 - TOOL ALLOWANCE	506	762	1,500	1,500	1,500	0
52795 - RENTAL OF EQUIPMENT	1,684	1,762	1,800	1,800	1,800	0
52872 - MAINT FLEET VEHICLES EQP	20,009	36,412	15,000	15,000	25,000	10,000
65077 - INTEREST EXPENDITURE-LEASES	0	1,016	0	0	0	0
65186 - PRINCIPAL EXPENDITURE-LEASES	0	20,176	0	0	0	0

City of Colorado Springs Budget Detail Report

132 - NORWOOD SIMD Parks - Park Maintenance and Operations

Acct # - Description	2021 Actual	2022 Actual	2023 Original Budget	* 2023 Amended Budget	2024 Budget	2024 Budget - * 2023 Amended Budget
71185 - SIDEWALK REPLACEMENT	0	0	2,000	2,000	2,000	0
71385 - FENCING	97,186	63,156	40,000	40,000	40,000	0
Operating Total	440,505	685,609	606,391	606,391	642,296	35,905
Capital Outlay						
53050 - MACHINERY AND APPARATUS	0	8,930	14,000	14,000	14,000	0
53070 - VEHICLES REPLACEMENT	49,641	0	0	0	0	0
53095 - IMPROVEMENT TO CAP ASSETS	99,619	16,140	100,000	100,000	100,000	0
Capital Outlay Total	149,260	25,070	114,000	114,000	114,000	0
Grand Total	871,591	998,384	1,140,281	1,140,281	1,166,130	25,849
Revenue						
43180 - GAIN LOSS INV MKT VALUE	(7,151)	1,385	0	0	0	0
43322 - OTHER FINANCING SOURCES-LEASE	0	60,727	0	0	0	0
44040 - SALE OF PROPERTY	0	2,840	0	0	0	0
45025 - PROP TAXES CURRENT YEAR	789,108	942,447	929,133	929,133	1,208,783	279,650
45050 - PROP TAXES DELINQUENT	0	1,233	0	0	0	0
45055 - PROP TAXES PENALTY	1,100	681	0	0	0	0
45125 - SPECIFIC OWNERSHIP TAX	94,310	99,797	110,846	110,846	128,131	17,285
46025 - INTEREST	5,663	4,640	9,200	9,200	16,100	6,900
Revenue Total	883,030	1,113,750	1,049,179	1,049,179	1,353,014	303,835

* 2023 Amended Budget as of 8/31/2023

City of Colorado Springs Budget Detail Report

133 - BRIARGATE SIMD
Parks - Park Maintenance and Operations

Acct # - Description	2021 Actual	2022 Actual	2023 Original Budget	* 2023 Amended Budget	2024 Budget	2024 Budget - * 2023 Amended Budget
Salaries/Benefits/Pensions						
51205 - CIVILIAN SALARIES	262,542	312,350	0	0	0	0
51210 - OVERTIME	1,386	1,950	0	0	0	0
51220 - SEASONAL TEMPORARY	63,224	84,865	0	0	0	0
51235 - STANDBY	192	191	0	0	0	0
51245 - RETIREMENT TERM VACATION	53	0	0	0	0	0
51260 - VACATION BUY PAY OUT	1,416	29	0	0	0	0
51299 - SALARIES REIMBURSEMENTS	(2,051)	(1,245)	0	0	0	0
51610 - PERA	44,468	56,892	0	0	0	0
51615 - WORKERS COMPENSATION	15,878	18,817	0	0	0	0
51620 - EQUITABLE LIFE INSURANCE	628	729	0	0	0	0
51640 - DENTAL INSURANCE	2,200	2,293	0	0	0	0
51655 - RETIRED EMP MEDICAL INS	1,097	1,097	0	0	0	0
51690 - MEDICARE	4,559	5,714	0	0	0	0
51695 - CITY EPO MEDICAL PLAN	12,204	13,156	0	0	0	0
51696 - ADVANTAGE HD MED PLAN	43,173	47,241	0	0	0	0
51697 - HRA BENEFIT TO ADV MED PLAN	2,689	2,267	0	0	0	0
Salaries/Benefits/Pensions Total	453,658	546,346	0	0	0	0
Operating						
52005 - LEASE RENT EXP RECLASS	0	(25,653)	0	0	0	0
52105 - MISCELLANEOUS OPERATING	12	0	0	0	0	0
52122 - CELL PHONES EQUIP AND SUPPLIES	43	111	0	0	0	0
52125 - GENERAL SUPPLIES	3,872	5,057	0	0	0	0
52140 - WEARING APPAREL	1,433	1,248	0	0	0	0
52145 - PAINT AND CHEMICAL	3,475	4,415	0	0	0	0
52150 - SEED AND FERTILIZER	7,344	11,110	0	0	0	0
52205 - MAINT LANDSCAPING	9,364	3,932	0	0	0	0
52210 - MAINT TREES	32,669	41,364	0	0	0	0
52240 - MAINT NONFLEET VEHICLES EQP	5,566	8,637	0	0	0	0
52270 - MAINT WELLS AND RESERVOIRS	14,272	24,372	0	0	0	0
52275 - MAINT RUNWAYS	0	67	0	0	0	0
52435 - GARBAGE REMOVAL SERVICES	904	907	0	0	0	0
52455 - LAWN MAINTENANCE SERVICE	39,482	45,876	0	0	0	0
52465 - MISCELLANEOUS SERVICES	490	560	0	0	0	0
52565 - PEST CONTROL	5,245	9,264	0	0	0	0
52568 - BANK AND INVESTMENT FEES	435	258	500	500	0	(500)
52574 - LEGAL SERVICES	9,660	0	0	0	0	0
52575 - SERVICES	1,773	2,594	0	0	0	0
52576 - AUDIT SERVICES	0	0	4,000	4,000	0	(4,000)
52630 - TRAINING	1,760	2,321	0	0	0	0
52720 - BUILDING RIGHT OF USE EXPEND	0	73,511	0	0	0	0
52725 - RENTAL OF PROPERTY	24,606	25,653	0	0	0	0
52738 - CELL PHONE BASE CHARGES	1,872	2,033	0	0	0	0
52746 - UTILITIES ELECTRIC	10,768	10,690	0	0	0	0
52747 - UTILITIES GAS	3,039	4,780	0	0	0	0
52749 - UTILITIES WATER	329,275	334,001	0	0	0	0

City of Colorado Springs Budget Detail Report

133 - BRIARGATE SIMD
Parks - Park Maintenance and Operations

Acct # - Description	2021 Actual	2022 Actual	2023 Original Budget	* 2023 Amended Budget	2024 Budget	2024 Budget - * 2023 Amended Budget
52770 - SAFETY EQUIPMENT	1,643	563	0	0	0	0
52775 - MINOR EQUIPMENT	3,238	3,461	0	0	0	0
52777 - TOOL ALLOWANCE	1,833	776	0	0	0	0
52795 - RENTAL OF EQUIPMENT	3,561	3,544	0	0	0	0
52872 - MAINT FLEET VEHICLES EQP	37,852	74,690	0	0	0	0
65077 - INTEREST EXPENDITURE-LEASES	0	1,230	0	0	0	0
65105 - ELECTION EXPENSES	21,125	0	0	0	0	0
65170 - TRANSFER TO OTHER FUNDS	0	0	375,000	375,000	0	(375,000)
65186 - PRINCIPAL EXPENDITURE-LEASES	0	24,423	0	0	0	0
71185 - SIDEWALK REPLACEMENT	571	2,000	0	0	0	0
71385 - FENCING	473	0	0	0	0	0
Operating Total	577,655	697,795	379,500	379,500	0	(379,500)
Capital Outlay						
53050 - MACHINERY AND APPARATUS	13,013	0	0	0	0	0
53070 - VEHICLES REPLACEMENT	45,666	112,421	0	0	0	0
53095 - IMPROVEMENT TO CAP ASSETS	12,297	139,745	0	0	0	0
Capital Outlay Total	70,976	252,166	0	0	0	0
Grand Total	1,102,289	1,496,307	379,500	379,500	0	(379,500)
Revenue						
43180 - GAIN LOSS INV MKT VALUE	(9,401)	1,617	0	0	0	0
43322 - OTHER FINANCING SOURCES-LEASE	0	73,511	0	0	0	0
44040 - SALE OF PROPERTY	0	20,176	0	0	0	0
45025 - PROP TAXES CURRENT YEAR	960,720	1,071,712	0	0	0	0
45050 - PROP TAXES DELINQUENT	48	79	0	0	0	0
45055 - PROP TAXES PENALTY	779	778	0	0	0	0
45125 - SPECIFIC OWNERSHIP TAX	114,651	113,590	0	0	0	0
46025 - INTEREST	7,626	4,632	0	0	0	0
Revenue Total	1,074,423	1,286,095	0	0	0	0

* 2023 Amended Budget as of 8/31/2023

City of Colorado Springs Budget Detail Report

134 - STETSON HILLS SIMD Parks - Park Maintenance and Operations

Acct # - Description	2021 Actual	2022 Actual	2023 Original Budget	* 2023 Amended Budget	2024 Budget	2024 Budget - * 2023 Amended Budget
Salaries/Benefits/Pensions						
51205 - CIVILIAN SALARIES	77,951	89,170	69,901	69,901	88,954	19,053
51210 - OVERTIME	118	903	750	750	750	0
51220 - SEASONAL TEMPORARY	9,718	5,790	8,000	8,000	12,000	4,000
51235 - STANDBY	71	0	0	0	0	0
51260 - VACATION BUY PAY OUT	100	0	0	0	0	0
51299 - SALARIES REIMBURSEMENTS	0	0	41,651	41,651	41,651	0
51610 - PERA	12,987	12,965	12,679	12,679	11,770	(909)
51615 - WORKERS COMPENSATION	4,182	4,446	2,774	2,774	1,979	(795)
51620 - EQUITABLE LIFE INSURANCE	186	210	245	245	212	(33)
51640 - DENTAL INSURANCE	672	670	540	540	540	0
51690 - MEDICARE	1,333	1,311	1,245	1,245	1,155	(90)
51696 - ADVANTAGE HD MED PLAN	22,443	24,196	21,070	21,070	22,267	1,197
51697 - HRA BENEFIT TO ADV MED PLAN	933	930	750	750	750	0
Salaries/Benefits/Pensions Total	130,694	140,591	159,605	159,605	182,028	22,423
Operating						
52005 - LEASE RENT EXP RECLASS	0	(8,923)	0	0	0	0
52122 - CELL PHONES EQUIP AND SUPPLIES	0	50	0	0	0	0
52125 - GENERAL SUPPLIES	870	2,282	2,500	2,500	2,500	0
52140 - WEARING APPAREL	469	658	500	500	1,200	700
52145 - PAINT AND CHEMICAL	1,211	1,517	2,000	2,000	2,000	0
52150 - SEED AND FERTILIZER	2,160	3,569	5,000	5,000	5,000	0
52205 - MAINT LANDSCAPING	2,126	1,662	4,000	4,000	8,000	4,000
52210 - MAINT TREES	7,026	12,324	10,000	10,000	16,000	6,000
52240 - MAINT NONFLEET VEHICLES EQP	1,783	1,641	2,250	2,250	2,250	0
52270 - MAINT WELLS AND RESERVOIRS	7,907	10,208	7,000	7,000	7,000	0
52435 - GARBAGE REMOVAL SERVICES	314	316	480	480	480	0
52455 - LAWN MAINTENANCE SERVICE	3,956	71,730	83,000	83,000	83,000	0
52465 - MISCELLANEOUS SERVICES	30	200	150	150	150	0
52565 - PEST CONTROL	660	905	1,500	1,500	1,500	0
52568 - BANK AND INVESTMENT FEES	183	93	495	495	627	132
52575 - SERVICES	730	448	2,000	2,000	2,000	0
52630 - TRAINING	210	0	600	600	600	0
52720 - BUILDING RIGHT OF USE EXPEND	0	25,569	0	0	0	0
52725 - RENTAL OF PROPERTY	8,559	8,923	9,324	9,324	8,059	(1,265)
52738 - CELL PHONE BASE CHARGES	554	507	0	0	0	0
52746 - UTILITIES ELECTRIC	1,732	1,762	3,908	3,908	3,908	0
52749 - UTILITIES WATER	100,240	103,729	115,000	115,000	115,000	0
52770 - SAFETY EQUIPMENT	310	(176)	200	200	200	0
52775 - MINOR EQUIPMENT	490	967	1,000	1,000	1,000	0
52777 - TOOL ALLOWANCE	236	530	400	400	400	0
52795 - RENTAL OF EQUIPMENT	863	0	800	800	800	0
52872 - MAINT FLEET VEHICLES EQP	12,529	11,979	2,000	2,000	5,000	3,000
65077 - INTEREST EXPENDITURE-LEASES	0	428	0	0	0	0
65186 - PRINCIPAL EXPENDITURE-LEASES	0	8,495	0	0	0	0
71185 - SIDEWALK REPLACEMENT	0	0	750	750	750	0

City of Colorado Springs Budget Detail Report

134 - STETSON HILLS SIMD Parks - Park Maintenance and Operations

Acct # - Description	2021 Actual	2022 Actual	2023 Original Budget	* 2023 Amended Budget	2024 Budget	2024 Budget - * 2023 Amended Budget
71385 - FENCING	124,687	65,370	50,000	50,000	50,000	0
Operating Total	279,835	326,763	304,857	304,857	317,424	12,567
Grand Total	410,529	467,354	464,462	464,462	499,452	34,990
Revenue						
43322 - OTHER FINANCING SOURCES-LEASE	0	25,569	0	0	0	0
44040 - SALE OF PROPERTY	0	960	0	0	0	0
45025 - PROP TAXES CURRENT YEAR	328,985	381,834	374,673	374,673	503,049	128,376
45050 - PROP TAXES DELINQUENT	78	13	0	0	0	0
45055 - PROP TAXES PENALTY	372	402	0	0	0	0
45125 - SPECIFIC OWNERSHIP TAX	39,245	40,335	44,698	44,698	53,323	8,625
46025 - INTEREST	2,871	1,684	4,500	4,500	5,700	1,200
Revenue Total	371,551	450,797	423,871	423,871	562,072	138,201

* 2023 Amended Budget as of 8/31/2023

City of Colorado Springs Budget Detail Report

135 - WOODSTONE SIMD
Parks - Park Maintenance and Operations

Acct # - Description	2021 Actual	2022 Actual	2023 Original Budget	* 2023 Amended Budget	2024 Budget	2024 Budget - * 2023 Amended Budget
Salaries/Benefits/Pensions						
51220 - SEASONAL TEMPORARY	0	0	200	200	200	0
51610 - PERA	0	0	30	30	30	0
51615 - WORKERS COMPENSATION	0	0	1	1	1	0
51690 - MEDICARE	0	0	3	3	3	0
Salaries/Benefits/Pensions Total	0	0	234	234	234	0
Operating						
52125 - GENERAL SUPPLIES	0	0	100	100	100	0
52126 - ELECTRICAL SUPPLIES	0	0	100	100	100	0
52215 - MAINT GROUNDS	778	0	2,000	2,000	4,000	2,000
52270 - MAINT WELLS AND RESERVOIRS	33,037	719	1,000	1,000	1,000	0
52455 - LAWN MAINTENANCE SERVICE	4,564	5,649	5,000	5,000	5,000	0
52465 - MISCELLANEOUS SERVICES	30	30	0	0	0	0
52568 - BANK AND INVESTMENT FEES	31	16	88	88	99	11
52571 - SNOW REMOVAL	270	0	700	700	700	0
52575 - SERVICES	60	1,062	12,000	12,000	12,000	0
52746 - UTILITIES ELECTRIC	215	217	350	350	350	0
52749 - UTILITIES WATER	1,545	1,921	2,000	2,000	2,000	0
71385 - FENCING	1,725	16,142	15,000	15,000	15,000	0
Operating Total	42,255	25,756	38,338	38,338	40,349	2,011
Grand Total	42,255	25,756	38,572	38,572	40,583	2,011
Revenue						
45025 - PROP TAXES CURRENT YEAR	19,586	21,983	21,367	21,367	27,871	6,504
45055 - PROP TAXES PENALTY	9	6	0	0	0	0
45125 - SPECIFIC OWNERSHIP TAX	2,335	2,321	2,549	2,549	2,954	405
46025 - INTEREST	570	284	800	800	900	100
Revenue Total	22,500	24,594	24,716	24,716	31,725	7,009

* 2023 Amended Budget as of 8/31/2023

City of Colorado Springs Budget Detail Report

136 - COLORADO GATEWAY SIMD Parks - Park Maintenance and Operations

Acct # - Description	2021 Actual	2022 Actual	2023 Original Budget	* 2023 Amended Budget	2024 Budget	2024 Budget - * 2023 Amended Budget
Salaries/Benefits/Pensions						
51220 - SEASONAL TEMPORARY	0	0	200	200	200	0
51610 - PERA	0	0	30	30	30	0
51615 - WORKERS COMPENSATION	0	0	1	1	1	0
51690 - MEDICARE	0	0	3	3	3	0
Salaries/Benefits/Pensions Total	0	0	234	234	234	0
Operating						
52125 - GENERAL SUPPLIES	0	0	100	100	100	0
52126 - ELECTRICAL SUPPLIES	0	0	400	400	1,800	1,400
52210 - MAINT TREES	0	(3,150)	600	600	1,200	600
52215 - MAINT GROUNDS	3,616	0	300	300	300	0
52455 - LAWN MAINTENANCE SERVICE	2,405	2,969	3,600	3,600	3,600	0
52568 - BANK AND INVESTMENT FEES	4	3	10	10	19	9
52575 - SERVICES	736	0	1,000	1,000	3,200	2,200
52746 - UTILITIES ELECTRIC	406	242	600	600	600	0
Operating Total	7,167	64	6,610	6,610	10,819	4,209
Grand Total	7,167	64	6,844	6,844	11,053	4,209
Revenue						
45025 - PROP TAXES CURRENT YEAR	3,600	4,414	4,525	4,525	5,576	1,051
45050 - PROP TAXES DELINQUENT	0	3	0	0	0	0
45055 - PROP TAXES PENALTY	4	13	0	0	0	0
45125 - SPECIFIC OWNERSHIP TAX	430	475	540	540	591	51
46025 - INTEREST	66	46	90	90	170	80
Revenue Total	4,100	4,951	5,155	5,155	6,337	1,182

* 2023 Amended Budget as of 8/31/2023

City of Colorado Springs Budget Detail Report

137 - PLATTE AVE SIMD
Parks - Park Maintenance and Operations

Acct # - Description	2021 Actual	2022 Actual	2023 Original Budget	* 2023 Amended Budget	2024 Budget	2024 Budget - * 2023 Amended Budget
Salaries/Benefits/Pensions						
51220 - SEASONAL TEMPORARY	0	0	500	500	500	0
51610 - PERA	0	0	74	74	74	0
51615 - WORKERS COMPENSATION	0	0	1	1	1	0
51690 - MEDICARE	0	0	7	7	7	0
Salaries/Benefits/Pensions Total	0	0	582	582	582	0
Operating						
52125 - GENERAL SUPPLIES	0	0	150	150	150	0
52145 - PAINT AND CHEMICAL	0	222	150	150	150	0
52210 - MAINT TREES	0	4,185	4,000	4,000	5,000	1,000
52215 - MAINT GROUNDS	2,913	0	1,900	1,900	1,900	0
52270 - MAINT WELLS AND RESERVOIRS	470	940	0	0	1,200	1,200
52455 - LAWN MAINTENANCE SERVICE	5,582	6,889	7,700	7,700	7,700	0
52568 - BANK AND INVESTMENT FEES	18	11	55	55	66	11
52575 - SERVICES	3,279	0	3,000	3,000	3,000	0
52746 - UTILITIES ELECTRIC	448	415	200	200	200	0
52749 - UTILITIES WATER	937	912	1,200	1,200	1,200	0
Operating Total	13,647	13,574	18,355	18,355	20,566	2,211
Grand Total	13,647	13,574	18,937	18,937	21,148	2,211
Revenue						
45025 - PROP TAXES CURRENT YEAR	10,638	10,398	10,587	10,587	10,587	0
46025 - INTEREST	323	200	500	500	600	100
Revenue Total	10,961	10,598	11,087	11,087	11,187	100

* 2023 Amended Budget as of 8/31/2023

City of Colorado Springs Budget Detail Report

160 - BRIARGATE GID 2021
Parks - Park Maintenance and Operations

Acct # - Description	2021 Actual	2022 Actual	2023 Original Budget	* 2023 Amended Budget	2024 Budget	* 2024 Budget - * 2023 Amended Budget
Salaries/Benefits/Pensions						
51205 - CIVILIAN SALARIES	0	0	347,928	347,928	365,174	17,246
51210 - OVERTIME	0	0	2,000	2,000	2,000	0
51220 - SEASONAL TEMPORARY	0	0	27,000	27,000	57,000	30,000
51299 - SALARIES REIMBURSEMENTS	0	0	(4,104)	(4,104)	(4,104)	0
51610 - PERA	0	0	60,467	60,467	60,516	49
51615 - WORKERS COMPENSATION	0	0	10,023	10,023	8,415	(1,608)
51620 - EQUITABLE LIFE INSURANCE	0	0	1,121	1,121	1,068	(53)
51640 - DENTAL INSURANCE	0	0	2,730	2,730	3,210	480
51690 - MEDICARE	0	0	5,941	5,941	5,938	(3)
51695 - CITY EPO MEDICAL PLAN	0	0	13,915	13,915	14,709	794
51696 - ADVANTAGE HD MED PLAN	0	0	57,896	57,896	73,165	15,269
51697 - HRA BENEFIT TO ADV MED PLAN	0	0	2,875	2,875	3,500	625
Salaries/Benefits/Pensions Total	0	0	527,792	527,792	590,591	62,799
Operating						
52125 - GENERAL SUPPLIES	0	0	4,000	4,000	4,000	0
52126 - ELECTRICAL SUPPLIES	0	0	1,000	1,000	1,000	0
52140 - WEARING APPAREL	0	0	1,500	1,500	2,500	1,000
52145 - PAINT AND CHEMICAL	0	0	6,000	6,000	6,000	0
52150 - SEED AND FERTILIZER	0	0	14,000	14,000	14,000	0
52205 - MAINT LANDSCAPING	0	0	6,500	6,500	15,000	8,500
52210 - MAINT TREES	0	0	30,000	30,000	62,000	32,000
52240 - MAINT NONFLEET VEHICLES EQP	0	0	6,000	6,000	6,000	0
52270 - MAINT WELLS AND RESERVOIRS	0	0	23,000	23,000	23,000	0
52435 - GARBAGE REMOVAL SERVICES	0	0	1,000	1,000	1,000	0
52455 - LAWN MAINTENANCE SERVICE	0	0	295,000	295,000	202,000	(93,000)
52565 - PEST CONTROL	0	0	6,000	6,000	6,000	0
52568 - BANK AND INVESTMENT FEES	0	0	1,331	1,331	1,980	649
52575 - SERVICES	0	0	3,000	3,000	6,500	3,500
52630 - TRAINING	0	0	3,000	3,000	3,000	0
52725 - RENTAL OF PROPERTY	0	0	26,807	26,807	23,170	(3,637)
52738 - CELL PHONE BASE CHARGES	0	0	2,200	2,200	2,200	0
52746 - UTILITIES ELECTRIC	0	0	11,668	11,668	11,668	0
52747 - UTILITIES GAS	0	0	3,500	3,500	3,500	0
52748 - UTILITIES SEWER	0	0	500	500	500	0
52749 - UTILITIES WATER	0	0	388,000	388,000	388,000	0
52770 - SAFETY EQUIPMENT	0	0	1,000	1,000	1,000	0
52775 - MINOR EQUIPMENT	0	0	4,000	4,000	48,000	44,000
52777 - TOOL ALLOWANCE	0	0	2,000	2,000	2,000	0
52795 - RENTAL OF EQUIPMENT	0	0	3,600	3,600	9,000	5,400
52872 - MAINT FLEET VEHICLES EQP	0	0	17,000	17,000	46,000	29,000
71185 - SIDEWALK REPLACEMENT	0	0	2,000	2,000	15,000	13,000
71385 - FENCING	0	0	1,000	1,000	1,000	0
Operating Total	0	0	864,606	864,606	905,018	40,412

City of Colorado Springs Budget Detail Report

160 - BRIARGATE GID 2021
Parks - Park Maintenance and Operations

Acct # - Description	2021 Actual	2022 Actual	2023 Original Budget	* 2023 Amended Budget	2024 Budget	2024 Budget - * 2023 Amended Budget
Capital Outlay						
53070 - VEHICLES REPLACEMENT	0	0	55,000	55,000	105,000	50,000
53095 - IMPROVEMENT TO CAP ASSETS	0	0	150,000	150,000	322,000	172,000
Capital Outlay Total	0	0	205,000	205,000	427,000	222,000
Grand Total	0	0	1,597,398	1,597,398	1,922,609	325,211
Revenue						
45025 - PROP TAXES CURRENT YEAR	0	0	1,431,146	1,431,146	1,928,842	497,696
45125 - SPECIFIC OWNERSHIP TAX	0	0	170,736	170,736	204,457	33,721
46025 - INTEREST	0	0	12,100	12,100	18,000	5,900
46153 - TRANSFER FROM OTHER FUNDS	0	0	375,000	375,000	0	(375,000)
Revenue Total	0	0	1,988,982	1,988,982	2,151,299	162,317

* 2023 Amended Budget as of 8/31/2023

Recreation and Administration

Kim King, Assistant Director | (719) 385-6509 | Kim.King@coloradosprings.gov

All Funds Summary

All Funds	Use of Funds	2022 Actual	2023 Original Budget	* 2023 Amended Budget	2024 Budget	2024 Budget - * 2023 Amended Budget
	General Fund	\$6,760,724	\$8,547,629	\$8,547,629	\$9,021,490	\$473,861
Grants Fund**	1,533,441	1,200,000	1,200,000	1,200,000	0	
Total	\$8,294,165	\$9,747,629	\$9,747,629	\$10,221,490	\$473,861	
Positions						
General Fund	39.00	81.75	70.50	70.50	0.00	
Other Funds	3.00	3.00	26.50	26.50	0.00	
Total	42.00	84.75	97.00	97.00	0.00	

* 2023 Amended Budget as of 8/31/2023

** The Grants Fund includes appropriation for new grant funding, and may include re-appropriation of prior year grants not awarded, as well as local match. See Grants Overview for more information.

Significant Changes vs. 2023

- Increase of approximately \$383,000 in the General Fund mainly to fund existing positions, pay for performance, and medical cost adjustments
- Increase of approximately \$67,000 in the General Fund to increase seasonal staffing at Sertich Ice Center (offset by increased revenue)
- Decrease of approximately \$16,000 to move Spirit of the Springs funding to the Mayor's Office (Community Affairs)
- Increase of \$52,100 in the General Fund for additional services and facility maintenance at Deerfield and Hillside Community Centers (offset by increased revenue)
- Decrease of approximately \$13,000 due to a transfer of Operating to Parks Maintenance and Operations

Recreation and Administration - Overview

The Recreation and Administration Division provides a myriad of recreational programs, human services, and special events to residents and visitors alike. The Division has oversight of the Sertich Ice Center and the seasonal Acacia Park outdoor ice rink; the Historic City Auditorium; Deerfield Hills, Hillside, Meadows Park, and Westside Community Centers; adult and youth sports programs; and the therapeutic recreation program.

The Administration portion of the division provides centralized support to the various operating functions, as well as manages multiple internal and external programs. General services include grant writing, accounts payable, and clerical support. Administration is also the primary interface between the public and the Department. In a typical year, staff process reservations for the Department's rental facilities, permits over 600 special events, recruits and manages over 3,000 volunteers, and responds to thousands of inquiries about programs and facilities. Administration also cultivates public/private partnerships that allow the City to strengthen and expand programs, acquire natural areas, and build facilities.

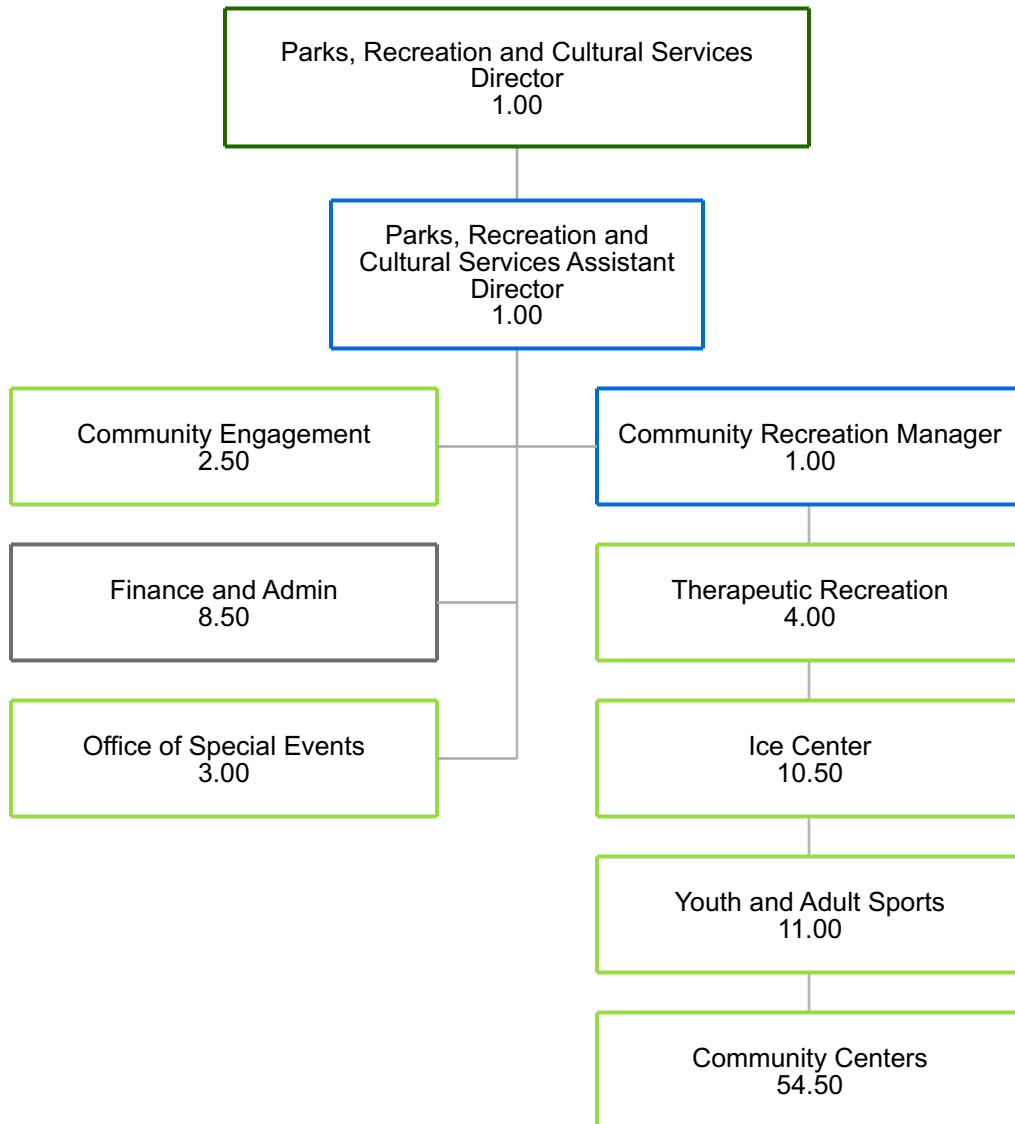
Recreation and Administration - Functions

The Division manages the following General Fund supported functions:

Recreation Program Functions	2021 Actual	2022 Actual	2023 Original Budget	* 2023 Amended Budget	2024 Budget
Deerfield Community Center	\$389,170	\$524,335	\$786,124	\$614,259	\$639,079
Westside Community Center	100,000	161,022	371,266	403,206	367,827
Meadows Park Community Center	396,684	418,524	673,538	548,714	720,849
Hillside Community Center	550,107	672,020	809,607	955,855	1,104,406
Therapeutic Recreation	461,891	472,794	414,837	402,081	554,865
City Auditorium	13,491	9,744	63,119	63,119	51,018
Youth Sports	618,055	703,785	822,910	828,938	844,705
Adult Sports	514,452	511,359	610,388	622,367	644,696
Acacia Park Activities	191,347	313,480	209,016	205,016	188,694
Aquatics	482,491	411,525	733,314	733,314	677,987
Sertich Ice Center	764,482	839,669	873,756	967,006	994,726
Direct Public Service Functions	\$4,482,170	\$5,038,257	\$6,367,875	\$6,343,875	\$6,788,852
All other support/management functions	1,353,885	1,722,467	2,179,754	2,203,754	2,232,638
All Recreation Functions	\$5,836,055	\$6,760,724	\$8,547,629	\$8,547,629	\$9,021,490

* 2023 Amended Budget as of 8/31/2023

Recreation and Administration - Organizational Chart



The sections below and on the following pages provide a summary of the Budget, authorized positions, changes that occurred after the budget was implemented for 2023, and changes occurring as part of the 2024 Budget for each fund including General Fund, Trails, Open Space and Parks (TOPS) Fund, and Grants Fund.

Recreation and Administration - General Fund: Summary, Funding, and Position Changes

General Fund	Use of Funds	2021 Actual	2022 Actual	2023 Original Budget	* 2023 Amended Budget	2024 Budget	2024 Budget - * 2023 Amended Budget
	Salary/Benefits/Pensions	\$4,176,162	\$4,880,829	\$6,491,287	\$6,491,287	\$6,903,191	\$411,904
Operating	1,591,502	1,879,895	2,056,342	2,056,342	2,118,299	61,957	
Capital Outlay	68,391	0	0	0	0	0	
Total	\$5,836,055	\$6,760,724	\$8,547,629	\$8,547,629	\$9,021,490	\$473,861	
Revenue	\$2,307,521	\$2,659,286	\$2,600,060	\$2,600,060	\$2,825,460	\$225,400	

* 2023 Amended Budget as of 8/31/2023

Recreation and Administration - General Fund: Summary, Funding, and Position Changes

General Fund Positions	Position Title	2022 Actual	2023 Original Budget	* 2023 Amended Budget	2024 Budget	2024 Budget - * 2023 Amended Budget
	Administrative Assistant I	2.00	10.00	8.25	8.25	0.00
	Administrative Assistant II	1.00	1.00	1.00	1.00	0.00
	Administrative Assistant, Senior	1.00	1.00	1.00	1.00	0.00
	Analyst II	1.75	1.75	3.75	3.75	0.00
	Assistant Parks, Recreation and Cultural Services Director	0.00	0.00	1.00	1.00	0.00
	Business Support Specialist I	0.00	0.75	0.50	0.50	0.00
	Business Support Specialist II	2.00	2.00	2.75	2.75	0.00
	Business Support Specialist, Senior	1.00	1.00	2.00	2.00	0.00
	Child Care Worker	0.00	10.00	3.50	3.50	0.00
	Contracting Specialist II	0.50	0.50	0.50	0.50	0.00
	Environment Safety & Health Specialist	0.00	1.00	1.00	1.00	0.00
	Maintenance Services Worker	0.00	5.00	5.50	5.50	0.00
	Maintenance Technician I	0.00	2.00	2.00	2.00	0.00
	Maintenance Technician II	1.00	1.00	1.00	1.00	0.00
	Park Guide	0.00	0.50	0.00	0.00	0.00
	Park Operations Administrator	5.00	5.00	5.00	5.00	0.00
	Parks, Recreation and Cultural Services Director	1.00	1.00	1.00	1.00	0.00
	Program Administrator I	0.00	0.00	7.00	7.00	0.00
	Program Administrator, Sr	0.00	0.00	1.00	1.00	0.00
	Program Coordinator	8.00	8.00	0.00	0.00	0.00
	Public Communications Specialist II	1.00	1.00	0.00	0.00	0.00
	Recreation and Administration Manager	1.00	1.00	0.00	0.00	0.00
	Recreation Assistant	5.00	16.00	12.50	12.50	0.00
	Recreation Services Manager	1.00	1.00	1.00	1.00	0.00
	Recreation Therapist	1.00	1.00	1.00	1.00	0.00
	Senior Analyst	1.75	1.75	1.75	1.75	0.00
	Skilled Maintenance Technician II	1.00	1.00	1.00	1.00	0.00
	Special Events Coordinator	1.00	1.00	0.00	0.00	0.00
Special Events Supervisor	1.00	1.00	0.00	0.00	0.00	
Sport Site Technician	0.00	4.50	4.50	4.50	0.00	
Staff Assistant	1.00	1.00	1.00	1.00	0.00	
Total Positions	39.00	81.75	70.50	70.50	0.00	

* 2023 Amended Budget as of 8/31/2023

Recreation and Administration - General Fund: Summary, Funding, and Position Changes

Funding Changes	During 2023	* 2023 Amended - 2023 Original Budget
	None	\$0
	Total During 2023	\$0
	For 2024	2024 Budget - * 2023 Amended Budget
	Salaries/Benefits/Pensions	
	Net change to fund existing positions	\$47,973
	Increase to fund pay for performance and pay progression	289,223
	Increase to fund medical cost adjustments	46,224
	Increase to fund seasonal staffing at Sertich (offset by increased revenue)	66,800
	Redistribution of Salaries/Benefits/Pensions to Operating	(38,316)
	Total Salaries/Benefits/Pensions	\$411,904
	Operating	
	Decrease to move Spirit of the Springs funding to Mayor's Office (Community Affairs)	(\$15,700)
	Redistribution of Operating to Park Maintenance and Operations	(12,759)
	Increase to services and facility maintenance at Deerfield and Hillside Community Centers (offset by increased revenue)	52,100
	Redistribution of Salaries/Benefits/Pensions to Operating	38,316
	Total Operating	\$61,957
Total For 2024	\$473,861	
Position Changes	During 2023	* 2023 Amended - 2023 Original Budget
	Transfer 0.75 FTE (Maintenance Technician I) to Parks Maintenance and Operations	(0.75)
	Transfer 0.75 FTE (Admin Assistant I) to the Mayor's Office	(0.75)
	Transfer 9.75 FTE to the Grants Fund for the partnership with Harrison School District 2 for out-of-school programming at community centers	(9.75)
	Total During 2023	(11.25)
	For 2024	2024 Budget - * 2023 Amended Budget
	None	0.00
Total For 2024	0.00	

* 2023 Amended Budget as of 8/31/2023

Recreation and Administration - TOPS Fund: Summary and Position Changes

TOPS Fund	Position Title	2022 Actual	2023 Original Budget	* 2023 Amended Budget	2024 Budget	2024 Budget - * 2023 Amended Budget
	Analyst II	0.25	0.25	0.25	0.25	0.00
	Contracting Specialist II	0.50	0.50	0.50	0.50	0.00
	Senior Analyst	0.25	0.25	0.25	0.25	0.00
	Total Positions	1.00	1.00	1.00	1.00	0.00
The positions above report to the Recreation and Administration Division, but funding is in the TOPS Fund listed in the Park Design and Development budget.						

Position Changes	During 2023	* 2023 Amended - 2023 Original Budget
	None	0.00
	Total During 2023	0.00
	For 2024	2024 Budget - * 2023 Amended Budget
	None	0.00
Total For 2024	0.00	

* 2023 Amended Budget as of 8/31/2023

Recreation and Administration - Grants Fund: Summary, Funding and Position Changes

Grants Fund	Use of Funds	2021 Actual	2022 Actual	2023 Original Budget	* 2023 Amended Budget	2024 Budget	2024 Budget - * 2023 Amended Budget
	Grants Fund**	\$741,559	\$1,533,441	\$1,200,000	\$1,200,000	\$1,200,000	\$0
	Total	\$741,559	\$1,533,441	\$1,200,000	\$1,200,000	\$1,200,000	\$0
	Position Title	2022 Actual	2023 Original Budget	* 2023 Amended Budget	2024 Budget	2024 Budget - * 2023 Amended Budget	
	Child Care Lead	0.00	0.00	6.50	6.50	0.00	
	Child Care Worker	0.00	0.00	14.00	14.00	0.00	
	Recreation Assistant	2.00	2.00	3.00	3.00	0.00	
	Recreation Assistant, Senior	0.00	0.00	2.00	2.00	0.00	
	Total Positions	2.00	2.00	25.50	25.50	0.00	

** The Grants Fund includes appropriation for new grant funding, and may include re-appropriation of prior year grants not awarded, as well as local match. See Grants Overview for more information.

Funding Changes	During 2023	* 2023 Amended - 2023 Original Budget
	None	\$0
	Total During 2023	\$0
	For 2024	2024 Budget - * 2023 Amended Budget
	None	\$0
	Total For 2024	\$0

Position Changes	During 2023	* 2023 Amended - 2023 Original Budget
	Transfer 10.50 FTE from the General Fund for the partnership with Harrison School District 2 for out-of-school programming at community centers	10.50
	Add 13.00 FTE for the partnership with Harrison School District 2 for out-of-school programming at community centers	13.00
	Total During 2023	23.50
	For 2024	2024 Budget - * 2023 Amended Budget
	None	0.00
	Total For 2024	0.00

* 2023 Amended Budget as of 8/31/2023

City of Colorado Springs Budget Detail Report

001 - GENERAL FUND
Parks - Recreation and Administration

Acct # - Description	2021 Actual	2022 Actual	2023 Original Budget	* 2023 Amended Budget	2024 Budget	2024 Budget - * 2023 Amended Budget
Salaries/Benefits/Pensions						
51205 - CIVILIAN SALARIES	2,173,992	2,661,123	4,256,774	4,280,774	4,794,059	513,285
51210 - OVERTIME	35,343	113,851	4,480	4,480	4,480	0
51220 - SEASONAL TEMPORARY	1,024,771	1,141,447	367,674	343,674	409,640	65,966
51230 - SHIFT DIFFERENTIAL	1,029	4,453	0	0	0	0
51240 - RETIREMENT TERMINATION SICK	0	611	0	0	0	0
51245 - RETIREMENT TERM VACATION	8,471	63,783	0	0	0	0
51260 - VACATION BUY PAY OUT	13,033	13,637	0	0	0	0
51299 - SALARIES REIMBURSEMENTS	(18,425)	(25,841)	0	0	0	0
51610 - PERA	458,015	529,754	685,034	685,034	762,487	77,453
51612 - RETIREMENT HEALTH SAVINGS	0	10,093	0	0	0	0
51615 - WORKERS COMPENSATION	65,239	74,272	45,681	45,681	48,496	2,815
51620 - EQUITABLE LIFE INSURANCE	5,147	6,003	11,838	11,838	13,956	2,118
51640 - DENTAL INSURANCE	14,555	15,968	38,010	38,010	28,710	(9,300)
51670 - PARKING FOR EMPLOYEES	2,520	2,880	2,180	2,180	2,180	0
51690 - MEDICARE	46,846	55,152	67,304	67,304	74,810	7,506
51695 - CITY EPO MEDICAL PLAN	30,827	44,323	52,659	52,659	85,803	33,144
51696 - ADVANTAGE HD MED PLAN	298,166	340,387	907,065	907,065	647,883	(259,182)
51697 - HRA BENEFIT TO ADV MED PLAN	16,710	18,216	47,188	47,188	30,687	(16,501)
51699 - BENEFITS REIMBURSEMENT	(77)	0	5,400	5,400	0	(5,400)
51999 - COVID19 SAL & BEN REIMB	0	(189,283)	0	0	0	0
Salaries/Benefits/Pensions Total	4,176,162	4,880,829	6,491,287	6,491,287	6,903,191	411,904
Operating						
52105 - MISCELLANEOUS OPERATING	2,357	7,198	0	0	0	0
52110 - OFFICE SUPPLIES	13,644	14,948	13,165	13,165	15,865	2,700
52111 - PAPER SUPPLIES	1,252	644	1,100	1,100	1,500	400
52115 - MEDICAL SUPPLIES	404	1,473	250	250	250	0
52120 - SOFTWARE SUBSCRIPTION/LICENSE	6,145	2,181	7,000	7,000	12,000	5,000
52122 - CELL PHONES EQUIP AND SUPPLIES	266	2,390	200	200	1,200	1,000
52125 - GENERAL SUPPLIES	46,817	63,375	81,840	81,840	77,740	(4,100)
52131 - CONCRETE SUPPLIES	279	355	0	0	0	0
52135 - POSTAGE	1,327	1,433	5,605	5,605	2,605	(3,000)
52136 - FABRICATION CONSUMABLES	0	248	0	0	0	0
52140 - WEARING APPAREL	9,696	8,816	12,650	12,650	14,450	1,800
52145 - PAINT AND CHEMICAL	734	1,686	3,825	3,825	3,975	150
52160 - FUEL	7,325	8,766	8,100	8,100	5,100	(3,000)
52165 - LICENSES AND TAGS	77	150	0	0	0	0
52175 - SIGNS	0	1,530	0	0	1,800	1,800
52190 - JANITORIAL SUPPLIES	8,072	11,154	12,550	12,550	17,550	5,000
52210 - MAINT TREES	19	0	0	0	0	0
52215 - MAINT GROUNDS	0	0	2,000	2,000	1,000	(1,000)
52230 - MAINT FURNITURE AND FIXTURES	0	0	6,000	6,000	6,000	0
52235 - MAINT MACHINERY AND APPARATUS	5,140	2,226	11,000	11,000	9,500	(1,500)
52245 - MAINT SIGNALS	13	0	0	0	0	0
52265 - MAINT BUILDINGS AND STRUCTURE	117,736	246,644	139,510	139,510	201,334	61,824
52275 - MAINT RUNWAYS	100	357	0	0	0	0
52305 - MAINT SOFTWARE & OTHER FEES	4,033	13,071	5,299	5,299	13,000	7,701

City of Colorado Springs Budget Detail Report

001 - GENERAL FUND
Parks - Recreation and Administration

Acct # - Description	2021 Actual	2022 Actual	2023 Original Budget	* 2023 Amended Budget	2024 Budget	2024 Budget - * 2023 Amended Budget
52405 - ADVERTISING SERVICES	9,454	9,397	25,000	25,000	27,000	2,000
52410 - BUILDING SECURITY SERVICES	43,116	83,676	50,568	50,568	55,804	5,236
52413 - SPECIAL EVENTS	4,671	17,404	24,900	24,900	28,900	4,000
52415 - CONTRACTS AND SPEC PROJECTS	59,374	16,858	45,000	45,000	25,000	(20,000)
52416 - CONTINUITY OF GOVERNMENT	12	0	0	0	0	0
52435 - GARBAGE REMOVAL SERVICES	273	(273)	3,029	3,029	3,029	0
52445 - JANITORIAL SERVICES	30,243	41,287	31,840	31,840	34,240	2,400
52455 - LAWN MAINTENANCE SERVICE	2,779	0	0	0	0	0
52465 - MISCELLANEOUS SERVICES	23,403	22,643	35,000	35,000	35,000	0
52560 - PARKING SERVICES	8,380	6,496	8,300	8,300	7,300	(1,000)
52565 - PEST CONTROL	2,267	2,096	2,558	2,558	6,878	4,320
52568 - BANK AND INVESTMENT FEES	168	156	162	162	162	0
52573 - CREDIT CARD FEES	74,825	86,667	81,450	81,450	87,050	5,600
52575 - SERVICES	190,179	160,007	96,465	96,465	336,209	239,744
52579 - INSPECTIONS	4,538	1,656	2,725	2,725	2,725	0
52583 - PROGRAM SUPPORT	272,474	271,144	559,014	559,014	299,417	(259,597)
52586 - MESA SPGS SERVICES	14,057	0	0	0	0	0
52590 - TEMPORARY EMPLOYMENT	0	6,104	0	0	0	0
52605 - CAR MILEAGE	3,183	4,149	11,274	11,274	9,399	(1,875)
52607 - CELL PHONE ALLOWANCE	0	270	0	0	0	0
52610 - PROFESSIONAL LICENSES	0	270	0	0	0	0
52615 - DUES AND MEMBERSHIP	4,115	4,009	6,320	6,320	8,620	2,300
52625 - MEETING EXPENSES IN TOWN	3,622	4,567	2,500	2,500	2,500	0
52630 - TRAINING	2,305	2,293	9,400	9,400	21,800	12,400
52635 - EMPLOYEE EDUCATIONAL ASSISTANCE	1,900	0	1,700	1,700	1,700	0
52645 - SUBSCRIPTIONS	1,735	11,430	5,000	5,000	5,000	0
52650 - MARKETING EXP	3,112	1,217	1,800	1,800	1,800	0
52655 - TRAVEL OUT OF TOWN	3,000	9,375	8,716	8,716	9,216	500
52716 - RENTAL EXPENSE	0	7,250	0	0	0	0
52731 - STATE CNTY PPRTA TAX	3,786	6,595	1,300	1,300	1,300	0
52736 - CELL PHONE AIRTIME	0	0	280	280	280	0
52738 - CELL PHONE BASE CHARGES	12,308	11,998	12,030	12,030	12,830	800
52740 - GENERAL INSURANCE-CITY	0	0	4,950	4,950	4,950	0
52747 - UTILITIES GAS	200	0	0	0	0	0
52770 - SAFETY EQUIPMENT	0	1,924	0	0	0	0
52775 - MINOR EQUIPMENT	6,695	25,714	8,100	8,100	7,300	(800)
52776 - PRINTER CONSOLIDATION COST	16,301	20,472	18,885	18,885	17,762	(1,123)
52795 - RENTAL OF EQUIPMENT	48,782	65,263	60,500	60,500	60,500	0
52874 - OFFICE SERVICES PRINTING	4,409	6,942	8,925	8,925	11,575	2,650
52880 - PURCHASES FOR RESALE	872	192	900	900	500	(400)
65160 - RECRUITMENT	0	1,815	0	0	0	0
65357 - VOLUNTEER RESOURCES	1,343	3,783	4,500	4,500	10,000	5,500
65359 - PARKING MGMT	0	(169)	0	0	0	0
65366 - LEARN-TO-SKATE	44,183	35,145	27,080	27,080	27,080	0
65368 - MISC SPORTS	286	1,191	6,800	6,800	6,800	0
65369 - SOFTBALL	183,636	197,450	171,341	171,341	174,341	3,000
65370 - SOCCER	79,182	107,585	85,113	85,113	92,613	7,500
65371 - BASKETBALL	12,192	16,007	10,500	10,500	10,500	0

City of Colorado Springs Budget Detail Report

001 - GENERAL FUND
Parks - Recreation and Administration

Acct # - Description	2021 Actual	2022 Actual	2023 Original Budget	* 2023 Amended Budget	2024 Budget	2024 Budget - * 2023 Amended Budget
65373 - FOOTBALL	54,633	57,143	92,888	92,888	85,388	(7,500)
65375 - VOLLEYBALL	796	989	5,655	5,655	5,655	0
65377 - TENNIS CLASSES AND CENTER	73,437	76,853	80,000	80,000	80,000	0
65385 - TEENS PROGRAM	2,034	5,524	8,000	8,000	8,000	0
65387 - SPIRIT OF SPRINGS OPERATING	11,676	15,859	15,700	15,700	0	(15,700)
65389 - COMMUNITY SENIOR PROGRAM	2,783	2,011	5,000	5,000	7,000	2,000
65391 - YOUTH SERVICES PROGRAMS	25,290	35,771	77,673	77,673	72,900	(4,773)
65395 - THERAPEUTIC RECREATION PGMS	18,057	25,045	27,407	27,407	27,407	0
Operating Total	1,591,502	1,879,895	2,056,342	2,056,342	2,118,299	61,957
Capital Outlay						
53050 - MACHINERY AND APPARATUS	68,391	0	0	0	0	0
Capital Outlay Total	68,391	0	0	0	0	0
Grand Total	5,836,055	6,760,724	8,547,629	8,547,629	9,021,490	473,861

* 2023 Amended Budget as of 8/31/2023

City of Colorado Springs Budget Detail Report

001 - GENERAL FUND
Parks - Recreation and Administration

Acct # - Description	2021 Actual	2022 Actual	2023 Original Budget	* 2023 Amended Budget	2024 Budget	2024 Budget - * 2023 Amended Budget
Revenue						
45831 - BASKETBALL	19,180	26,200	23,150	23,150	23,150	0
44025 - CASH OVER SHORT	0	5	0	0	0	0
44055 - REIMBURSEMENT ACCT	50	0	15,000	15,000	15,000	0
42785 - REV SITE LEASES	0	0	40,000	40,000	40,000	0
43040 - DONATIONS	30,000	69,290	0	0	0	0
40113 - MISCELLANEOUS	19,733	29,598	0	0	32,100	32,100
45247 - PARK AND REC PERMITS LICENSES	164,697	191,659	248,490	248,490	246,490	(2,000)
45907 - SPECIAL EVENTS	3,480	4,725	10,500	10,500	500	(10,000)
46172 - REIMBURSEMENT FROM GIFT TRUSTS	0	0	10,000	10,000	10,000	0
45836 - SOFTBALL	338,495	370,381	482,684	482,684	482,684	0
40443 - MEMORIAL PARK TENNIS COURTS	76,274	79,487	80,000	80,000	80,000	0
45895 - THERAPUTIC PROGRAMS	40,381	37,685	61,000	61,000	61,000	0
45896 - YOUTH PROGRAM	58,236	69,245	108,627	108,627	108,627	0
40317 - GIFT DEERFIELD	1,407	0	0	0	0	0
45906 - RENTALS	33,591	74,575	86,000	86,000	86,000	0
45911 - HILLSIDE PROGRAMS	25,825	38,579	41,500	41,500	41,500	0
45891 - AUDITORIUM RENT	(195)	0	0	0	0	0
45833 - FOOTBALL	149,783	178,325	226,954	226,954	226,954	0
45835 - PROGRAM REVENUE	124,059	162,036	133,775	133,775	148,775	15,000
45838 - VOLLEYBALL	3,432	4,174	10,000	10,000	10,000	0
45832 - FIELD RESERVATIONS	274,355	280,786	200,000	200,000	250,000	50,000
42730 - RESALES	32,760	64,819	8,000	8,000	40,000	32,000
45872 - ARENA ICE RENTAL	436,745	422,291	360,055	360,055	411,555	51,500
46175 - ACACIA PARK ICE RINK	188,926	231,986	195,000	195,000	225,000	30,000
45871 - ADMISSIONS ICE CENTER	138,740	157,777	131,500	131,500	136,500	5,000
45874 - LESSONS	85,799	91,983	60,402	60,402	80,402	20,000
45876 - FIGURE SKATING	38,412	43,194	41,500	41,500	41,500	0
45877 - SKATE RENTAL	19,936	27,517	18,540	18,540	22,040	3,500
45878 - SKATE SHARPENING	1,170	1,194	2,700	2,700	1,700	(1,000)
45885 - ADULT HOCKEY LEAGUES	2,250	1,775	0	0	0	0
45873 - CONCESSIONS ICE CENTER	0	0	700	700	0	(700)
45875 - MISCELLANEOUS ICE CENTER	0	0	3,983	3,983	3,983	0
Revenue Total	2,307,521	2,659,286	2,600,060	2,600,060	2,825,460	225,400

* 2023 Amended Budget as of 8/31/2023