



Table of Contents

Executive Summary

- Portfolio Overview 3
- Maturity Distribution 4
- Rating Distribution 5
- Security Distribution – Market Value 6

Supporting Reports

- Portfolio Holdings 7
- Transactions 14
- Income 15
- Cash Flow 20
- GASB 40 38
- GASB 72 46
- Shock Analysis - Parallel Shift 51

Disclaimers

Relationship Management Team

Relationship Managers

Casey Gunning | Senior Director, Investment Services

Mobile: (720) 217-9599

casey.gunning@publictrustadvisors.com

Dylana Gross | Vice President, Investment Advisory Services

Direct: (303) 481-0474

Mobile: (970) 250-6158

dylana.gross@publictrustadvisors.com

Portfolio Manager

Cory Gebel, CFA | Director, Portfolio Management

Direct: (720) 845-5788

cory.gebel@publictrustadvisors.com

Neil Waud, CFA | Chief Investment Officer

Direct: (303) 244-0468

Mobile: (720) 255-7404

neil.waud@publictrustadvisors.com



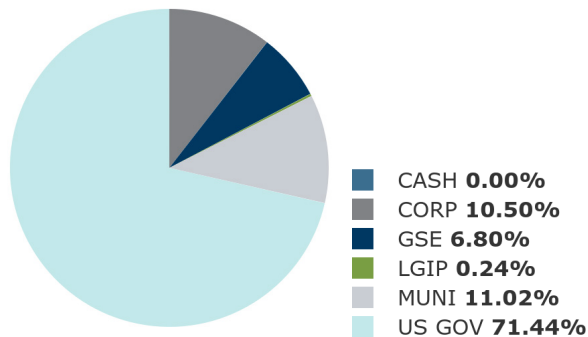
Portfolio Characteristics

	03/31/23	06/30/23
Duration	2.489	2.552
Years to Effective Maturity	2.597	2.741
Years to Final Maturity	2.597	2.741
Coupon Rate	1.654	1.941
Book Yield	2.149	2.516
Market Yield	4.088	4.765
Benchmark Yield	3.991	4.711

Portfolio Summary

Summary	03/31/23	06/30/23
Historical Cost	\$125,720,499.40	\$125,755,033.20
Book Value	125,793,927.54	125,971,088.28
Accrued Interest	465,821.17	516,902.41
Net Pending Transactions	0.00	0.00
Book Value Plus Accrued	\$126,259,748.71	\$126,487,990.69
Net Unrealized Gain/Loss	(4,766,009.32)	(5,753,859.97)
Market Value Plus Accrued	\$121,493,739.39	\$120,734,130.72

Asset Allocation



Income Summary

Period Income	Income
Interest Income	\$559,776.50
Net Amortization/ Accretion Income	161,366.31
Net Realized Gain/Loss	(492,252.56)
Other Income/Expenses	(648.27)
Net Income	\$228,241.98

Detail may not add to total due to rounding.

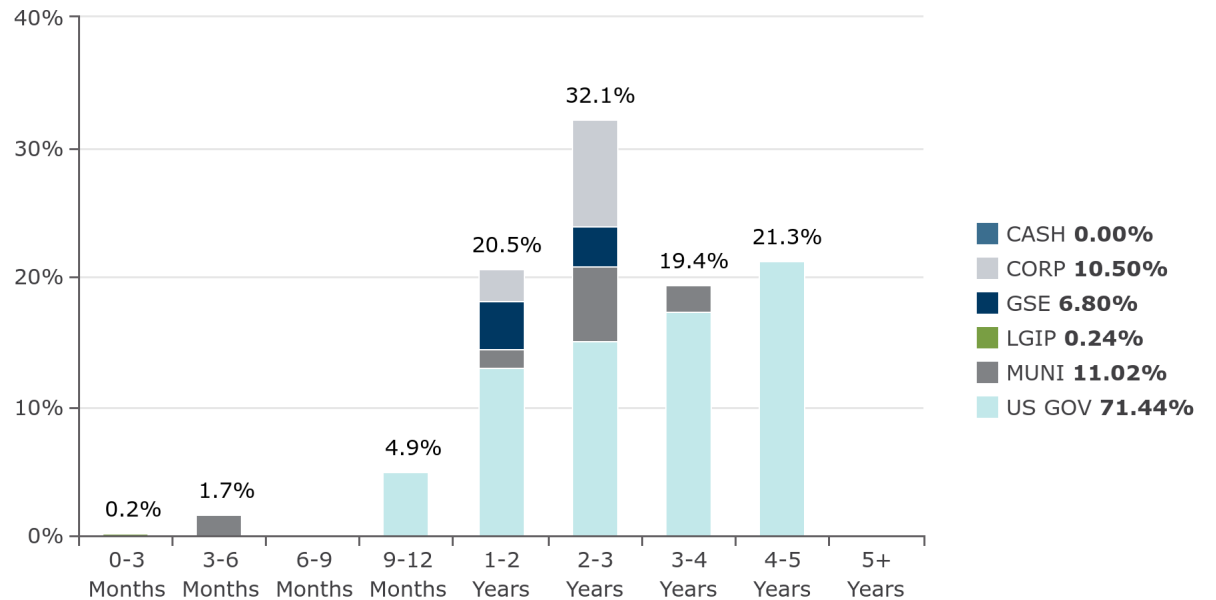
Maturity Distribution by Security Type

Security Distribution	0-3 Months	3-6 Months	6-9 Months	9-12 Months	1-2 Years	2-3 Years	3-4 Years	4-5 Years	5+ Years	Portfolio Total
CASH	\$452.08	--	--	--	--	--	--	--	--	\$452.08
CORP					2,943,341.38	9,728,748.59				12,672,089.97
FED INST (GSE)					4,369,903.63	3,843,294.03				8,213,197.65
LGIP	291,614.15									291,614.15
MUNI		1,994,090.00			1,779,338.50	7,055,310.31	2,473,831.71			13,302,570.51
US GOV				5,887,182.73	15,679,759.73	18,092,355.39	20,932,992.68	25,661,915.82		86,254,206.35
TOTAL	\$292,066.23	\$1,994,090.00	--	\$5,887,182.73	\$24,772,343.24	\$38,719,708.32	\$23,406,824.39	\$25,661,915.82	--	\$120,734,130.72

Top Ten Holdings

Issuer	Value
United States	71.44%
Federal Home Loan Mortgage Corporation	3.69%
Apple Inc.	3.36%
The Depository Trust and Clearing Corporation	2.44%
Walmart Inc.	2.40%
City of New York	1.65%
Florida Hurricane Catastrophe Fund Finance Corporation	1.54%
Arizona State Transportation Board	1.47%
Rhode Island Housing & Mortgage Finance Corp.	1.47%
Jefferson County School District No R-1	1.40%

Maturity Distribution by Type



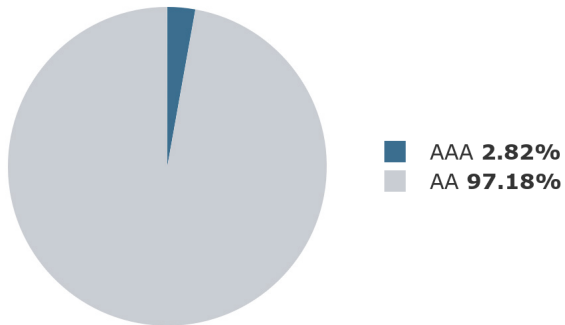
S&P Rating Distribution

S&P Rating Distribution	Jun 30, 2023 Ending Balance	Portfolio Allocation
Short Term Rating Distribution		
A-1+	\$0.00	0.00%
A-1		
A-2		
Total Short Term Ratings	\$0.00	0.00%
Long Term Rating Distribution		
AAA	\$3,409,351.81	2.82%
AA	\$117,324,778.91	97.18%
A		
Below A		
Not Rated		
Total Long Term Ratings	\$120,734,130.72	100.00%
Portfolio Total	\$120,734,130.72	100.00%

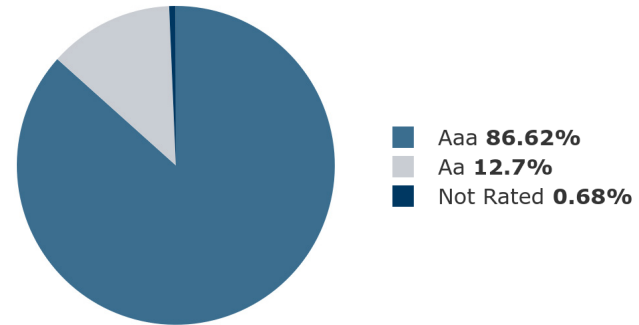
Moody's Rating Distribution

Moody's Rating Distribution	Jun 30, 2023 Ending Balance	Portfolio Allocation
Short Term Rating Distribution		
P-1	\$0.00	0.00%
P-2		
Total Short Term Ratings	\$0.00	0.00%
Long Term Rating Distribution		
Aaa	\$104,585,198.45	86.62%
Aa	\$15,333,274.62	12.70%
A		
Below A		
Not Rated	\$815,657.65	0.68%
Total Long Term Ratings	\$120,734,130.72	100.00%
Portfolio Total	\$120,734,130.72	100.00%

Allocation by Standard and Poor's Rating



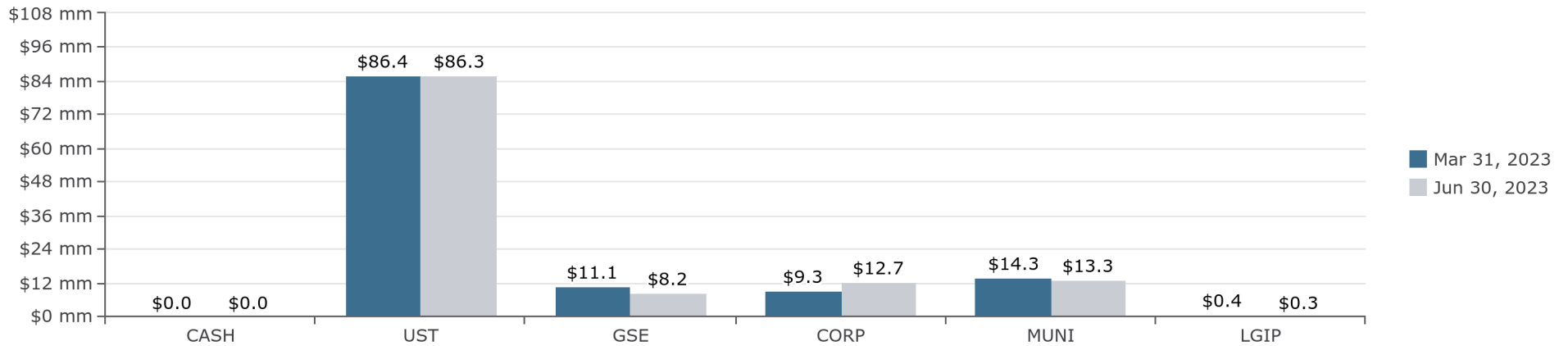
Allocation by Moody's Rating



Market Value Basis Security Distribution

Security Distribution	Mar 31, 2023 Ending Balance	Mar 31, 2023 Portfolio Allocation	Jun 30, 2023 Ending Balance	Jun 30, 2023 Portfolio Allocation	Change in Allocation	Book Yield
Cash			\$452.08	0.00%	0.00%	0.00%
U.S. Treasury Notes	\$86,406,248.62	71.12%	\$86,254,206.35	71.44%	0.32%	2.42%
Federal Instrumentality (GSE)	11,061,272.69	9.10%	8,213,197.65	6.80%	(2.30%)	0.91%
Corporate Notes	\$9,261,189.72	7.62%	\$12,672,089.97	10.50%	2.87%	4.48%
Local Government Investment Pool	416,055.14	0.34%	291,614.15	0.24%	(0.10%)	5.22%
Municipal Bonds	14,348,973.23	11.81%	13,302,570.51	11.02%	(0.79%)	2.26%
Portfolio Total	\$121,493,739.39	100.00%	\$120,734,130.72	100.00%		2.52%

Asset Balance by Security Type



Portfolio Holdings

04/01/2023 to 06/30/2023

Description Identifier Coupon	Effective Maturity Final Maturity Duration	Trade Date Settle Date	Par Value	Original Cost Book Value	Market Value Market Price	MV + Accrued Accrued Balance	Net Unrealized Gain/Loss	% of Market Value	Callable Next Call Date	Book Yield YTM YTC	S&P Moody's
CASH								0.00%			
Cash	06/30/23	--							N	0.00%	AAA
CCYUSD	06/30/23	--	452.08	\$452.08	\$452.08	\$452.08	\$0.00	0.00%	--	0.00%	Aaa
0.00%	0.00	--		\$452.08	1.00	\$0.00				0.00%	
CASH TOTAL	06/30/23	--	452.08	\$452.08	\$452.08	\$452.08	\$0.00	0.00%	N	0.00%	AAA
	06/30/23	--		\$452.08	1.00	\$0.00			--	0.00%	Aaa
	0.00									0.00%	
US GOV								0.00%			
UNITED STATES TREASURY	03/31/24	04/24/19		\$2,973,398.44	\$2,927,929.68	\$2,943,954.27			N	2.32%	AA+
912828VW71	03/31/24	04/25/19	3,000,000.00	\$2,995,772.31	97.60	\$16,024.59	(\$67,842.63)	2.44%	--	5.43%	Aaa
2.12%	0.73									--	
UNITED STATES TREASURY	05/31/24	06/04/19		2,060,410.16	1,987,458.99	1,990,931.67			N	1.89%	AA+
912828XT2	05/31/24	06/06/19	2,050,000.00	2,051,985.80	96.95	3,472.68	(64,526.82)	1.65%	--	5.45%	Aaa
2.00%	0.89									--	
UNITED STATES TREASURY	06/15/24	03/10/22		965,781.25	952,187.50	952,296.79			N	1.80%	AA+
91282CCG4	06/15/24	03/11/22	1,000,000.00	985,378.63	95.22	109.29	(33,191.13)	0.79%	--	5.43%	Aaa
0.25%	0.93									--	
UNITED STATES TREASURY	06/30/24	02/08/22		2,014,140.62	1,929,062.50	1,929,157.61			N	1.45%	AA+
9128286Z8	06/30/24	02/09/22	2,000,000.00	2,005,965.56	96.45	95.11	(76,903.06)	1.60%	--	5.44%	Aaa
1.75%	0.97									--	
UNITED STATES TREASURY	07/31/24	09/09/19		1,291,136.72	1,226,141.60	1,235,448.75			N	1.48%	AA+
912828Y87	07/31/24	09/11/19	1,275,000.00	1,278,678.20	96.17	9,307.15	(52,536.60)	1.02%	--	5.43%	Aaa
1.75%	1.04									--	
UNITED STATES TREASURY	08/31/24	07/01/21		511,582.03	476,777.34	478,866.34			N	0.51%	AA+
912828YE4	08/31/24	07/06/21	500,000.00	504,304.76	95.36	2,088.99	(27,527.41)	0.40%	--	5.40%	Aaa
1.25%	1.13									--	
UNITED STATES TREASURY	09/30/24	03/21/22		1,991,796.88	1,922,812.50	1,933,495.56			N	2.29%	AA+
912828Y5	09/30/24	03/22/22	2,000,000.00	1,995,889.20	96.14	10,683.06	(73,076.70)	1.60%	--	5.35%	Aaa
2.12%	1.20									--	
UNITED STATES TREASURY	09/30/24	11/12/20		549,117.19	500,800.78	502,780.29			N	0.31%	AA+
912828YH7	09/30/24	11/13/20	525,000.00	532,793.98	95.39	1,979.51	(31,993.20)	0.42%	--	5.36%	Aaa
1.50%	1.21									--	
UNITED STATES TREASURY	10/31/24	12/03/20		1,465,789.05	1,331,804.68	1,335,342.73			N	0.29%	AA+
912828YM6	10/31/24	12/04/20	1,400,000.00	1,422,509.00	95.13	3,538.04	(90,704.32)	1.11%	--	5.33%	Aaa
1.50%	1.29									--	
UNITED STATES TREASURY	11/30/24	03/02/20		1,587,773.44	1,436,367.18	1,439,066.98			N	0.86%	AA+
9128283J7	11/30/24	03/04/20	1,500,000.00	1,526,581.27	95.76	2,699.80	(90,214.09)	1.19%	--	5.27%	Aaa
2.12%	1.37									--	

Portfolio Holdings

04/01/2023 to 06/30/2023

Description Identifier Coupon	Effective Maturity Final Maturity Duration	Trade Date Settle Date	Par Value	Original Cost Book Value	Market Value Market Price	MV + Accrued Accrued Balance	Net Unrealized Gain/Loss	% of Market Value	Callable Next Call Date	Book Yield YTM YTC	S&P Moody's
UNITED STATES TREASURY 9128283P3 2.25%	12/31/24 12/31/24 1.45	03/02/20 03/04/20	1,000,000.00	1,065,273.44 1,020,552.41	957,343.75 95.73	957,404.89 61.14	(63,208.66)	0.79%	N --	0.87% 5.24% --	AA+ Aaa
UNITED STATES TREASURY 912828J27 2.00%	02/15/25 02/15/25 1.56	06/05/20 06/08/20	2,750,000.00	2,945,292.97 2,818,164.06	2,617,333.98 95.18	2,637,996.96 20,662.98	(200,830.08)	2.18%	N --	0.47% 5.13% --	AA+ Aaa
UNITED STATES TREASURY 912828ZF0 0.50%	03/31/25 03/31/25 1.70	12/03/20 12/04/20	1,500,000.00	1,510,253.91 1,504,167.38	1,387,207.04 92.48	1,389,092.28 1,885.25	(116,960.35)	1.15%	N --	0.34% 5.04% --	AA+ Aaa
UNITED STATES TREASURY 912828ZL7 0.38%	04/30/25 04/30/25 1.78	02/02/22 02/03/22	2,000,000.00	1,935,312.50 1,963,056.72	1,839,843.76 91.99	1,841,107.35 1,263.59	(123,212.96)	1.52%	N --	1.40% 5.00% --	AA+ Aaa
UNITED STATES TREASURY 912828XZ8 2.75%	06/30/25 06/30/25 1.91	03/21/22 03/22/22	2,000,000.00	2,023,203.12 2,014,383.29	1,918,359.38 95.92	1,918,508.84 149.46	(96,023.91)	1.59%	N --	2.38% 4.92% --	AA+ Aaa
UNITED STATES TREASURY 91282CAB7 0.25%	07/31/25 07/31/25 2.03	02/24/21 02/25/21	1,000,000.00	988,867.19 994,736.10	909,804.69 90.98	910,847.51 1,042.82	(84,931.41)	0.75%	N --	0.50% 4.85% --	AA+ Aaa
UNITED STATES TREASURY 91282CAM3 0.25%	09/30/25 09/30/25 2.19	08/05/21 08/09/21	1,000,000.00	985,585.94 992,131.24	905,546.88 90.55	906,175.30 628.42	(86,584.36)	0.75%	N --	0.60% 4.72% --	AA+ Aaa
UNITED STATES TREASURY 91282CAT8 0.25%	10/31/25 10/31/25 2.27	-- --	1,750,000.00	1,677,626.95 1,705,526.71	1,579,238.29 90.24	1,579,975.38 737.09	(126,288.42)	1.31%	N --	1.36% 4.71% --	AA+ Aaa
UNITED STATES TREASURY 9128285T3 2.62%	12/31/25 12/31/25 2.38	03/17/22 03/18/22	2,000,000.00	2,032,578.13 2,021,802.85	1,904,375.00 95.22	1,904,517.66 142.66	(117,427.85)	1.58%	N --	2.17% 4.67% --	AA+ Aaa
UNITED STATES TREASURY 91282CBC4 0.38%	12/31/25 12/31/25 2.43	09/01/21 09/03/21	650,000.00	641,367.19 644,982.55	585,761.72 90.12	585,768.35 6.62	(59,220.83)	0.49%	N --	0.69% 4.61% --	AA+ Aaa
UNITED STATES TREASURY 91282CBH3 0.38%	01/31/26 01/31/26 2.51	02/24/21 02/25/21	1,185,000.00	1,171,853.91 1,178,065.72	1,063,722.66 89.77	1,065,576.26 1,853.61	(114,343.07)	0.88%	N --	0.60% 4.62% --	AA+ Aaa
UNITED STATES TREASURY 91282CBQ3 0.50%	02/28/26 02/28/26 2.59	03/29/21 03/30/21	1,250,000.00	1,228,759.77 1,238,379.18	1,122,656.25 89.81	1,124,745.24 2,088.99	(115,722.93)	0.93%	N --	0.85% 4.60% --	AA+ Aaa
UNITED STATES TREASURY 91282CBT7 0.75%	03/31/26 03/31/26 2.66	05/06/21 05/07/21	1,500,000.00	1,497,773.44 1,498,741.39	1,355,449.22 90.36	1,358,277.08 2,827.87	(143,292.18)	1.13%	N --	0.78% 4.51% --	AA+ Aaa

Portfolio Holdings

04/01/2023 to 06/30/2023

Description Identifier Coupon	Effective Maturity Final Maturity Duration	Trade Date Settle Date	Par Value	Original Cost Book Value	Market Value Market Price	MV + Accrued Accrued Balance	Net Unrealized Gain/Loss	% of Market Value	Callable Next Call Date	Book Yield YTM YTC	S&P Moody's
UNITED STATES TREASURY 9128286S4 2.38%	04/30/26 04/30/26 2.68	05/25/23 05/26/23	875,000.00	832,446.29 833,797.91	824,960.94 94.28	828,462.13 3,501.19	(8,836.97)	0.69%	N --	4.15% 4.55% --	AA+ Aaa
UNITED STATES TREASURY 91282CBW0 0.75%	04/30/26 04/30/26 2.74	10/04/21 10/06/21	1,300,000.00	1,292,636.72 1,295,402.29	1,170,355.47 90.03	1,171,998.14 1,642.66	(125,046.82)	0.97%	N --	0.88% 4.54% --	AA+ Aaa
UNITED STATES TREASURY 91282CHB0 3.62%	05/15/26 05/15/26 2.68	06/22/23 06/26/23	3,000,000.00	2,936,367.19 2,936,653.89	2,926,406.25 97.55	2,940,295.52 13,889.27	(10,247.64)	2.44%	N --	4.41% 4.54% --	AA+ Aaa
UNITED STATES TREASURY 91282CCF6 0.75%	05/31/26 05/31/26 2.82	06/03/21 06/07/21	2,000,000.00	1,990,937.50 1,994,650.31	1,795,937.50 89.80	1,797,207.99 1,270.49	(198,712.81)	1.49%	N --	0.84% 4.52% --	AA+ Aaa
UNITED STATES TREASURY 912828Y95 1.88%	07/31/26 07/31/26 2.92	01/25/23 01/26/23	1,700,000.00	1,597,070.31 1,609,002.31	1,573,496.10 92.56	1,586,792.02 13,295.93	(35,506.21)	1.31%	N --	3.73% 4.48% --	AA+ Aaa
UNITED STATES TREASURY 912828YD6 1.38%	08/31/26 08/31/26 3.03	08/29/22 08/30/22	2,000,000.00	1,851,562.50 1,881,012.35	1,819,062.50 90.95	1,828,254.08 9,191.58	(61,949.85)	1.51%	N --	3.37% 4.47% --	AA+ Aaa
UNITED STATES TREASURY 91282CCZ2 0.88%	09/30/26 09/30/26 3.13	10/28/21 10/29/21	2,500,000.00	2,464,160.16 2,476,111.22	2,236,132.80 89.45	2,241,631.43 5,498.63	(239,978.42)	1.86%	N --	1.18% 4.39% --	AA+ Aaa
UNITED STATES TREASURY 912828YQ7 1.62%	10/31/26 10/31/26 3.18	02/17/22 02/18/22	2,000,000.00	1,978,906.25 1,984,862.98	1,828,593.76 91.43	1,834,069.30 5,475.54	(156,269.22)	1.52%	N --	1.86% 4.42% --	AA+ Aaa
UNITED STATES TREASURY 912828YU8 1.62%	11/30/26 11/30/26 3.26	02/18/22 02/22/22	2,000,000.00	1,981,015.63 1,986,252.78	1,825,468.76 91.27	1,828,221.49 2,752.73	(160,784.02)	1.51%	N --	1.83% 4.40% --	AA+ Aaa
UNITED STATES TREASURY 91282CDK4 1.25%	11/30/26 11/30/26 3.28	03/09/22 03/11/22	2,400,000.00	2,332,312.50 2,350,472.49	2,161,687.49 90.07	2,164,228.47 2,540.98	(188,785.00)	1.79%	N --	1.88% 4.41% --	AA+ Aaa
UNITED STATES TREASURY 91282CDQ1 1.25%	12/31/26 12/31/26 3.36	01/27/22 01/28/22	2,000,000.00	1,963,906.25 1,974,066.65	1,799,453.12 89.97	1,799,521.05 67.93	(174,613.53)	1.49%	N --	1.63% 4.37% --	AA+ Aaa
UNITED STATES TREASURY 912828V98 2.25%	02/15/27 02/15/27 3.39	03/29/22 03/30/22	2,000,000.00	1,971,562.50 1,978,573.73	1,859,140.62 92.96	1,876,046.70 16,906.08	(119,433.11)	1.55%	N --	2.56% 4.37% --	AA+ Aaa
UNITED STATES TREASURY 912828ZB9 1.12%	02/28/27 02/28/27 3.51	06/09/22 06/10/22	2,000,000.00	1,829,687.50 1,865,749.17	1,784,062.50 89.20	1,791,582.88 7,520.38	(81,686.67)	1.48%	N --	3.08% 4.34% --	AA+ Aaa

Portfolio Holdings

04/01/2023 to 06/30/2023

Description Identifier Coupon	Effective Maturity Final Maturity Duration	Trade Date Settle Date	Par Value	Original Cost Book Value	Market Value Market Price	MV + Accrued Accrued Balance	Net Unrealized Gain/Loss	% of Market Value	Callable Next Call Date	Book Yield YTM YTC	S&P Moody's
UNITED STATES TREASURY 912828ZN3 0.50%	04/30/27 04/30/27 3.72	06/09/22 06/10/22	2,000,000.00	1,767,812.50 1,815,169.13	1,732,890.62 86.64	1,734,575.40 1,684.78	(82,278.51)	1.44%	N --	3.08% 4.32% --	AA+ Aaa
UNITED STATES TREASURY 912828ZS2 0.50%	05/31/27 05/31/27 3.80	08/29/22 08/30/22	2,600,000.00	2,280,992.19 2,333,626.08	2,246,968.75 86.42	2,248,069.84 1,101.09	(86,657.33)	1.86%	N --	3.31% 4.30% --	AA+ Aaa
UNITED STATES TREASURY 912828ZV5 0.50%	06/30/27 06/30/27 3.88	11/28/22 11/29/22	2,250,000.00	1,925,507.81 1,964,028.15	1,939,394.52 86.20	1,939,425.09 30.57	(24,633.63)	1.61%	N --	3.97% 4.29% --	AA+ Aaa
UNITED STATES TREASURY 91282CEW7 3.25%	06/30/27 06/30/27 3.70	08/29/22 08/30/22	3,500,000.00	3,491,796.88 3,493,212.20	3,365,058.58 96.14	3,365,367.69 309.10	(128,153.61)	2.79%	N --	3.30% 4.31% --	AA+ Aaa
UNITED STATES TREASURY 9128282R0 2.25%	08/15/27 08/15/27 3.84	05/01/23 05/03/23	2,000,000.00	1,887,812.50 1,891,800.36	1,848,125.00 92.41	1,865,031.08 16,906.08	(43,675.36)	1.54%	N --	3.68% 4.28% --	AA+ Aaa
UNITED STATES TREASURY 91282CAH4 0.50%	08/31/27 08/31/27 4.03	11/28/22 11/29/22	4,250,000.00	3,618,476.56 3,690,261.55	3,644,707.01 85.76	3,651,809.59 7,102.58	(45,554.54)	3.02%	N --	3.96% 4.27% --	AA+ Aaa
UNITED STATES TREASURY 91282CAL5 0.38%	09/30/27 09/30/27 4.13	11/28/22 11/29/22	4,350,000.00	3,676,089.84 3,751,425.61	3,700,728.53 85.07	3,704,828.94 4,100.41	(50,697.09)	3.07%	N --	3.92% 4.25% --	AA+ Aaa
UNITED STATES TREASURY 91282CGC9 3.88%	12/31/27 12/31/27 4.08	03/10/23 03/14/23	1,400,000.00	1,389,445.31 1,390,111.21	1,379,929.68 98.57	1,380,077.10 147.42	(10,181.53)	1.14%	N --	4.05% 4.23% --	AA+ Aaa
UNITED STATES TREASURY 91282CBJ9 0.75%	01/31/28 01/31/28 4.40	03/10/23 03/14/23	1,000,000.00	856,171.88 864,271.16	857,421.88 85.74	860,550.33 3,128.45	(6,849.28)	0.71%	N --	4.02% 4.20% --	AA+ Aaa
UNITED STATES TREASURY 9128283W8 2.75%	02/15/28 02/15/28 4.23	03/10/23 03/14/23	3,000,000.00	2,830,195.31 2,839,703.90	2,818,242.18 93.94	2,849,236.66 30,994.48	(21,461.72)	2.36%	N --	4.03% 4.20% --	AA+ Aaa
UNITED STATES TREASURY 91282CBZ3 1.25%	04/30/28 04/30/28 4.59	06/22/23 06/26/23	3,000,000.00	2,629,101.56 2,630,051.11	2,619,257.82 87.31	2,625,575.75 6,317.93	(10,793.29)	2.17%	N --	4.09% 4.18% --	AA+ Aaa
UNITED STATES TREASURY 91282CHA2 3.50%	04/30/28 04/30/28 4.37	05/01/23 05/03/23	3,500,000.00	3,482,773.44 3,483,285.86	3,399,375.00 97.12	3,420,013.59 20,638.59	(83,910.86)	2.83%	N --	3.61% 4.16% --	AA+ Aaa
US GOV TOTAL	07/02/26 07/02/26 2.85	-- --	93,460,000.00	\$89,973,421.32 \$90,208,102.75	\$85,994,842.75 92.19	\$86,254,206.35 \$259,363.60	(\$4,213,260.00)	71.44%	N --	2.42% 4.62% --	AA+ Aaa
GSE								0.00%			

Portfolio Holdings

04/01/2023 to 06/30/2023

Description Identifier Coupon	Effective Maturity Final Maturity Duration	Trade Date Settle Date	Par Value	Original Cost Book Value	Market Value Market Price	MV + Accrued Accrued Balance	Net Unrealized Gain/Loss	% of Market Value	Callable Next Call Date	Book Yield YTM YTC	S&P Moody's
FEDERAL FARM CREDIT BANKS FUNDING CORP 3133EKVV4 1.85%	07/26/24 07/26/24 1.03	08/26/19 08/28/19	850,000.00	\$864,110.00 \$853,160.46	\$818,055.31 96.24	\$824,825.79 \$6,770.49	(\$35,105.16)	0.68%	N --	1.50% 5.51% --	AA+ Aaa
FEDERAL HOME LOAN BANKS 3130AGWK7 1.50%	08/15/24 08/15/24 1.08	08/15/19 08/16/19	500,000.00	498,825.00 499,727.75	479,519.00 95.90	482,352.33 2,833.33	(20,208.75)	0.40%	N --	1.55% 5.30% --	AA+ Aaa
FEDERAL HOME LOAN MORTGAGE CORP 3137EAEP0 1.50%	02/12/25 02/12/25 1.55	02/13/20 02/14/20	2,250,000.00	2,248,267.50 2,249,424.95	2,123,597.12 94.38	2,136,628.36 13,031.25	(125,827.83)	1.77%	N --	1.52% 5.17% --	AA+ Aaa
FEDERAL HOME LOAN BANKS 3130AJHU6 0.50%	04/14/25 04/14/25 1.74	04/15/20 04/16/20	1,000,000.00	995,040.00 998,208.50	925,027.69 92.50	926,097.13 1,069.44	(73,180.81)	0.77%	N --	0.60% 4.93% --	AA+ Aaa
FEDERAL HOME LOAN MORTGAGE CORP 3137EAEU9 0.38%	07/21/25 07/21/25 2.00	07/21/20 07/23/20	1,045,000.00	1,039,795.90 1,042,843.55	953,248.17 91.22	954,989.84 1,741.67	(89,595.38)	0.79%	N --	0.48% 4.91% --	AA+ Aaa
FEDERAL NATIONAL MORTGAGE ASSOCIATION 3135G05X7 0.38%	08/25/25 08/25/25 2.09	08/25/20 08/27/20	1,675,000.00	1,667,161.00 1,671,600.08	1,523,831.75 90.98	1,526,030.19 2,198.44	(147,768.33)	1.26%	N --	0.47% 4.84% --	AA+ Aaa
FEDERAL HOME LOAN MORTGAGE CORP 3137EAEX3 0.38%	09/23/25 09/23/25 2.17	10/14/20 10/16/20	1,500,000.00	1,494,735.00 1,497,609.18	1,360,742.74 90.72	1,362,274.00 1,531.25	(136,866.43)	1.13%	N --	0.45% 4.81% --	AA+ Aaa
GSE TOTAL	04/21/25 04/21/25 1.75	-- --	8,820,000.00	\$8,807,934.40 \$8,812,574.48	\$8,184,021.79 92.84	\$8,213,197.65 \$29,175.87	(\$628,552.70)	6.80%	N --	0.91% 5.03% --	AA+ Aaa
MUNI								0.00%			
NEW YORK N Y CITY HSG DEV CORP MULTIFAMILY HSG REV 64972CZ71 3.17%	11/01/23 11/01/23 0.33	03/08/19 03/12/19	2,000,000.00	\$2,021,700.00 \$2,001,663.32	\$1,983,520.00 99.18	\$1,994,090.00 \$10,570.00	(\$18,143.32)	1.65%	N --	2.92% 5.64% --	AA+ Aa2
ARIZONA ST TRANSN BRD HWY REV 040654XU4 1.96%	07/01/24 07/01/24 0.96	01/10/20 02/12/20	1,825,000.00	1,825,000.00 1,825,000.00	1,761,471.75 96.52	1,779,338.50 17,866.75	(63,528.25)	1.47%	N --	1.96% 5.58% --	AA+ Aa1

Portfolio Holdings

04/01/2023 to 06/30/2023

Description Identifier Coupon	Effective Maturity Final Maturity Duration	Trade Date Settle Date	Par Value	Original Cost Book Value	Market Value Market Price	MV + Accrued Accrued Balance	Net Unrealized Gain/Loss	% of Market Value	Callable Next Call Date	Book Yield YTM YTC	S&P Moody's
FLORIDA ST BRD ADMIN FIN CORP REV 341271AD6 1.26%	07/01/25 07/01/25 1.92	04/22/22 04/26/22	2,000,000.00	1,868,740.00 1,915,816.53	1,846,520.00 92.33	1,859,100.00 12,580.00	(69,296.53)	1.54%	N --	3.45% 5.35% --	AA Aa3
MARYLAND ST 574193TR9 0.66%	08/01/25 08/01/25 2.02	08/03/20 08/05/20	1,725,000.00	1,725,000.00 1,725,000.00	1,576,753.50 91.41	1,581,497.25 4,743.75	(148,246.50)	1.31%	N --	0.66% 5.05% --	AAA Aaa
LINCOLN NEB ELEC SYS REV 534272M22 0.70%	09/01/25 09/01/25 2.10	09/03/20 09/23/20	575,000.00	575,000.00 575,000.00	522,692.25 90.90	524,043.50 1,351.25	(52,307.75)	0.43%	N --	0.71% 5.19% --	AA NA
JEFFERSON CNTY COLO SCH DIST NO R-001 4727362S5 0.73%	12/15/25 12/15/25 2.38	12/10/20 12/22/20	1,880,000.00	1,880,000.00 1,880,000.00	1,693,259.60 90.07	1,693,869.56 609.96	(186,740.40)	1.40%	N --	0.73% 5.08% --	AA Aa2
RHODE ISLAND HSG & MTG FIN CORP 76221R2H5 3.60%	04/01/26 04/01/26 2.55	04/27/22 05/12/22	1,455,000.00	1,455,000.00 1,455,000.00	1,383,705.00 95.10	1,396,800.00 13,095.00	(71,295.00)	1.16%	N --	3.60% 5.54% --	AA+ Aa1
DALLAS TEX INDPT SCH DIST 235308H97 5.00%	02/15/27 02/15/27 3.22	03/09/22 03/23/22	1,500,000.00	1,704,285.00 1,653,182.21	1,507,455.00 100.50	1,535,788.33 28,333.33	(145,727.21)	1.27%	N --	2.06% 4.85% --	AAA Aaa
RHODE ISLAND HSG & MTG FIN CORP 76221R2K8 3.75%	04/01/27 04/01/27 3.40	05/12/22 05/12/22	400,000.00	400,000.00 400,000.00	377,736.00 94.43	381,486.00 3,750.00	(22,264.00)	0.32%	N --	3.75% 5.41% --	AA+ Aa1
CONNECTICUT ST 20772KTJ8 5.05%	05/15/27 05/15/27 3.48	06/01/23 06/22/23	550,000.00	560,560.00 560,497.32	555,863.00 101.07	556,557.38 694.38	(4,634.32)	0.46%	N --	4.51% 4.74% --	AA- Aa3
MUNI TOTAL	08/02/25 08/02/25 1.95	-- --	13,910,000.00	\$14,015,285.00 \$13,991,159.38	\$13,208,976.10 95.12	\$13,302,570.51 \$93,594.41	(\$782,183.28)	11.02%	N --	2.26% 5.29% --	AA+ Aa2
CORP								0.00%			
NATIONAL SECURITIES CLEARING CORP 637639AGO 5.05%	11/21/24 11/21/24 1.32	11/14/22 11/21/22	2,950,000.00	\$2,949,321.50 \$2,949,522.13	\$2,926,788.60 99.21	\$2,943,341.38 \$16,552.78	(\$22,733.53)	2.44%	N --	5.06% 5.64% --	AA+ Aaa
WALMART INC 931142EW9 3.90%	09/09/25 09/09/25 2.05	09/06/22 09/09/22	2,915,000.00	2,912,959.50 2,913,487.81	2,856,384.89 97.99	2,891,753.56 35,368.67	(57,102.93)	2.40%	N --	3.92% 4.88% --	AA Aa2

Portfolio Holdings

04/01/2023 to 06/30/2023

Description Identifier Coupon	Effective Maturity Final Maturity Duration	Trade Date Settle Date	Par Value	Original Cost Book Value	Market Value Market Price	MV + Accrued Accrued Balance	Net Unrealized Gain/Loss	% of Market Value	Callable Next Call Date	Book Yield YTM YTC	S&P Moody's
METROPOLITAN LIFE GLOBAL FUNDING I 592179KD6 5.00%	01/06/26 01/06/26 2.28	01/03/23 01/06/23	1,330,000.00	1,330,000.00 1,330,000.00	1,315,448.80 98.91	1,347,775.19 32,326.39	(14,551.20)	1.12%	N --	5.00% 5.47% --	AA- Aa3
PROCTER & GAMBLE CO 742718FY0 4.10%	01/26/26 01/26/26 2.37	01/23/23 01/26/23	1,425,000.00	1,424,045.25 1,424,175.49	1,407,349.24 98.76	1,432,504.45 25,155.21	(16,826.26)	1.19%	N --	4.12% 4.62% --	AA- Aa3
APPLE INC 037833ES5 4.42%	05/08/26 05/08/26 1.10	05/08/23 05/10/23	4,050,000.00	4,050,000.00 4,050,000.00	4,031,349.91 99.54	4,056,715.40 25,365.49	(18,650.09)	3.36%	Y 05/08/24	4.42% 4.59% 4.97%	AA+ Aaa
CORP TOTAL	10/17/25 10/17/25 1.64	-- --	12,670,000.00	\$12,666,326.25 \$12,667,185.44	\$12,537,321.44 98.95	\$12,672,089.97 \$134,768.53	(\$129,864.00)	10.50%	--	4.48% 5.00% 4.97%	AA Aa1
LGIP								0.00%			
COLOTRUST PLUS + FUND SF8888726 0.00%	06/30/23 06/30/23	-- --	291,614.15	\$291,614.15 \$291,614.15	\$291,614.15 1.00	\$291,614.15 \$0.00	\$0.00	0.24%	N --	5.22% -- --	AAA m NA
LGIP TOTAL	06/30/23 06/30/23	-- --	291,614.15	\$291,614.15 \$291,614.15	\$291,614.15 1.00	\$291,614.15 \$0.00	\$0.00	0.24%	N --	5.22% -- --	AAA m NA
PORTFOLIO TOTAL	03/27/26 03/27/26 2.55	-- --	129,152,066.23	\$125,755,033.20 \$125,971,088.28	\$120,217,228.31 93.05	\$120,734,130.72 \$516,902.41	(\$5,753,859.97)	100.00%	--	2.52% 4.76% 4.97%	AA+ Aaa

Transactions

04/01/2023 to 06/30/2023

Description Identifier	Current Units	Type	Trade Date	Settle Date	Price	Principal	Realized Gain/Loss	Broker	Amount
UNITED STATES TREASURY 9128282R0	2,000,000.00	Buy	05/01/23	05/03/23	94.391	\$1,887,812.50	\$0.00	BMOHARRIS	(\$1,897,384.32)
UNITED STATES TREASURY 91282CHA2	3,500,000.00	Buy	05/01/23	05/03/23	99.508	3,482,773.44	0.00	RBC	(3,483,772.08)
APPLE INC 037833ES5	4,050,000.00	Buy	05/08/23	05/10/23	100.000	4,050,000.00	0.00	GOLDMAN	(4,050,000.00)
UNITED STATES TREASURY 9128286S4	875,000.00	Buy	05/25/23	05/26/23	95.137	832,446.29	0.00	Wells	(833,914.53)
CONNECTICUT ST 20772KTJ8	550,000.00	Buy	06/01/23	06/22/23	101.920	560,560.00	0.00	MSSB	(560,560.00)
UNITED STATES TREASURY 91282CBZ3	3,000,000.00	Buy	06/22/23	06/26/23	87.637	2,629,101.56	0.00	CITIGROUP	(2,634,909.98)
UNITED STATES TREASURY 91282CHB0	3,000,000.00	Buy	06/22/23	06/26/23	97.879	2,936,367.19	0.00	CITIGROUP	(2,948,778.87)
Buy Total						\$16,379,060.98	\$0.00		(\$16,409,319.78)
UNITED STATES TREASURY 912828B66	(2,000,000.00)	Sell	05/01/23	05/03/23	98.301	(\$1,966,015.62)	(\$56,910.42)	Wells	\$1,977,714.52
UNITED STATES TREASURY 91282CBV2	(2,000,000.00)	Sell	05/01/23	05/03/23	95.848	(1,916,953.13)	(59,366.68)	Wells	1,917,321.98
UNITED STATES TREASURY 912828YY0	(2,500,000.00)	Sell	05/09/23	05/10/23	96.055	(2,401,367.19)	(118,813.51)	BMOHARRIS	2,417,078.52
UNITED STATES TREASURY 912828YV6	(1,400,000.00)	Sell	05/09/23	05/10/23	95.820	(1,341,484.38)	(75,771.27)	BMOHARRIS	1,350,772.84
UNITED STATES TREASURY 91282CCC3	(2,400,000.00)	Sell	06/22/23	06/23/23	95.590	(2,294,156.25)	(68,614.55)	CITIGROUP	2,294,792.12
FEDERAL NATIONAL MORTGAGE ASSOCIATION 3135G06H1	(1,415,000.00)	Sell	06/22/23	06/26/23	97.865	(1,384,789.75)	(29,984.84)	TDS	1,385,074.72
FEDERAL FARM CREDIT BANKS FUNDING CORP 3133EMRZ7	(1,500,000.00)	Sell	06/22/23	06/26/23	96.661	(1,449,915.00)	(49,964.31)	PIPERJAFF	1,451,165.00
UNITED STATES TREASURY 91282CCG4	(1,000,000.00)	Sell	06/22/23	06/26/23	95.234	(952,343.75)	(32,826.98)	Wells	952,418.89
Sell Total						(\$13,707,025.07)	(\$492,252.56)		\$13,746,338.59
METRO WASTEWTR RECLAMATION DIST COLO SWR REV 59164GEL2	(1,500,000.00)	Maturity	04/01/23	04/01/23	100.000	(\$1,500,000.00)	\$0.00	Maturity	\$1,500,000.00
APPLE INC 037833DV9	(540,000.00)	Maturity	05/11/23	05/11/23	100.000	(540,000.00)	0.00	Maturity	540,000.00
Maturity Total						(\$2,040,000.00)	\$0.00		\$2,040,000.00

Income

04/01/2023 to 06/30/2023

Description Identifier	Final Maturity	Current Units	Interest Income	Realized Gain Realized Loss	Accretion Income	Amortization Expense	Misc Income	Net Income	Interest Received Interest Due
APPLE INC 037833DV9	05/11/23	0.00	\$450.00	\$0.00 \$0.00	\$54.67	\$0.00	\$0.00	\$504.67	\$2,025.00 \$0.00
APPLE INC 037833E55	05/08/26	4,050,000.00	25,365.49	0.00 0.00	0.00	0.00	0.00	25,365.49	0.00 0.00
ARIZONA ST TRANSN BRD HWY REV 040654XU4	07/01/24	1,825,000.00	8,933.38	0.00 0.00	0.00	0.00	0.00	8,933.38	0.00 0.00
CONNECTICUT ST 20772KTJ8	05/15/27	550,000.00	694.38	0.00 0.00	0.00	(62.68)	0.00	631.69	0.00 0.00
DALLAS TEX INDPT SCH DIST 235308H97	02/15/27	1,500,000.00	18,750.00	0.00 0.00	0.00	(10,209.80)	0.00	8,540.20	0.00 0.00
FEDERAL HOME LOAN BANKS 3130AGVK7	08/15/24	500,000.00	1,875.00	0.00 0.00	60.25	0.00	0.00	1,935.25	0.00 0.00
FEDERAL HOME LOAN BANKS 3130AJHU6	04/14/25	1,000,000.00	1,250.00	0.00 0.00	248.11	0.00	0.00	1,498.11	2,500.00 0.00
FEDERAL FARM CREDIT BANKS FUNDING CORP 3133EKVV4	07/26/24	850,000.00	3,931.25	0.00 0.00	0.00	(735.41)	0.00	3,195.84	0.00 0.00
FEDERAL FARM CREDIT BANKS FUNDING CORP 3133EMRZ7	02/26/24	0.00	885.42	0.00 (49,964.31)	42.85	0.00	0.00	(49,036.05)	0.00 0.00
FEDERAL NATIONAL MORTGAGE ASSOCIATION 3135G05X7	08/25/25	1,675,000.00	1,570.31	0.00 0.00	395.00	0.00	0.00	1,965.32	0.00 0.00
FEDERAL NATIONAL MORTGAGE ASSOCIATION 3135G06H1	11/27/23	0.00	835.25	0.00 (29,984.84)	127.12	0.00	0.00	(29,022.48)	1,768.75 0.00
FEDERAL HOME LOAN MORTGAGE CORP 3137EAEPO	02/12/25	2,250,000.00	8,437.50	0.00 0.00	88.20	0.00	0.00	8,525.70	0.00 0.00
FEDERAL HOME LOAN MORTGAGE CORP 3137EAEU9	07/21/25	1,045,000.00	979.69	0.00 0.00	262.24	0.00	0.00	1,241.92	0.00 0.00
FEDERAL HOME LOAN MORTGAGE CORP 3137EAEX3	09/23/25	1,500,000.00	1,406.25	0.00 0.00	264.00	0.00	0.00	1,670.25	0.00 0.00
FLORIDA ST BRD ADMIN FIN CORP REV 341271AD6	07/01/25	2,000,000.00	6,290.00	0.00 0.00	10,135.80	0.00	0.00	16,425.80	0.00 0.00
JEFFERSON CNTY COLO SCH DIST NO R-001 4727362S5	12/15/25	1,880,000.00	3,431.00	0.00 0.00	0.00	0.00	0.00	3,431.00	6,862.00 0.00
LINCOLN NEB ELEC SYS REV 534272M22	09/01/25	575,000.00	1,013.44	0.00 0.00	0.00	0.00	0.00	1,013.44	0.00 0.00
MARYLAND ST 574193TR9	08/01/25	1,725,000.00	2,846.25	0.00 0.00	0.00	0.00	0.00	2,846.25	0.00 0.00
METRO WASTEWTR RECLAMATION DIST COLO SWR REV 59164GEL2	04/01/23	0.00	0.00	0.00 0.00	0.00	0.00	0.00	0.00	14,415.00 0.00

Income

04/01/2023 to 06/30/2023

Description Identifier	Final Maturity	Current Units	Interest Income	Realized Gain Realized Loss	Accretion Income	Amortization Expense	Misc Income	Net Income	Interest Received Interest Due
METROPOLITAN LIFE GLOBAL FUNDING I 592179KD6	01/06/26	1,330,000.00	16,625.00	0.00 0.00	0.00	0.00	0.00	16,625.00	0.00 0.00
NATIONAL SECURITIES CLEARING CORP 637639AG0	11/21/24	2,950,000.00	37,243.75	0.00 0.00	82.43	0.00	0.00	37,326.18	74,487.50 0.00
NEW YORK N Y CITY HSG DEV CORP MULTIFAMILY HSG REV 64972CZ71	11/01/23	2,000,000.00	15,855.00	0.00 0.00	0.00	(1,231.38)	0.00	14,623.62	31,710.00 0.00
PROCTER & GAMBLE CO 742718FY0	01/26/26	1,425,000.00	14,606.25	0.00 0.00	75.98	0.00	0.00	14,682.23	0.00 0.00
RHODE ISLAND HSG & MTG FIN CORP 76221R2H5	04/01/26	1,455,000.00	13,095.00	0.00 0.00	0.00	0.00	0.00	13,095.00	26,190.00 0.00
RHODE ISLAND HSG & MTG FIN CORP 76221R2K8	04/01/27	400,000.00	3,750.00	0.00 0.00	0.00	0.00	0.00	3,750.00	7,500.00 0.00
UNITED STATES TREASURY 9128282R0	08/15/27	2,000,000.00	7,334.26	0.00 0.00	3,987.86	0.00	0.00	11,322.12	0.00 0.00
UNITED STATES TREASURY 9128282Y5	09/30/24	2,000,000.00	10,566.94	0.00 0.00	807.40	0.00	0.00	11,374.34	0.00 0.00
UNITED STATES TREASURY 9128283J7	11/30/24	1,500,000.00	7,953.92	0.00 0.00	0.00	(4,652.02)	0.00	3,301.90	15,937.50 0.00
UNITED STATES TREASURY 9128283P3	12/31/24	1,000,000.00	5,655.06	0.00 0.00	0.00	(3,420.41)	0.00	2,234.66	11,250.00 0.00
UNITED STATES TREASURY 9128283W8	02/15/28	3,000,000.00	20,738.95	0.00 0.00	7,938.37	0.00	0.00	28,677.32	0.00 0.00
UNITED STATES TREASURY 9128285T3	12/31/25	2,000,000.00	13,195.15	0.00 0.00	0.00	(2,124.24)	0.00	11,070.91	26,250.00 0.00
UNITED STATES TREASURY 9128286S4	04/30/26	875,000.00	2,032.95	0.00 0.00	1,351.62	0.00	0.00	3,384.57	0.00 0.00
UNITED STATES TREASURY 9128286Z8	06/30/24	2,000,000.00	8,796.77	0.00 0.00	0.00	(1,487.36)	0.00	7,309.40	17,500.00 0.00
UNITED STATES TREASURY 912828B66	02/15/24	0.00	4,861.88	0.00 (56,910.42)	0.00	(2,563.72)	0.00	(54,612.25)	0.00 0.00
UNITED STATES TREASURY 912828J27	02/15/25	2,750,000.00	13,825.97	0.00 0.00	0.00	(10,503.89)	0.00	3,322.07	0.00 0.00
UNITED STATES TREASURY 912828V98	02/15/27	2,000,000.00	11,312.15	0.00 0.00	1,414.33	0.00	0.00	12,726.48	0.00 0.00
UNITED STATES TREASURY 912828W71	03/31/24	3,000,000.00	15,850.41	0.00 0.00	1,393.31	0.00	0.00	17,243.72	0.00 0.00
UNITED STATES TREASURY 912828XT2	05/31/24	2,050,000.00	10,230.92	0.00 0.00	0.00	(535.26)	0.00	9,695.66	20,500.00 0.00

Income

04/01/2023 to 06/30/2023

Description Identifier	Final Maturity	Current Units	Interest Income	Realized Gain Realized Loss	Accretion Income	Amortization Expense	Misc Income	Net Income	Interest Received Interest Due
UNITED STATES TREASURY 912828XZ8	06/30/25	2,000,000.00	13,823.49	0.00 0.00	0.00	(1,757.28)	0.00	12,066.21	27,500.00 0.00
UNITED STATES TREASURY 912828Y87	07/31/24	1,275,000.00	5,608.94	0.00 0.00	0.00	(845.18)	0.00	4,763.76	0.00 0.00
UNITED STATES TREASURY 912828Y95	07/31/26	1,700,000.00	8,012.78	0.00 0.00	6,963.77	0.00	0.00	14,976.55	0.00 0.00
UNITED STATES TREASURY 912828YD6	08/31/26	2,000,000.00	6,800.27	0.00 0.00	8,788.69	0.00	0.00	15,588.96	0.00 0.00
UNITED STATES TREASURY 912828YE4	08/31/24	500,000.00	1,545.52	0.00 0.00	0.00	(910.15)	0.00	635.36	0.00 0.00
UNITED STATES TREASURY 912828YH7	09/30/24	525,000.00	1,957.99	0.00 0.00	0.00	(1,549.11)	0.00	408.88	0.00 0.00
UNITED STATES TREASURY 912828YM6	10/31/24	1,400,000.00	5,220.36	0.00 0.00	0.00	(4,193.53)	0.00	1,026.83	10,500.00 0.00
UNITED STATES TREASURY 912828YQ7	10/31/26	2,000,000.00	8,079.13	0.00 0.00	1,093.57	0.00	0.00	9,172.70	16,250.00 0.00
UNITED STATES TREASURY 912828YU8	11/30/26	2,000,000.00	8,109.88	0.00 0.00	970.62	0.00	0.00	9,080.49	16,250.00 0.00
UNITED STATES TREASURY 912828YV6	11/30/24	0.00	1,044.64	0.00 (33,621.13)	0.00	(440.23)	0.00	(33,016.72)	0.00 0.00
UNITED STATES TREASURY 912828YV6	11/30/24	0.00	1,205.36	0.00 (42,150.14)	0.00	(738.97)	0.00	(41,683.75)	0.00 0.00
UNITED STATES TREASURY 912828YY0	12/31/24	0.00	942.68	0.00 (26,958.96)	0.00	(471.14)	0.00	(26,487.42)	0.00 0.00
UNITED STATES TREASURY 912828YY0	12/31/24	0.00	3,770.72	0.00 (91,854.55)	0.00	(839.73)	0.00	(88,923.56)	0.00 0.00
UNITED STATES TREASURY 912828ZB9	02/28/27	2,000,000.00	5,563.86	0.00 0.00	8,538.96	0.00	0.00	14,102.82	0.00 0.00
UNITED STATES TREASURY 912828ZF0	03/31/25	1,500,000.00	1,864.75	0.00 0.00	0.00	(590.82)	0.00	1,273.93	0.00 0.00
UNITED STATES TREASURY 912828ZL7	04/30/25	2,000,000.00	1,864.42	0.00 0.00	4,946.02	0.00	0.00	6,810.43	3,750.00 0.00
UNITED STATES TREASURY 912828ZN3	04/30/27	2,000,000.00	2,485.89	0.00 0.00	11,279.54	0.00	0.00	13,765.43	5,000.00 0.00
UNITED STATES TREASURY 912828ZS2	05/31/27	2,600,000.00	3,243.95	0.00 0.00	15,825.41	0.00	0.00	19,069.36	6,500.00 0.00
UNITED STATES TREASURY 912828ZV5	06/30/27	2,250,000.00	2,827.53	0.00 0.00	16,444.97	0.00	0.00	19,272.50	5,625.00 0.00

Income

04/01/2023 to 06/30/2023

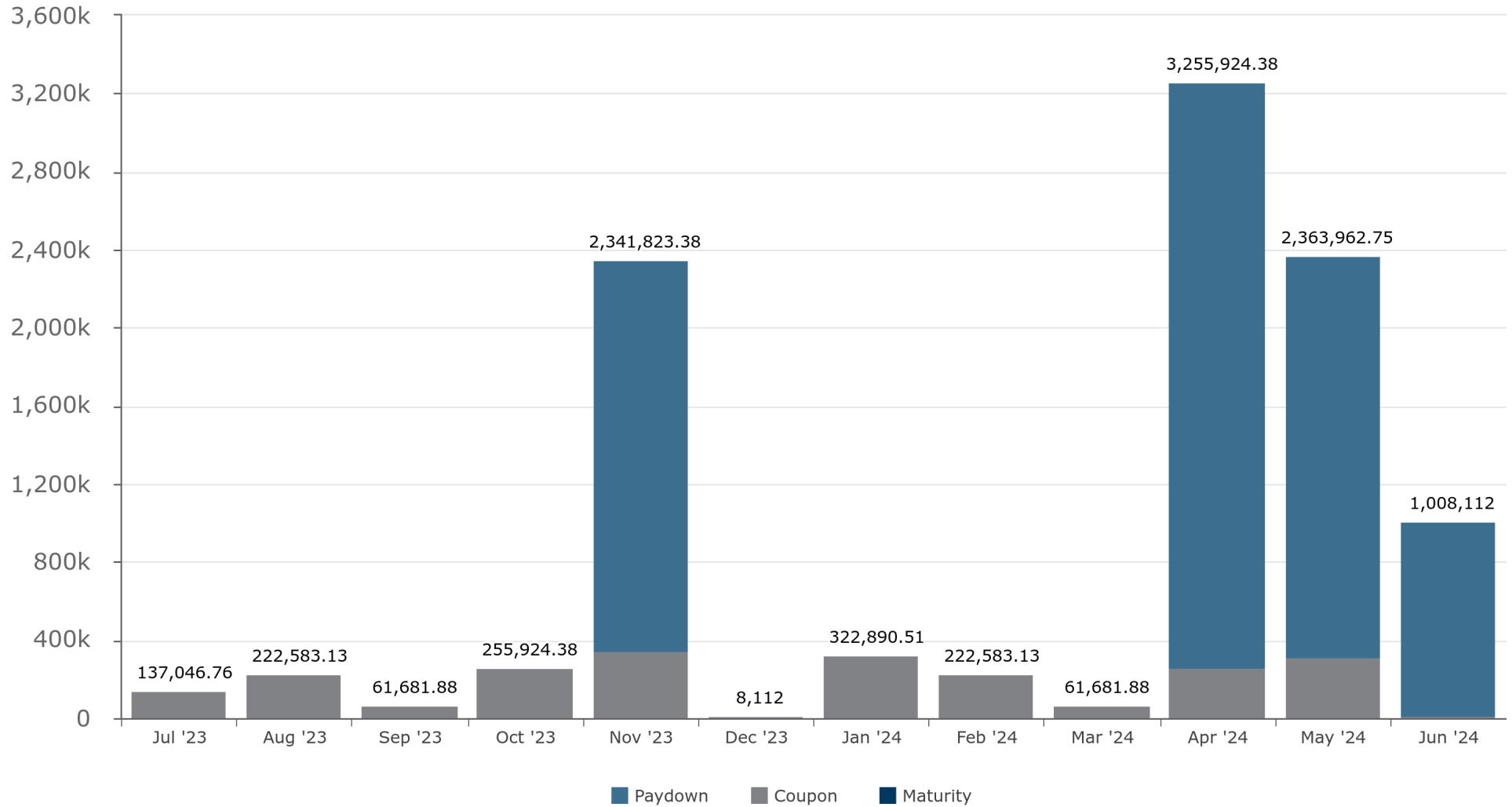
Description Identifier	Final Maturity	Current Units	Interest Income	Realized Gain Realized Loss	Accretion Income	Amortization Expense	Misc Income	Net Income	Interest Received Interest Due
UNITED STATES TREASURY 91282CAB7	07/31/25	1,000,000.00	628.45	0.00 0.00	631.47	0.00	0.00	1,259.92	0.00 0.00
UNITED STATES TREASURY 91282CAH4	08/31/27	4,250,000.00	5,254.76	0.00 0.00	30,492.40	0.00	0.00	35,747.16	0.00 0.00
UNITED STATES TREASURY 91282CAL5	09/30/27	4,350,000.00	4,055.84	0.00 0.00	32,224.40	0.00	0.00	36,280.24	0.00 0.00
UNITED STATES TREASURY 91282CAM3	09/30/25	1,000,000.00	621.58	0.00 0.00	864.25	0.00	0.00	1,485.83	0.00 0.00
UNITED STATES TREASURY 91282CAT8	10/31/25	750,000.00	466.10	0.00 0.00	806.78	0.00	0.00	1,272.89	937.50 0.00
UNITED STATES TREASURY 91282CAT8	10/31/25	1,000,000.00	621.47	0.00 0.00	3,838.55	0.00	0.00	4,460.02	1,250.00 0.00
UNITED STATES TREASURY 91282CBC4	12/31/25	650,000.00	612.63	0.00 0.00	499.81	0.00	0.00	1,112.45	1,218.75 0.00
UNITED STATES TREASURY 91282CBH3	01/31/26	1,185,000.00	1,117.08	0.00 0.00	669.00	0.00	0.00	1,786.08	0.00 0.00
UNITED STATES TREASURY 91282CBJ9	01/31/28	1,000,000.00	1,885.36	0.00 0.00	6,761.79	0.00	0.00	8,647.14	0.00 0.00
UNITED STATES TREASURY 91282CBQ3	02/28/26	1,250,000.00	1,545.52	0.00 0.00	1,065.12	0.00	0.00	2,610.63	0.00 0.00
UNITED STATES TREASURY 91282CBT7	03/31/26	1,500,000.00	2,797.13	0.00 0.00	112.64	0.00	0.00	2,909.78	0.00 0.00
UNITED STATES TREASURY 91282CBV2	04/15/24	0.00	657.31	0.00 (59,366.68)	2,165.64	0.00	0.00	(56,543.72)	3,750.00 0.00
UNITED STATES TREASURY 91282CBW0	04/30/26	1,300,000.00	2,423.74	0.00 0.00	398.43	0.00	0.00	2,822.17	4,875.00 0.00
UNITED STATES TREASURY 91282CBZ3	04/30/28	3,000,000.00	509.51	0.00 0.00	949.55	0.00	0.00	1,459.06	0.00 0.00
UNITED STATES TREASURY 91282CCC3	05/15/24	0.00	1,365.15	0.00 (68,614.55)	9,371.64	0.00	0.00	(57,877.76)	3,000.00 0.00
UNITED STATES TREASURY 91282CCF6	05/31/26	2,000,000.00	3,743.02	0.00 0.00	451.71	0.00	0.00	4,194.73	7,500.00 0.00
UNITED STATES TREASURY 91282CCG4	06/15/24	1,000,000.00	1,214.65	0.00 (32,826.98)	7,337.97	0.00	0.00	(24,274.36)	2,500.00 0.00
UNITED STATES TREASURY 91282CCZ2	09/30/26	2,500,000.00	5,438.87	0.00 0.00	1,793.91	0.00	0.00	7,232.77	0.00 0.00
UNITED STATES TREASURY 91282CDK4	11/30/26	2,400,000.00	7,486.04	0.00 0.00	3,494.05	0.00	0.00	10,980.09	15,000.00 0.00

Income

04/01/2023 to 06/30/2023

Description Identifier	Final Maturity	Current Units	Interest Income	Realized Gain Realized Loss	Accretion Income	Amortization Expense	Misc Income	Net Income	Interest Received Interest Due
UNITED STATES TREASURY 91282CDQ1	12/31/26	2,000,000.00	6,283.40	0.00 0.00	1,803.97	0.00	0.00	8,087.38	12,500.00 0.00
UNITED STATES TREASURY 91282CEW7	06/30/27	3,500,000.00	28,589.49	0.00 0.00	396.25	0.00	0.00	28,985.74	56,875.00 0.00
UNITED STATES TREASURY 91282CGC9	12/31/27	1,400,000.00	13,634.99	0.00 0.00	555.84	0.00	0.00	14,190.83	27,125.00 0.00
UNITED STATES TREASURY 91282CHA2	04/30/28	3,500,000.00	19,639.95	0.00 0.00	512.42	0.00	0.00	20,152.37	0.00 0.00
UNITED STATES TREASURY 91282CHB0	05/15/26	3,000,000.00	1,477.59	0.00 0.00	286.70	0.00	0.00	1,764.29	0.00 0.00
WALMART INC 931142EW9	09/09/25	2,915,000.00	28,421.25	0.00 0.00	163.27	0.00	0.00	28,584.52	0.00 0.00
Cash CCYUSD	06/30/23	452.08	0.00	0.00 0.00	0.00	0.00	0.00	(648.26)	0.00 0.00
COLOTRUST PLUS + FUND SF8888726	06/30/23	291,614.15	12,838.54	0.00 (0.00)	0.00	0.00	0.00	12,838.54	12,838.54 0.00
Portfolio Total		129,152,066.23	\$559,776.50	\$0.00 (\$492,252.56)	\$211,228.62	(\$49,862.31)	\$0.00	\$228,241.98	\$499,640.54 \$0.00

Cash Flow Forecast by Month for Next Year



Cash Flow Data

04/01/2023 to 06/30/2023

Account	Transaction Type	Identifier	Description	Post Date	Amount	Ending Cash Balance
Beginning						
Colorado Springs, City Of	MMFUND	SF8888726	COLOTRUST PLUS + FUND		\$322,699.55	\$322,699.55
Total	MMFUND				\$322,699.55	\$322,699.55
7/01/23 - 7/31/23						
Colorado Springs, City Of	Coupon	040654XU4	ARIZONA ST TRANSN BRD HWY REV	07/03/23	\$17,866.75	\$340,566.30
Colorado Springs, City Of	Coupon	341271AD6	FLORIDA ST BRD ADMIN FIN CORP REV	07/03/23	12,580.00	353,146.30
Colorado Springs, City Of	Coupon	592179KD6	METROPOLITAN LIFE GLOBAL FUNDING I	07/06/23	33,250.00	386,396.30
Colorado Springs, City Of	Coupon	3137EAEU9	FEDERAL HOME LOAN MORTGAGE CORP	07/21/23	1,959.38	388,355.68
Colorado Springs, City Of	Coupon	3133EKVVV4	FEDERAL FARM CREDIT BANKS FUNDING CORP	07/26/23	7,862.50	396,218.18
Colorado Springs, City Of	Coupon	742718FY0	PROCTER & GAMBLE CO	07/26/23	29,212.50	425,430.68
Colorado Springs, City Of	Coupon	91282CAB7	UNITED STATES TREASURY	07/31/23	1,250.00	426,680.68
Colorado Springs, City Of	Coupon	91282CBH3	UNITED STATES TREASURY	07/31/23	2,221.88	428,902.56
Colorado Springs, City Of	Coupon	91282CBJ9	UNITED STATES TREASURY	07/31/23	3,750.00	432,652.56
Colorado Springs, City Of	Coupon	912828Y87	UNITED STATES TREASURY	07/31/23	11,156.25	443,808.81
Colorado Springs, City Of	Coupon	912828Y95	UNITED STATES TREASURY	07/31/23	15,937.50	459,746.31
Total					\$137,046.76	\$459,746.31
8/01/23 - 8/31/23						
Colorado Springs, City Of	Coupon	574193TR9	MARYLAND ST	08/01/23	\$5,692.50	\$465,438.81
Colorado Springs, City Of	Coupon	3137EAEU9	FEDERAL HOME LOAN MORTGAGE CORP	08/14/23	16,875.00	482,313.81
Colorado Springs, City Of	Coupon	3130AGWK7	FEDERAL HOME LOAN BANKS	08/15/23	3,750.00	486,063.81
Colorado Springs, City Of	Coupon	912828V98	UNITED STATES TREASURY	08/15/23	22,500.00	508,563.81
Colorado Springs, City Of	Coupon	9128282R0	UNITED STATES TREASURY	08/15/23	22,500.00	531,063.81
Colorado Springs, City Of	Coupon	912828J27	UNITED STATES TREASURY	08/15/23	27,500.00	558,563.81
Colorado Springs, City Of	Coupon	235308H97	DALLAS TEX INDPT SCH DIST	08/15/23	37,500.00	596,063.81
Colorado Springs, City Of	Coupon	9128283W8	UNITED STATES TREASURY	08/15/23	41,250.00	637,313.81
Colorado Springs, City Of	Coupon	3135G05X7	FEDERAL NATIONAL MORTGAGE ASSOCIATION	08/25/23	3,140.63	640,454.44
Colorado Springs, City Of	Coupon	912828YE4	UNITED STATES TREASURY	08/31/23	3,125.00	643,579.44
Colorado Springs, City Of	Coupon	91282CBQ3	UNITED STATES TREASURY	08/31/23	3,125.00	646,704.44
Colorado Springs, City Of	Coupon	91282CAH4	UNITED STATES TREASURY	08/31/23	10,625.00	657,329.44
Colorado Springs, City Of	Coupon	912828ZB9	UNITED STATES TREASURY	08/31/23	11,250.00	668,579.44
Colorado Springs, City Of	Coupon	912828YD6	UNITED STATES TREASURY	08/31/23	13,750.00	682,329.44
Total					\$222,583.13	\$682,329.44
9/01/23 - 9/30/23						
Colorado Springs, City Of	Coupon	534272M22	LINCOLN NEB ELEC SYS REV	09/01/23	\$2,026.88	\$684,356.32

Cash Flow Data

04/01/2023 to 06/30/2023

Account	Transaction Type	Identifier	Description	Post Date	Amount	Ending Cash Balance
Colorado Springs, City Of	Coupon	931142EW9	WALMART INC	09/11/23	56,842.50	741,198.82
Colorado Springs, City Of	Coupon	3137EAEX3	FEDERAL HOME LOAN MORTGAGE CORP	09/25/23	2,812.50	744,011.32
Total					\$61,681.88	\$744,011.32
10/01/23 - 10/31/23						
Colorado Springs, City Of	Coupon	91282CAM3	UNITED STATES TREASURY	10/02/23	\$1,250.00	\$745,261.32
Colorado Springs, City Of	Coupon	91282ZFO	UNITED STATES TREASURY	10/02/23	3,750.00	749,011.32
Colorado Springs, City Of	Coupon	912828YH7	UNITED STATES TREASURY	10/02/23	3,937.50	752,948.82
Colorado Springs, City Of	Coupon	91282CBT7	UNITED STATES TREASURY	10/02/23	5,625.00	758,573.82
Colorado Springs, City Of	Coupon	76221R2K8	RHODE ISLAND HSG & MTG FIN CORP	10/02/23	7,500.00	766,073.82
Colorado Springs, City Of	Coupon	91282CAL5	UNITED STATES TREASURY	10/02/23	8,156.25	774,230.07
Colorado Springs, City Of	Coupon	91282CCZ2	UNITED STATES TREASURY	10/02/23	10,937.50	785,167.57
Colorado Springs, City Of	Coupon	9128282Y5	UNITED STATES TREASURY	10/02/23	21,250.00	806,417.57
Colorado Springs, City Of	Coupon	76221R2H5	RHODE ISLAND HSG & MTG FIN CORP	10/02/23	26,190.00	832,607.57
Colorado Springs, City Of	Coupon	912828W71	UNITED STATES TREASURY	10/02/23	31,875.00	864,482.57
Colorado Springs, City Of	Coupon	3130AJHU6	FEDERAL HOME LOAN BANKS	10/16/23	2,500.00	866,982.57
Colorado Springs, City Of	Coupon	91282CAT8	UNITED STATES TREASURY	10/31/23	937.50	867,920.07
Colorado Springs, City Of	Coupon	91282CAT8	UNITED STATES TREASURY	10/31/23	1,250.00	869,170.07
Colorado Springs, City Of	Coupon	912828ZL7	UNITED STATES TREASURY	10/31/23	3,750.00	872,920.07
Colorado Springs, City Of	Coupon	91282CBW0	UNITED STATES TREASURY	10/31/23	4,875.00	877,795.07
Colorado Springs, City Of	Coupon	912828ZN3	UNITED STATES TREASURY	10/31/23	5,000.00	882,795.07
Colorado Springs, City Of	Coupon	9128286S4	UNITED STATES TREASURY	10/31/23	10,390.63	893,185.70
Colorado Springs, City Of	Coupon	912828YM6	UNITED STATES TREASURY	10/31/23	10,500.00	903,685.70
Colorado Springs, City Of	Coupon	912828YQ7	UNITED STATES TREASURY	10/31/23	16,250.00	919,935.70
Colorado Springs, City Of	Coupon	91282CBZ3	UNITED STATES TREASURY	10/31/23	18,750.00	938,685.70
Colorado Springs, City Of	Coupon	91282CHA2	UNITED STATES TREASURY	10/31/23	61,250.00	999,935.70
Total					\$255,924.38	\$999,935.70
11/01/23 - 11/30/23						
Colorado Springs, City Of	Coupon	64972CZ71	NEW YORK N Y CITY HSG DEV CORP MULTIFAMILY HSG REV	11/01/23	\$31,710.00	\$1,031,645.70
Colorado Springs, City Of	Final Maturity	64972CZ71	NEW YORK N Y CITY HSG DEV CORP MULTIFAMILY HSG REV	11/01/23	2,000,000.00	3,031,645.70
Colorado Springs, City Of	Coupon	037833ES5	APPLE INC	11/08/23	88,530.53	3,120,176.23
Colorado Springs, City Of	Coupon	20772KTJ8	CONNECTICUT ST	11/15/23	11,032.85	3,131,209.08
Colorado Springs, City Of	Coupon	91282CHB0	UNITED STATES TREASURY	11/15/23	54,375.00	3,185,584.08
Colorado Springs, City Of	Coupon	637639AG0	NATIONAL SECURITIES CLEARING CORP	11/21/23	74,487.50	3,260,071.58

Cash Flow Data

04/01/2023 to 06/30/2023

Account	Transaction Type	Identifier	Description	Post Date	Amount	Ending Cash Balance
Colorado Springs, City Of	Coupon	91282ZS2	UNITED STATES TREASURY	11/30/23	6,500.00	3,266,571.58
Colorado Springs, City Of	Coupon	91282CCF6	UNITED STATES TREASURY	11/30/23	7,500.00	3,274,071.58
Colorado Springs, City Of	Coupon	91282CDK4	UNITED STATES TREASURY	11/30/23	15,000.00	3,289,071.58
Colorado Springs, City Of	Coupon	9128283J7	UNITED STATES TREASURY	11/30/23	15,937.50	3,305,009.08
Colorado Springs, City Of	Coupon	912828YU8	UNITED STATES TREASURY	11/30/23	16,250.00	3,321,259.08
Colorado Springs, City Of	Coupon	912828XT2	UNITED STATES TREASURY	11/30/23	20,500.00	3,341,759.08
Total					\$2,341,823.38	\$3,341,759.08
12/01/23 - 12/31/23						
Colorado Springs, City Of	Coupon	91282CCG4	UNITED STATES TREASURY	12/15/23	\$1,250.00	\$3,343,009.08
Colorado Springs, City Of	Coupon	4727362S5	JEFFERSON CNTY COLO SCH DIST NO R-001	12/15/23	6,862.00	3,349,871.08
Total					\$8,112.00	\$3,349,871.08
1/01/24 - 1/31/24						
Colorado Springs, City Of	Coupon	91282CBC4	UNITED STATES TREASURY	01/02/24	\$1,218.75	\$3,351,089.83
Colorado Springs, City Of	Coupon	912828ZV5	UNITED STATES TREASURY	01/02/24	5,625.00	3,356,714.83
Colorado Springs, City Of	Coupon	9128283P3	UNITED STATES TREASURY	01/02/24	11,250.00	3,367,964.83
Colorado Springs, City Of	Coupon	91282CDQ1	UNITED STATES TREASURY	01/02/24	12,500.00	3,380,464.83
Colorado Springs, City Of	Coupon	341271AD6	FLORIDA ST BRD ADMIN FIN CORP REV	01/02/24	12,580.00	3,393,044.83
Colorado Springs, City Of	Coupon	9128286Z8	UNITED STATES TREASURY	01/02/24	17,500.00	3,410,544.83
Colorado Springs, City Of	Coupon	040654XU4	ARIZONA ST TRANSN BRD HWY REV	01/02/24	17,866.75	3,428,411.58
Colorado Springs, City Of	Coupon	9128285T3	UNITED STATES TREASURY	01/02/24	26,250.00	3,454,661.58
Colorado Springs, City Of	Coupon	91282CGC9	UNITED STATES TREASURY	01/02/24	27,125.00	3,481,786.58
Colorado Springs, City Of	Coupon	912828XZ8	UNITED STATES TREASURY	01/02/24	27,500.00	3,509,286.58
Colorado Springs, City Of	Coupon	91282CEW7	UNITED STATES TREASURY	01/02/24	56,875.00	3,566,161.58
Colorado Springs, City Of	Coupon	592179KD6	METROPOLITAN LIFE GLOBAL FUNDING I	01/08/24	33,250.00	3,599,411.58
Colorado Springs, City Of	Coupon	3137EAEU9	FEDERAL HOME LOAN MORTGAGE CORP	01/22/24	1,959.38	3,601,370.96
Colorado Springs, City Of	Coupon	3133EKVV4	FEDERAL FARM CREDIT BANKS FUNDING CORP	01/26/24	7,862.50	3,609,233.46
Colorado Springs, City Of	Coupon	742718FY0	PROCTER & GAMBLE CO	01/26/24	29,212.50	3,638,445.96
Colorado Springs, City Of	Coupon	91282CAB7	UNITED STATES TREASURY	01/31/24	1,250.00	3,639,695.96
Colorado Springs, City Of	Coupon	91282CBH3	UNITED STATES TREASURY	01/31/24	2,221.88	3,641,917.84
Colorado Springs, City Of	Coupon	91282CBJ9	UNITED STATES TREASURY	01/31/24	3,750.00	3,645,667.84
Colorado Springs, City Of	Coupon	912828Y87	UNITED STATES TREASURY	01/31/24	11,156.25	3,656,824.09
Colorado Springs, City Of	Coupon	912828Y95	UNITED STATES TREASURY	01/31/24	15,937.50	3,672,761.59
Total					\$322,890.51	\$3,672,761.59
2/01/24 - 2/28/24						

Cash Flow Data

04/01/2023 to 06/30/2023

Account	Transaction Type	Identifier	Description	Post Date	Amount	Ending Cash Balance
Colorado Springs, City Of	Coupon	574193TR9	MARYLAND ST	02/01/24	\$5,692.50	\$3,678,454.09
Colorado Springs, City Of	Coupon	3137EAEP0	FEDERAL HOME LOAN MORTGAGE CORP	02/12/24	16,875.00	3,695,329.09
Colorado Springs, City Of	Coupon	3130AGWK7	FEDERAL HOME LOAN BANKS	02/15/24	3,750.00	3,699,079.09
Colorado Springs, City Of	Coupon	912828V98	UNITED STATES TREASURY	02/15/24	22,500.00	3,721,579.09
Colorado Springs, City Of	Coupon	9128282R0	UNITED STATES TREASURY	02/15/24	22,500.00	3,744,079.09
Colorado Springs, City Of	Coupon	912828J27	UNITED STATES TREASURY	02/15/24	27,500.00	3,771,579.09
Colorado Springs, City Of	Coupon	235308H97	DALLAS TEX INDPT SCH DIST	02/15/24	37,500.00	3,809,079.09
Colorado Springs, City Of	Coupon	9128283W8	UNITED STATES TREASURY	02/15/24	41,250.00	3,850,329.09
Colorado Springs, City Of	Coupon	3135G05X7	FEDERAL NATIONAL MORTGAGE ASSOCIATION	02/26/24	3,140.63	3,853,469.72
Colorado Springs, City Of	Coupon	912828YE4	UNITED STATES TREASURY	02/29/24	3,125.00	3,856,594.72
Colorado Springs, City Of	Coupon	91282CBQ3	UNITED STATES TREASURY	02/29/24	3,125.00	3,859,719.72
Colorado Springs, City Of	Coupon	91282CAH4	UNITED STATES TREASURY	02/29/24	10,625.00	3,870,344.72
Colorado Springs, City Of	Coupon	912828ZB9	UNITED STATES TREASURY	02/29/24	11,250.00	3,881,594.72
Colorado Springs, City Of	Coupon	912828YD6	UNITED STATES TREASURY	02/29/24	13,750.00	3,895,344.72
Total					\$222,583.13	\$3,895,344.72
3/01/24 - 3/31/24						
Colorado Springs, City Of	Coupon	534272M22	LINCOLN NEB ELEC SYS REV	03/01/24	\$2,026.88	\$3,897,371.60
Colorado Springs, City Of	Coupon	931142EW9	WALMART INC	03/11/24	56,842.50	3,954,214.10
Colorado Springs, City Of	Coupon	3137EAEX3	FEDERAL HOME LOAN MORTGAGE CORP	03/25/24	2,812.50	3,957,026.60
Total					\$61,681.88	\$3,957,026.60
4/01/24 - 4/30/24						
Colorado Springs, City Of	Coupon	91282CAM3	UNITED STATES TREASURY	04/01/24	\$1,250.00	\$3,958,276.60
Colorado Springs, City Of	Coupon	912828ZF0	UNITED STATES TREASURY	04/01/24	3,750.00	3,962,026.60
Colorado Springs, City Of	Coupon	912828YH7	UNITED STATES TREASURY	04/01/24	3,937.50	3,965,964.10
Colorado Springs, City Of	Coupon	91282CBT7	UNITED STATES TREASURY	04/01/24	5,625.00	3,971,589.10
Colorado Springs, City Of	Coupon	76221R2K8	RHODE ISLAND HSG & MTG FIN CORP	04/01/24	7,500.00	3,979,089.10
Colorado Springs, City Of	Coupon	91282CAL5	UNITED STATES TREASURY	04/01/24	8,156.25	3,987,245.35
Colorado Springs, City Of	Coupon	91282CCZ2	UNITED STATES TREASURY	04/01/24	10,937.50	3,998,182.85
Colorado Springs, City Of	Coupon	9128282Y5	UNITED STATES TREASURY	04/01/24	21,250.00	4,019,432.85
Colorado Springs, City Of	Coupon	76221R2H5	RHODE ISLAND HSG & MTG FIN CORP	04/01/24	26,190.00	4,045,622.85
Colorado Springs, City Of	Coupon	912828W71	UNITED STATES TREASURY	04/01/24	31,875.00	4,077,497.85
Colorado Springs, City Of	Final Maturity	912828W71	UNITED STATES TREASURY	04/01/24	3,000,000.00	7,077,497.85
Colorado Springs, City Of	Coupon	3130AJHU6	FEDERAL HOME LOAN BANKS	04/15/24	2,500.00	7,079,997.85
Colorado Springs, City Of	Coupon	91282CAT8	UNITED STATES TREASURY	04/30/24	937.50	7,080,935.35

Cash Flow Data

04/01/2023 to 06/30/2023

Account	Transaction Type	Identifier	Description	Post Date	Amount	Ending Cash Balance
Colorado Springs, City Of	Coupon	91282CAT8	UNITED STATES TREASURY	04/30/24	1,250.00	7,082,185.35
Colorado Springs, City Of	Coupon	912828ZL7	UNITED STATES TREASURY	04/30/24	3,750.00	7,085,935.35
Colorado Springs, City Of	Coupon	91282CBW0	UNITED STATES TREASURY	04/30/24	4,875.00	7,090,810.35
Colorado Springs, City Of	Coupon	912828ZN3	UNITED STATES TREASURY	04/30/24	5,000.00	7,095,810.35
Colorado Springs, City Of	Coupon	9128286S4	UNITED STATES TREASURY	04/30/24	10,390.63	7,106,200.98
Colorado Springs, City Of	Coupon	912828YM6	UNITED STATES TREASURY	04/30/24	10,500.00	7,116,700.98
Colorado Springs, City Of	Coupon	912828YQ7	UNITED STATES TREASURY	04/30/24	16,250.00	7,132,950.98
Colorado Springs, City Of	Coupon	91282CBZ3	UNITED STATES TREASURY	04/30/24	18,750.00	7,151,700.98
Colorado Springs, City Of	Coupon	91282CHA2	UNITED STATES TREASURY	04/30/24	61,250.00	7,212,950.98
Total					\$3,255,924.38	\$7,212,950.98
5/01/24 - 5/31/24						
Colorado Springs, City Of	Coupon	037833ES5	APPLE INC	05/08/24	\$89,525.25	\$7,302,476.23
Colorado Springs, City Of	Coupon	20772KTJ8	CONNECTICUT ST	05/15/24	13,887.50	7,316,363.73
Colorado Springs, City Of	Coupon	91282CHB0	UNITED STATES TREASURY	05/15/24	54,375.00	7,370,738.73
Colorado Springs, City Of	Coupon	637639AG0	NATIONAL SECURITIES CLEARING CORP	05/21/24	74,487.50	7,445,226.23
Colorado Springs, City Of	Coupon	912828ZS2	UNITED STATES TREASURY	05/31/24	6,500.00	7,451,726.23
Colorado Springs, City Of	Coupon	91282CCF6	UNITED STATES TREASURY	05/31/24	7,500.00	7,459,226.23
Colorado Springs, City Of	Coupon	91282CDK4	UNITED STATES TREASURY	05/31/24	15,000.00	7,474,226.23
Colorado Springs, City Of	Coupon	9128283J7	UNITED STATES TREASURY	05/31/24	15,937.50	7,490,163.73
Colorado Springs, City Of	Coupon	912828YU8	UNITED STATES TREASURY	05/31/24	16,250.00	7,506,413.73
Colorado Springs, City Of	Coupon	912828XT2	UNITED STATES TREASURY	05/31/24	20,500.00	7,526,913.73
Colorado Springs, City Of	Final Maturity	912828XT2	UNITED STATES TREASURY	05/31/24	2,050,000.00	9,576,913.73
Total					\$2,363,962.75	\$9,576,913.73
6/01/24 - 6/30/24						
Colorado Springs, City Of	Coupon	91282CCG4	UNITED STATES TREASURY	06/17/24	\$1,250.00	\$9,578,163.73
Colorado Springs, City Of	Coupon	4727362S5	JEFFERSON CNTY COLO SCH DIST NO R-001	06/17/24	6,862.00	9,585,025.73
Colorado Springs, City Of	Final Maturity	91282CCG4	UNITED STATES TREASURY	06/17/24	1,000,000.00	10,585,025.73
Total					\$1,008,112.00	\$10,585,025.73
7/01/24 - 7/31/24						
Colorado Springs, City Of	Coupon	91282CBC4	UNITED STATES TREASURY	07/01/24	\$1,218.75	\$10,586,244.48
Colorado Springs, City Of	Coupon	912828ZV5	UNITED STATES TREASURY	07/01/24	5,625.00	10,591,869.48
Colorado Springs, City Of	Coupon	9128283P3	UNITED STATES TREASURY	07/01/24	11,250.00	10,603,119.48
Colorado Springs, City Of	Coupon	91282CDQ1	UNITED STATES TREASURY	07/01/24	12,500.00	10,615,619.48
Colorado Springs, City Of	Coupon	341271AD6	FLORIDA ST BRD ADMIN FIN CORP REV	07/01/24	12,580.00	10,628,199.48

Cash Flow Data

04/01/2023 to 06/30/2023

Account	Transaction Type	Identifier	Description	Post Date	Amount	Ending Cash Balance
Colorado Springs, City Of	Coupon	9128286Z8	UNITED STATES TREASURY	07/01/24	17,500.00	10,645,699.48
Colorado Springs, City Of	Coupon	040654XU4	ARIZONA ST TRANSN BRD HWY REV	07/01/24	17,866.75	10,663,566.23
Colorado Springs, City Of	Coupon	9128285T3	UNITED STATES TREASURY	07/01/24	26,250.00	10,689,816.23
Colorado Springs, City Of	Coupon	91282CGC9	UNITED STATES TREASURY	07/01/24	27,125.00	10,716,941.23
Colorado Springs, City Of	Coupon	912828XZ8	UNITED STATES TREASURY	07/01/24	27,500.00	10,744,441.23
Colorado Springs, City Of	Coupon	91282CEV7	UNITED STATES TREASURY	07/01/24	56,875.00	10,801,316.23
Colorado Springs, City Of	Final Maturity	040654XU4	ARIZONA ST TRANSN BRD HWY REV	07/01/24	1,825,000.00	12,626,316.23
Colorado Springs, City Of	Final Maturity	9128286Z8	UNITED STATES TREASURY	07/01/24	2,000,000.00	14,626,316.23
Colorado Springs, City Of	Coupon	592179KD6	METROPOLITAN LIFE GLOBAL FUNDING I	07/08/24	33,250.00	14,659,566.23
Colorado Springs, City Of	Coupon	3137EAEU9	FEDERAL HOME LOAN MORTGAGE CORP	07/22/24	1,959.38	14,661,525.61
Colorado Springs, City Of	Coupon	3133EKVV4	FEDERAL FARM CREDIT BANKS FUNDING CORP	07/26/24	7,862.50	14,669,388.11
Colorado Springs, City Of	Coupon	742718FY0	PROCTER & GAMBLE CO	07/26/24	29,212.50	14,698,600.61
Colorado Springs, City Of	Final Maturity	3133EKVV4	FEDERAL FARM CREDIT BANKS FUNDING CORP	07/26/24	850,000.00	15,548,600.61
Colorado Springs, City Of	Coupon	91282CAB7	UNITED STATES TREASURY	07/31/24	1,250.00	15,549,850.61
Colorado Springs, City Of	Coupon	91282CBH3	UNITED STATES TREASURY	07/31/24	2,221.88	15,552,072.49
Colorado Springs, City Of	Coupon	91282CBJ9	UNITED STATES TREASURY	07/31/24	3,750.00	15,555,822.49
Colorado Springs, City Of	Coupon	912828Y87	UNITED STATES TREASURY	07/31/24	11,156.25	15,566,978.74
Colorado Springs, City Of	Coupon	912828Y95	UNITED STATES TREASURY	07/31/24	15,937.50	15,582,916.24
Colorado Springs, City Of	Final Maturity	912828Y87	UNITED STATES TREASURY	07/31/24	1,275,000.00	16,857,916.24
Total					\$6,272,890.51	\$16,857,916.24
8/01/24 - 8/31/24						
Colorado Springs, City Of	Coupon	574193TR9	MARYLAND ST	08/01/24	\$5,692.50	\$16,863,608.74
Colorado Springs, City Of	Coupon	3137EAEU9	FEDERAL HOME LOAN MORTGAGE CORP	08/12/24	16,875.00	16,880,483.74
Colorado Springs, City Of	Coupon	3130AGWK7	FEDERAL HOME LOAN BANKS	08/15/24	3,750.00	16,884,233.74
Colorado Springs, City Of	Coupon	912828V98	UNITED STATES TREASURY	08/15/24	22,500.00	16,906,733.74
Colorado Springs, City Of	Coupon	9128282R0	UNITED STATES TREASURY	08/15/24	22,500.00	16,929,233.74
Colorado Springs, City Of	Coupon	912828J27	UNITED STATES TREASURY	08/15/24	27,500.00	16,956,733.74
Colorado Springs, City Of	Coupon	235308H97	DALLAS TEX INDPT SCH DIST	08/15/24	37,500.00	16,994,233.74
Colorado Springs, City Of	Coupon	9128283W8	UNITED STATES TREASURY	08/15/24	41,250.00	17,035,483.74
Colorado Springs, City Of	Final Maturity	3130AGWK7	FEDERAL HOME LOAN BANKS	08/15/24	500,000.00	17,535,483.74
Colorado Springs, City Of	Coupon	3135G05X7	FEDERAL NATIONAL MORTGAGE ASSOCIATION	08/26/24	3,140.63	17,538,624.37
Total					\$680,708.13	\$17,538,624.37
9/01/24 - 9/30/24						
Colorado Springs, City Of	Coupon	534272M22	LINCOLN NEB ELEC SYS REV	09/03/24	\$2,026.88	\$17,540,651.25

Cash Flow Data

04/01/2023 to 06/30/2023

Account	Transaction Type	Identifier	Description	Post Date	Amount	Ending Cash Balance
Colorado Springs, City Of	Coupon	912828YE4	UNITED STATES TREASURY	09/03/24	3,125.00	17,543,776.25
Colorado Springs, City Of	Coupon	91282CBQ3	UNITED STATES TREASURY	09/03/24	3,125.00	17,546,901.25
Colorado Springs, City Of	Coupon	91282CAH4	UNITED STATES TREASURY	09/03/24	10,625.00	17,557,526.25
Colorado Springs, City Of	Coupon	912828ZB9	UNITED STATES TREASURY	09/03/24	11,250.00	17,568,776.25
Colorado Springs, City Of	Coupon	912828YD6	UNITED STATES TREASURY	09/03/24	13,750.00	17,582,526.25
Colorado Springs, City Of	Final Maturity	912828YE4	UNITED STATES TREASURY	09/03/24	500,000.00	18,082,526.25
Colorado Springs, City Of	Coupon	931142EW9	WALMART INC	09/09/24	56,842.50	18,139,368.75
Colorado Springs, City Of	Coupon	3137EAEX3	FEDERAL HOME LOAN MORTGAGE CORP	09/23/24	2,812.50	18,142,181.25
Colorado Springs, City Of	Coupon	91282CAM3	UNITED STATES TREASURY	09/30/24	1,250.00	18,143,431.25
Colorado Springs, City Of	Coupon	912828ZF0	UNITED STATES TREASURY	09/30/24	3,750.00	18,147,181.25
Colorado Springs, City Of	Coupon	912828YH7	UNITED STATES TREASURY	09/30/24	3,937.50	18,151,118.75
Colorado Springs, City Of	Coupon	91282CBT7	UNITED STATES TREASURY	09/30/24	5,625.00	18,156,743.75
Colorado Springs, City Of	Coupon	91282CAL5	UNITED STATES TREASURY	09/30/24	8,156.25	18,164,900.00
Colorado Springs, City Of	Coupon	91282CCZ2	UNITED STATES TREASURY	09/30/24	10,937.50	18,175,837.50
Colorado Springs, City Of	Coupon	9128282Y5	UNITED STATES TREASURY	09/30/24	21,250.00	18,197,087.50
Colorado Springs, City Of	Final Maturity	912828YH7	UNITED STATES TREASURY	09/30/24	525,000.00	18,722,087.50
Colorado Springs, City Of	Final Maturity	9128282Y5	UNITED STATES TREASURY	09/30/24	2,000,000.00	20,722,087.50
Total					\$3,183,463.13	\$20,722,087.50
10/01/24 - 10/31/24						
Colorado Springs, City Of	Coupon	76221R2K8	RHODE ISLAND HSG & MTG FIN CORP	10/01/24	\$7,500.00	\$20,729,587.50
Colorado Springs, City Of	Coupon	76221R2H5	RHODE ISLAND HSG & MTG FIN CORP	10/01/24	26,190.00	20,755,777.50
Colorado Springs, City Of	Coupon	3130AJHU6	FEDERAL HOME LOAN BANKS	10/15/24	2,500.00	20,758,277.50
Colorado Springs, City Of	Coupon	91282CAT8	UNITED STATES TREASURY	10/31/24	937.50	20,759,215.00
Colorado Springs, City Of	Coupon	91282CAT8	UNITED STATES TREASURY	10/31/24	1,250.00	20,760,465.00
Colorado Springs, City Of	Coupon	912828ZL7	UNITED STATES TREASURY	10/31/24	3,750.00	20,764,215.00
Colorado Springs, City Of	Coupon	91282CBW0	UNITED STATES TREASURY	10/31/24	4,875.00	20,769,090.00
Colorado Springs, City Of	Coupon	912828ZN3	UNITED STATES TREASURY	10/31/24	5,000.00	20,774,090.00
Colorado Springs, City Of	Coupon	9128286S4	UNITED STATES TREASURY	10/31/24	10,390.63	20,784,480.63
Colorado Springs, City Of	Coupon	912828YM6	UNITED STATES TREASURY	10/31/24	10,500.00	20,794,980.63
Colorado Springs, City Of	Coupon	912828YQ7	UNITED STATES TREASURY	10/31/24	16,250.00	20,811,230.63
Colorado Springs, City Of	Coupon	91282CBZ3	UNITED STATES TREASURY	10/31/24	18,750.00	20,829,980.63
Colorado Springs, City Of	Coupon	91282CHA2	UNITED STATES TREASURY	10/31/24	61,250.00	20,891,230.63
Colorado Springs, City Of	Final Maturity	912828YM6	UNITED STATES TREASURY	10/31/24	1,400,000.00	22,291,230.63
Total					\$1,569,143.13	\$22,291,230.63

Cash Flow Data

04/01/2023 to 06/30/2023

Account	Transaction Type	Identifier	Description	Post Date	Amount	Ending Cash Balance
11/01/24 - 11/30/24						
Colorado Springs, City Of	Coupon	037833ES5	APPLE INC	11/08/24	\$89,525.25	\$22,380,755.88
Colorado Springs, City Of	Coupon	20772KTJ8	CONNECTICUT ST	11/15/24	13,887.50	22,394,643.38
Colorado Springs, City Of	Coupon	91282CHB0	UNITED STATES TREASURY	11/15/24	54,375.00	22,449,018.38
Colorado Springs, City Of	Coupon	637639AG0	NATIONAL SECURITIES CLEARING CORP	11/21/24	74,487.50	22,523,505.88
Colorado Springs, City Of	Final Maturity	637639AG0	NATIONAL SECURITIES CLEARING CORP	11/21/24	2,950,000.00	25,473,505.88
Total					\$3,182,275.25	\$25,473,505.88
12/01/24 - 12/31/24						
Colorado Springs, City Of	Coupon	91282ZS2	UNITED STATES TREASURY	12/02/24	\$6,500.00	\$25,480,005.88
Colorado Springs, City Of	Coupon	91282CCF6	UNITED STATES TREASURY	12/02/24	7,500.00	25,487,505.88
Colorado Springs, City Of	Coupon	91282CDK4	UNITED STATES TREASURY	12/02/24	15,000.00	25,502,505.88
Colorado Springs, City Of	Coupon	9128283J7	UNITED STATES TREASURY	12/02/24	15,937.50	25,518,443.38
Colorado Springs, City Of	Coupon	912828YU8	UNITED STATES TREASURY	12/02/24	16,250.00	25,534,693.38
Colorado Springs, City Of	Final Maturity	9128283J7	UNITED STATES TREASURY	12/02/24	1,500,000.00	27,034,693.38
Colorado Springs, City Of	Coupon	4727362S5	JEFFERSON CNTY COLO SCH DIST NO R-001	12/16/24	6,862.00	27,041,555.38
Colorado Springs, City Of	Coupon	91282CBC4	UNITED STATES TREASURY	12/31/24	1,218.75	27,042,774.13
Colorado Springs, City Of	Coupon	912828ZV5	UNITED STATES TREASURY	12/31/24	5,625.00	27,048,399.13
Colorado Springs, City Of	Coupon	9128283P3	UNITED STATES TREASURY	12/31/24	11,250.00	27,059,649.13
Colorado Springs, City Of	Coupon	91282CDQ1	UNITED STATES TREASURY	12/31/24	12,500.00	27,072,149.13
Colorado Springs, City Of	Coupon	9128285T3	UNITED STATES TREASURY	12/31/24	26,250.00	27,098,399.13
Colorado Springs, City Of	Coupon	91282CGC9	UNITED STATES TREASURY	12/31/24	27,125.00	27,125,524.13
Colorado Springs, City Of	Coupon	912828XZ8	UNITED STATES TREASURY	12/31/24	27,500.00	27,153,024.13
Colorado Springs, City Of	Coupon	91282CEW7	UNITED STATES TREASURY	12/31/24	56,875.00	27,209,899.13
Colorado Springs, City Of	Final Maturity	9128283P3	UNITED STATES TREASURY	12/31/24	1,000,000.00	28,209,899.13
Total					\$2,736,393.25	\$28,209,899.13
1/01/25 - 1/31/25						
Colorado Springs, City Of	Coupon	34127IAD6	FLORIDA ST BRD ADMIN FIN CORP REV	01/02/25	\$12,580.00	\$28,222,479.13
Colorado Springs, City Of	Coupon	592179KD6	METROPOLITAN LIFE GLOBAL FUNDING I	01/06/25	33,250.00	28,255,729.13
Colorado Springs, City Of	Coupon	3137EAEU9	FEDERAL HOME LOAN MORTGAGE CORP	01/21/25	1,959.38	28,257,688.51
Colorado Springs, City Of	Coupon	742718FY0	PROCTER & GAMBLE CO	01/27/25	29,212.50	28,286,901.01
Colorado Springs, City Of	Coupon	91282CAB7	UNITED STATES TREASURY	01/31/25	1,250.00	28,288,151.01
Colorado Springs, City Of	Coupon	91282CBH3	UNITED STATES TREASURY	01/31/25	2,221.88	28,290,372.89
Colorado Springs, City Of	Coupon	91282CBJ9	UNITED STATES TREASURY	01/31/25	3,750.00	28,294,122.89
Colorado Springs, City Of	Coupon	912828Y95	UNITED STATES TREASURY	01/31/25	15,937.50	28,310,060.39

Cash Flow Data

04/01/2023 to 06/30/2023

Account	Transaction Type	Identifier	Description	Post Date	Amount	Ending Cash Balance
Total					\$100,161.26	\$28,310,060.39
2/01/25 - 2/28/25						
Colorado Springs, City Of	Coupon	574193TR9	MARYLAND ST	02/03/25	\$5,692.50	\$28,315,752.89
Colorado Springs, City Of	Coupon	3137EAE0	FEDERAL HOME LOAN MORTGAGE CORP	02/12/25	16,875.00	28,332,627.89
Colorado Springs, City Of	Final Maturity	3137EAE0	FEDERAL HOME LOAN MORTGAGE CORP	02/12/25	2,250,000.00	30,582,627.89
Colorado Springs, City Of	Coupon	912828V98	UNITED STATES TREASURY	02/18/25	22,500.00	30,605,127.89
Colorado Springs, City Of	Coupon	9128282R0	UNITED STATES TREASURY	02/18/25	22,500.00	30,627,627.89
Colorado Springs, City Of	Coupon	912828J27	UNITED STATES TREASURY	02/18/25	27,500.00	30,655,127.89
Colorado Springs, City Of	Coupon	235308H97	DALLAS TEX INDPT SCH DIST	02/18/25	37,500.00	30,692,627.89
Colorado Springs, City Of	Coupon	9128283W8	UNITED STATES TREASURY	02/18/25	41,250.00	30,733,877.89
Colorado Springs, City Of	Final Maturity	912828J27	UNITED STATES TREASURY	02/18/25	2,750,000.00	33,483,877.89
Colorado Springs, City Of	Coupon	3135G05X7	FEDERAL NATIONAL MORTGAGE ASSOCIATION	02/25/25	3,140.63	33,487,018.52
Colorado Springs, City Of	Coupon	91282CBQ3	UNITED STATES TREASURY	02/28/25	3,125.00	33,490,143.52
Colorado Springs, City Of	Coupon	91282CAH4	UNITED STATES TREASURY	02/28/25	10,625.00	33,500,768.52
Colorado Springs, City Of	Coupon	912828ZB9	UNITED STATES TREASURY	02/28/25	11,250.00	33,512,018.52
Colorado Springs, City Of	Coupon	912828YD6	UNITED STATES TREASURY	02/28/25	13,750.00	33,525,768.52
Total					\$5,215,708.13	\$33,525,768.52
3/01/25 - 3/31/25						
Colorado Springs, City Of	Coupon	534272M22	LINCOLN NEB ELEC SYS REV	03/03/25	\$2,026.88	\$33,527,795.40
Colorado Springs, City Of	Coupon	931142EW9	WALMART INC	03/10/25	56,842.50	33,584,637.90
Colorado Springs, City Of	Coupon	3137EAEX3	FEDERAL HOME LOAN MORTGAGE CORP	03/24/25	2,812.50	33,587,450.40
Colorado Springs, City Of	Coupon	91282CAM3	UNITED STATES TREASURY	03/31/25	1,250.00	33,588,700.40
Colorado Springs, City Of	Coupon	912828ZF0	UNITED STATES TREASURY	03/31/25	3,750.00	33,592,450.40
Colorado Springs, City Of	Coupon	91282CBT7	UNITED STATES TREASURY	03/31/25	5,625.00	33,598,075.40
Colorado Springs, City Of	Coupon	91282CAL5	UNITED STATES TREASURY	03/31/25	8,156.25	33,606,231.65
Colorado Springs, City Of	Coupon	91282CCZ2	UNITED STATES TREASURY	03/31/25	10,937.50	33,617,169.15
Colorado Springs, City Of	Final Maturity	912828ZF0	UNITED STATES TREASURY	03/31/25	1,500,000.00	35,117,169.15
Total					\$1,591,400.63	\$35,117,169.15
4/01/25 - 4/30/25						
Colorado Springs, City Of	Coupon	76221R2K8	RHODE ISLAND HSG & MTG FIN CORP	04/01/25	\$7,500.00	\$35,124,669.15
Colorado Springs, City Of	Coupon	76221R2H5	RHODE ISLAND HSG & MTG FIN CORP	04/01/25	26,190.00	35,150,859.15
Colorado Springs, City Of	Coupon	3130AJHU6	FEDERAL HOME LOAN BANKS	04/14/25	2,500.00	35,153,359.15
Colorado Springs, City Of	Final Maturity	3130AJHU6	FEDERAL HOME LOAN BANKS	04/14/25	1,000,000.00	36,153,359.15
Colorado Springs, City Of	Coupon	91282CAT8	UNITED STATES TREASURY	04/30/25	937.50	36,154,296.65

Cash Flow Data

04/01/2023 to 06/30/2023

Account	Transaction Type	Identifier	Description	Post Date	Amount	Ending Cash Balance
Colorado Springs, City Of	Coupon	91282CAT8	UNITED STATES TREASURY	04/30/25	1,250.00	36,155,546.65
Colorado Springs, City Of	Coupon	912828ZL7	UNITED STATES TREASURY	04/30/25	3,750.00	36,159,296.65
Colorado Springs, City Of	Coupon	91282CBW0	UNITED STATES TREASURY	04/30/25	4,875.00	36,164,171.65
Colorado Springs, City Of	Coupon	912828ZN3	UNITED STATES TREASURY	04/30/25	5,000.00	36,169,171.65
Colorado Springs, City Of	Coupon	9128286S4	UNITED STATES TREASURY	04/30/25	10,390.63	36,179,562.28
Colorado Springs, City Of	Coupon	912828YQ7	UNITED STATES TREASURY	04/30/25	16,250.00	36,195,812.28
Colorado Springs, City Of	Coupon	91282CBZ3	UNITED STATES TREASURY	04/30/25	18,750.00	36,214,562.28
Colorado Springs, City Of	Coupon	91282CHA2	UNITED STATES TREASURY	04/30/25	61,250.00	36,275,812.28
Colorado Springs, City Of	Final Maturity	912828ZL7	UNITED STATES TREASURY	04/30/25	2,000,000.00	38,275,812.28
Total					\$3,158,643.13	\$38,275,812.28
5/01/25 - 5/31/25						
Colorado Springs, City Of	Coupon	037833ES5	APPLE INC	05/08/25	\$89,525.25	\$38,365,337.53
Colorado Springs, City Of	Coupon	20772KTJ8	CONNECTICUT ST	05/15/25	13,887.50	38,379,225.03
Colorado Springs, City Of	Coupon	91282CHB0	UNITED STATES TREASURY	05/15/25	54,375.00	38,433,600.03
Total					\$157,787.75	\$38,433,600.03
6/01/25 - 6/30/25						
Colorado Springs, City Of	Coupon	912828ZS2	UNITED STATES TREASURY	06/02/25	\$6,500.00	\$38,440,100.03
Colorado Springs, City Of	Coupon	91282CCF6	UNITED STATES TREASURY	06/02/25	7,500.00	38,447,600.03
Colorado Springs, City Of	Coupon	91282CDK4	UNITED STATES TREASURY	06/02/25	15,000.00	38,462,600.03
Colorado Springs, City Of	Coupon	912828YU8	UNITED STATES TREASURY	06/02/25	16,250.00	38,478,850.03
Colorado Springs, City Of	Coupon	4727362S5	JEFFERSON CNTY COLO SCH DIST NO R-001	06/16/25	6,862.00	38,485,712.03
Colorado Springs, City Of	Coupon	91282CBC4	UNITED STATES TREASURY	06/30/25	1,218.75	38,486,930.78
Colorado Springs, City Of	Coupon	912828ZV5	UNITED STATES TREASURY	06/30/25	5,625.00	38,492,555.78
Colorado Springs, City Of	Coupon	91282CDQ1	UNITED STATES TREASURY	06/30/25	12,500.00	38,505,055.78
Colorado Springs, City Of	Coupon	9128285T3	UNITED STATES TREASURY	06/30/25	26,250.00	38,531,305.78
Colorado Springs, City Of	Coupon	91282CGC9	UNITED STATES TREASURY	06/30/25	27,125.00	38,558,430.78
Colorado Springs, City Of	Coupon	912828XZ8	UNITED STATES TREASURY	06/30/25	27,500.00	38,585,930.78
Colorado Springs, City Of	Coupon	91282CEW7	UNITED STATES TREASURY	06/30/25	56,875.00	38,642,805.78
Colorado Springs, City Of	Final Maturity	912828XZ8	UNITED STATES TREASURY	06/30/25	2,000,000.00	40,642,805.78
Total					\$2,209,205.75	\$40,642,805.78
7/01/25 - 7/31/25						
Colorado Springs, City Of	Coupon	341271AD6	FLORIDA ST BRD ADMIN FIN CORP REV	07/01/25	\$12,580.00	\$40,655,385.78
Colorado Springs, City Of	Final Maturity	341271AD6	FLORIDA ST BRD ADMIN FIN CORP REV	07/01/25	2,000,000.00	42,655,385.78
Colorado Springs, City Of	Coupon	592179KD6	METROPOLITAN LIFE GLOBAL FUNDING I	07/07/25	33,250.00	42,688,635.78

Cash Flow Data

04/01/2023 to 06/30/2023

Account	Transaction Type	Identifier	Description	Post Date	Amount	Ending Cash Balance
Colorado Springs, City Of	Coupon	3137EAEU9	FEDERAL HOME LOAN MORTGAGE CORP	07/21/25	1,959.38	42,690,595.16
Colorado Springs, City Of	Final Maturity	3137EAEU9	FEDERAL HOME LOAN MORTGAGE CORP	07/21/25	1,045,000.00	43,735,595.16
Colorado Springs, City Of	Coupon	742718FY0	PROCTER & GAMBLE CO	07/28/25	29,212.50	43,764,807.66
Colorado Springs, City Of	Coupon	91282CAB7	UNITED STATES TREASURY	07/31/25	1,250.00	43,766,057.66
Colorado Springs, City Of	Coupon	91282CBH3	UNITED STATES TREASURY	07/31/25	2,221.88	43,768,279.54
Colorado Springs, City Of	Coupon	91282CBJ9	UNITED STATES TREASURY	07/31/25	3,750.00	43,772,029.54
Colorado Springs, City Of	Coupon	912828Y95	UNITED STATES TREASURY	07/31/25	15,937.50	43,787,967.04
Colorado Springs, City Of	Final Maturity	91282CAB7	UNITED STATES TREASURY	07/31/25	1,000,000.00	44,787,967.04
Total					\$4,145,161.26	\$44,787,967.04
8/01/25 - 8/31/25						
Colorado Springs, City Of	Coupon	574193TR9	MARYLAND ST	08/01/25	\$5,692.50	\$44,793,659.54
Colorado Springs, City Of	Final Maturity	574193TR9	MARYLAND ST	08/01/25	1,725,000.00	46,518,659.54
Colorado Springs, City Of	Coupon	912828V98	UNITED STATES TREASURY	08/15/25	22,500.00	46,541,159.54
Colorado Springs, City Of	Coupon	9128282R0	UNITED STATES TREASURY	08/15/25	22,500.00	46,563,659.54
Colorado Springs, City Of	Coupon	235308H97	DALLAS TEX INDPT SCH DIST	08/15/25	37,500.00	46,601,159.54
Colorado Springs, City Of	Coupon	9128283VW8	UNITED STATES TREASURY	08/15/25	41,250.00	46,642,409.54
Colorado Springs, City Of	Coupon	3135G05X7	FEDERAL NATIONAL MORTGAGE ASSOCIATION	08/25/25	3,140.63	46,645,550.17
Colorado Springs, City Of	Final Maturity	3135G05X7	FEDERAL NATIONAL MORTGAGE ASSOCIATION	08/25/25	1,675,000.00	48,320,550.17
Total					\$3,532,583.13	\$48,320,550.17
9/01/25 - 9/30/25						
Colorado Springs, City Of	Coupon	534272M22	LINCOLN NEB ELEC SYS REV	09/02/25	\$2,026.88	\$48,322,577.05
Colorado Springs, City Of	Coupon	91282CBQ3	UNITED STATES TREASURY	09/02/25	3,125.00	48,325,702.05
Colorado Springs, City Of	Coupon	91282CAH4	UNITED STATES TREASURY	09/02/25	10,625.00	48,336,327.05
Colorado Springs, City Of	Coupon	912828ZB9	UNITED STATES TREASURY	09/02/25	11,250.00	48,347,577.05
Colorado Springs, City Of	Coupon	912828YD6	UNITED STATES TREASURY	09/02/25	13,750.00	48,361,327.05
Colorado Springs, City Of	Final Maturity	534272M22	LINCOLN NEB ELEC SYS REV	09/02/25	575,000.00	48,936,327.05
Colorado Springs, City Of	Coupon	931142EW9	WALMART INC	09/09/25	56,842.50	48,993,169.55
Colorado Springs, City Of	Final Maturity	931142EW9	WALMART INC	09/09/25	2,915,000.00	51,908,169.55
Colorado Springs, City Of	Coupon	3137EAEX3	FEDERAL HOME LOAN MORTGAGE CORP	09/23/25	2,812.50	51,910,982.05
Colorado Springs, City Of	Final Maturity	3137EAEX3	FEDERAL HOME LOAN MORTGAGE CORP	09/23/25	1,500,000.00	53,410,982.05
Colorado Springs, City Of	Coupon	91282CAM3	UNITED STATES TREASURY	09/30/25	1,250.00	53,412,232.05
Colorado Springs, City Of	Coupon	91282CBT7	UNITED STATES TREASURY	09/30/25	5,625.00	53,417,857.05
Colorado Springs, City Of	Coupon	91282CAL5	UNITED STATES TREASURY	09/30/25	8,156.25	53,426,013.30
Colorado Springs, City Of	Coupon	91282CCZ2	UNITED STATES TREASURY	09/30/25	10,937.50	53,436,950.80

Cash Flow Data

04/01/2023 to 06/30/2023

Account	Transaction Type	Identifier	Description	Post Date	Amount	Ending Cash Balance
Colorado Springs, City Of	Final Maturity	91282CAM3	UNITED STATES TREASURY	09/30/25	1,000,000.00	54,436,950.80
Total					\$6,116,400.63	\$54,436,950.80
10/01/25 - 10/31/25						
Colorado Springs, City Of	Coupon	76221R2K8	RHODE ISLAND HSG & MTG FIN CORP	10/01/25	\$7,500.00	\$54,444,450.80
Colorado Springs, City Of	Coupon	76221R2H5	RHODE ISLAND HSG & MTG FIN CORP	10/01/25	26,190.00	54,470,640.80
Colorado Springs, City Of	Coupon	91282CAT8	UNITED STATES TREASURY	10/31/25	937.50	54,471,578.30
Colorado Springs, City Of	Coupon	91282CAT8	UNITED STATES TREASURY	10/31/25	1,250.00	54,472,828.30
Colorado Springs, City Of	Coupon	91282CBW0	UNITED STATES TREASURY	10/31/25	4,875.00	54,477,703.30
Colorado Springs, City Of	Coupon	91282ZLN3	UNITED STATES TREASURY	10/31/25	5,000.00	54,482,703.30
Colorado Springs, City Of	Coupon	9128286S4	UNITED STATES TREASURY	10/31/25	10,390.63	54,493,093.93
Colorado Springs, City Of	Coupon	912828YQ7	UNITED STATES TREASURY	10/31/25	16,250.00	54,509,343.93
Colorado Springs, City Of	Coupon	91282CBZ3	UNITED STATES TREASURY	10/31/25	18,750.00	54,528,093.93
Colorado Springs, City Of	Coupon	91282CHA2	UNITED STATES TREASURY	10/31/25	61,250.00	54,589,343.93
Colorado Springs, City Of	Final Maturity	91282CAT8	UNITED STATES TREASURY	10/31/25	750,000.00	55,339,343.93
Colorado Springs, City Of	Final Maturity	91282CAT8	UNITED STATES TREASURY	10/31/25	1,000,000.00	56,339,343.93
Total					\$1,902,393.13	\$56,339,343.93
11/01/25 - 11/30/25						
Colorado Springs, City Of	Coupon	037833ES5	APPLE INC	11/10/25	\$89,525.25	\$56,428,869.18
Colorado Springs, City Of	Coupon	20772KTJ8	CONNECTICUT ST	11/17/25	13,887.50	56,442,756.68
Colorado Springs, City Of	Coupon	91282CHB0	UNITED STATES TREASURY	11/17/25	54,375.00	56,497,131.68
Total					\$157,787.75	\$56,497,131.68
12/01/25 - 12/31/25						
Colorado Springs, City Of	Coupon	91282ZS2	UNITED STATES TREASURY	12/01/25	\$6,500.00	\$56,503,631.68
Colorado Springs, City Of	Coupon	91282CCF6	UNITED STATES TREASURY	12/01/25	7,500.00	56,511,131.68
Colorado Springs, City Of	Coupon	91282CDK4	UNITED STATES TREASURY	12/01/25	15,000.00	56,526,131.68
Colorado Springs, City Of	Coupon	912828YU8	UNITED STATES TREASURY	12/01/25	16,250.00	56,542,381.68
Colorado Springs, City Of	Coupon	4727362S5	JEFFERSON CNTY COLO SCH DIST NO R-001	12/15/25	6,862.00	56,549,243.68
Colorado Springs, City Of	Final Maturity	4727362S5	JEFFERSON CNTY COLO SCH DIST NO R-001	12/15/25	1,880,000.00	58,429,243.68
Colorado Springs, City Of	Coupon	91282CBC4	UNITED STATES TREASURY	12/31/25	1,218.75	58,430,462.43
Colorado Springs, City Of	Coupon	91282ZV5	UNITED STATES TREASURY	12/31/25	5,625.00	58,436,087.43
Colorado Springs, City Of	Coupon	91282CDQ1	UNITED STATES TREASURY	12/31/25	12,500.00	58,448,587.43
Colorado Springs, City Of	Coupon	9128285T3	UNITED STATES TREASURY	12/31/25	26,250.00	58,474,837.43
Colorado Springs, City Of	Coupon	91282CGC9	UNITED STATES TREASURY	12/31/25	27,125.00	58,501,962.43
Colorado Springs, City Of	Coupon	91282CEW7	UNITED STATES TREASURY	12/31/25	56,875.00	58,558,837.43

Cash Flow Data

04/01/2023 to 06/30/2023

Account	Transaction Type	Identifier	Description	Post Date	Amount	Ending Cash Balance
Colorado Springs, City Of	Final Maturity	91282CBC4	UNITED STATES TREASURY	12/31/25	650,000.00	59,208,837.43
Colorado Springs, City Of	Final Maturity	9128285T3	UNITED STATES TREASURY	12/31/25	2,000,000.00	61,208,837.43
Total					\$4,711,705.75	\$61,208,837.43
1/01/26 - 1/31/26						
Colorado Springs, City Of	Coupon	592179KD6	METROPOLITAN LIFE GLOBAL FUNDING I	01/06/26	\$33,250.00	\$61,242,087.43
Colorado Springs, City Of	Final Maturity	592179KD6	METROPOLITAN LIFE GLOBAL FUNDING I	01/06/26	1,330,000.00	62,572,087.43
Colorado Springs, City Of	Coupon	742718FY0	PROCTER & GAMBLE CO	01/26/26	29,212.50	62,601,299.93
Colorado Springs, City Of	Final Maturity	742718FY0	PROCTER & GAMBLE CO	01/26/26	1,425,000.00	64,026,299.93
Total					\$2,817,462.50	\$64,026,299.93
2/01/26 - 2/28/26						
Colorado Springs, City Of	Coupon	91282CBH3	UNITED STATES TREASURY	02/02/26	\$2,221.88	\$64,028,521.81
Colorado Springs, City Of	Coupon	91282CBJ9	UNITED STATES TREASURY	02/02/26	3,750.00	64,032,271.81
Colorado Springs, City Of	Coupon	912828Y95	UNITED STATES TREASURY	02/02/26	15,937.50	64,048,209.31
Colorado Springs, City Of	Final Maturity	91282CBH3	UNITED STATES TREASURY	02/02/26	1,185,000.00	65,233,209.31
Colorado Springs, City Of	Coupon	912828V98	UNITED STATES TREASURY	02/17/26	22,500.00	65,255,709.31
Colorado Springs, City Of	Coupon	9128282R0	UNITED STATES TREASURY	02/17/26	22,500.00	65,278,209.31
Colorado Springs, City Of	Coupon	235308H97	DALLAS TEX INDPT SCH DIST	02/17/26	37,500.00	65,315,709.31
Colorado Springs, City Of	Coupon	9128283W8	UNITED STATES TREASURY	02/17/26	41,250.00	65,356,959.31
Total					\$1,330,659.38	\$65,356,959.31
3/01/26 - 3/31/26						
Colorado Springs, City Of	Coupon	91282CBQ3	UNITED STATES TREASURY	03/02/26	\$3,125.00	\$65,360,084.31
Colorado Springs, City Of	Coupon	91282CAH4	UNITED STATES TREASURY	03/02/26	10,625.00	65,370,709.31
Colorado Springs, City Of	Coupon	912828ZB9	UNITED STATES TREASURY	03/02/26	11,250.00	65,381,959.31
Colorado Springs, City Of	Coupon	912828YD6	UNITED STATES TREASURY	03/02/26	13,750.00	65,395,709.31
Colorado Springs, City Of	Final Maturity	91282CBQ3	UNITED STATES TREASURY	03/02/26	1,250,000.00	66,645,709.31
Colorado Springs, City Of	Coupon	91282CBT7	UNITED STATES TREASURY	03/31/26	5,625.00	66,651,334.31
Colorado Springs, City Of	Coupon	91282CAL5	UNITED STATES TREASURY	03/31/26	8,156.25	66,659,490.56
Colorado Springs, City Of	Coupon	91282CCZ2	UNITED STATES TREASURY	03/31/26	10,937.50	66,670,428.06
Colorado Springs, City Of	Final Maturity	91282CBT7	UNITED STATES TREASURY	03/31/26	1,500,000.00	68,170,428.06
Total					\$2,813,468.75	\$68,170,428.06
4/01/26 - 4/30/26						
Colorado Springs, City Of	Coupon	76221R2K8	RHODE ISLAND HSG & MTG FIN CORP	04/01/26	\$7,500.00	\$68,177,928.06
Colorado Springs, City Of	Coupon	76221R2H5	RHODE ISLAND HSG & MTG FIN CORP	04/01/26	26,190.00	68,204,118.06
Colorado Springs, City Of	Final Maturity	76221R2H5	RHODE ISLAND HSG & MTG FIN CORP	04/01/26	1,455,000.00	69,659,118.06

Cash Flow Data

04/01/2023 to 06/30/2023

Account	Transaction Type	Identifier	Description	Post Date	Amount	Ending Cash Balance
Colorado Springs, City Of	Coupon	91282CBW0	UNITED STATES TREASURY	04/30/26	4,875.00	69,663,993.06
Colorado Springs, City Of	Coupon	912828ZN3	UNITED STATES TREASURY	04/30/26	5,000.00	69,668,993.06
Colorado Springs, City Of	Coupon	9128286S4	UNITED STATES TREASURY	04/30/26	10,390.63	69,679,383.69
Colorado Springs, City Of	Coupon	912828YQ7	UNITED STATES TREASURY	04/30/26	16,250.00	69,695,633.69
Colorado Springs, City Of	Coupon	91282CBZ3	UNITED STATES TREASURY	04/30/26	18,750.00	69,714,383.69
Colorado Springs, City Of	Coupon	91282CHA2	UNITED STATES TREASURY	04/30/26	61,250.00	69,775,633.69
Colorado Springs, City Of	Final Maturity	9128286S4	UNITED STATES TREASURY	04/30/26	875,000.00	70,650,633.69
Colorado Springs, City Of	Final Maturity	91282CBW0	UNITED STATES TREASURY	04/30/26	1,300,000.00	71,950,633.69
Total					\$3,780,205.63	\$71,950,633.69
5/01/26 - 5/31/26						
Colorado Springs, City Of	Coupon	037833ES5	APPLE INC	05/08/26	\$89,525.25	\$72,040,158.94
Colorado Springs, City Of	Final Maturity	037833ES5	APPLE INC	05/08/26	4,050,000.00	76,090,158.94
Colorado Springs, City Of	Coupon	20772KTJ8	CONNECTICUT ST	05/15/26	13,887.50	76,104,046.44
Colorado Springs, City Of	Coupon	91282CHB0	UNITED STATES TREASURY	05/15/26	54,375.00	76,158,421.44
Colorado Springs, City Of	Final Maturity	91282CHB0	UNITED STATES TREASURY	05/15/26	3,000,000.00	79,158,421.44
Total					\$7,207,787.75	\$79,158,421.44
6/01/26 - 6/30/26						
Colorado Springs, City Of	Coupon	912828ZS2	UNITED STATES TREASURY	06/01/26	\$6,500.00	\$79,164,921.44
Colorado Springs, City Of	Coupon	91282CCF6	UNITED STATES TREASURY	06/01/26	7,500.00	79,172,421.44
Colorado Springs, City Of	Coupon	91282CDK4	UNITED STATES TREASURY	06/01/26	15,000.00	79,187,421.44
Colorado Springs, City Of	Coupon	912828YU8	UNITED STATES TREASURY	06/01/26	16,250.00	79,203,671.44
Colorado Springs, City Of	Final Maturity	91282CCF6	UNITED STATES TREASURY	06/01/26	2,000,000.00	81,203,671.44
Colorado Springs, City Of	Coupon	912828ZV5	UNITED STATES TREASURY	06/30/26	5,625.00	81,209,296.44
Colorado Springs, City Of	Coupon	91282CDQ1	UNITED STATES TREASURY	06/30/26	12,500.00	81,221,796.44
Colorado Springs, City Of	Coupon	91282CGC9	UNITED STATES TREASURY	06/30/26	27,125.00	81,248,921.44
Colorado Springs, City Of	Coupon	91282CEW7	UNITED STATES TREASURY	06/30/26	56,875.00	81,305,796.44
Total					\$2,147,375.00	\$81,305,796.44
7/01/26 - 7/31/26						
Colorado Springs, City Of	Coupon	91282CBJ9	UNITED STATES TREASURY	07/31/26	\$3,750.00	\$81,309,546.44
Colorado Springs, City Of	Coupon	912828Y95	UNITED STATES TREASURY	07/31/26	15,937.50	81,325,483.94
Colorado Springs, City Of	Final Maturity	912828Y95	UNITED STATES TREASURY	07/31/26	1,700,000.00	83,025,483.94
Total					\$1,719,687.50	\$83,025,483.94
8/01/26 - 8/31/26						
Colorado Springs, City Of	Coupon	912828V98	UNITED STATES TREASURY	08/17/26	\$22,500.00	\$83,047,983.94

Cash Flow Data

04/01/2023 to 06/30/2023

Account	Transaction Type	Identifier	Description	Post Date	Amount	Ending Cash Balance
Colorado Springs, City Of	Coupon	9128282R0	UNITED STATES TREASURY	08/17/26	22,500.00	83,070,483.94
Colorado Springs, City Of	Coupon	235308H97	DALLAS TEX INDPT SCH DIST	08/17/26	37,500.00	83,107,983.94
Colorado Springs, City Of	Coupon	9128283VW8	UNITED STATES TREASURY	08/17/26	41,250.00	83,149,233.94
Colorado Springs, City Of	Coupon	91282CAH4	UNITED STATES TREASURY	08/31/26	10,625.00	83,159,858.94
Colorado Springs, City Of	Coupon	912828ZB9	UNITED STATES TREASURY	08/31/26	11,250.00	83,171,108.94
Colorado Springs, City Of	Coupon	912828YD6	UNITED STATES TREASURY	08/31/26	13,750.00	83,184,858.94
Colorado Springs, City Of	Final Maturity	912828YD6	UNITED STATES TREASURY	08/31/26	2,000,000.00	85,184,858.94
Total					\$2,159,375.00	\$85,184,858.94
9/01/26 - 9/30/26						
Colorado Springs, City Of	Coupon	91282CAL5	UNITED STATES TREASURY	09/30/26	\$8,156.25	\$85,193,015.19
Colorado Springs, City Of	Coupon	91282CCZ2	UNITED STATES TREASURY	09/30/26	10,937.50	85,203,952.69
Colorado Springs, City Of	Final Maturity	91282CCZ2	UNITED STATES TREASURY	09/30/26	2,500,000.00	87,703,952.69
Total					\$2,519,093.75	\$87,703,952.69
10/01/26 - 10/31/26						
Colorado Springs, City Of	Coupon	76221R2K8	RHODE ISLAND HSG & MTG FIN CORP	10/01/26	\$7,500.00	\$87,711,452.69
Total					\$7,500.00	\$87,711,452.69
11/01/26 - 11/30/26						
Colorado Springs, City Of	Coupon	912828ZN3	UNITED STATES TREASURY	11/02/26	\$5,000.00	\$87,716,452.69
Colorado Springs, City Of	Coupon	912828YQ7	UNITED STATES TREASURY	11/02/26	16,250.00	87,732,702.69
Colorado Springs, City Of	Coupon	91282CBZ3	UNITED STATES TREASURY	11/02/26	18,750.00	87,751,452.69
Colorado Springs, City Of	Coupon	91282CHA2	UNITED STATES TREASURY	11/02/26	61,250.00	87,812,702.69
Colorado Springs, City Of	Final Maturity	912828YQ7	UNITED STATES TREASURY	11/02/26	2,000,000.00	89,812,702.69
Colorado Springs, City Of	Coupon	20772KTJ8	CONNECTICUT ST	11/16/26	13,887.50	89,826,590.19
Colorado Springs, City Of	Coupon	912828ZS2	UNITED STATES TREASURY	11/30/26	6,500.00	89,833,090.19
Colorado Springs, City Of	Coupon	91282CDK4	UNITED STATES TREASURY	11/30/26	15,000.00	89,848,090.19
Colorado Springs, City Of	Coupon	912828YU8	UNITED STATES TREASURY	11/30/26	16,250.00	89,864,340.19
Colorado Springs, City Of	Final Maturity	912828YU8	UNITED STATES TREASURY	11/30/26	2,000,000.00	91,864,340.19
Colorado Springs, City Of	Final Maturity	91282CDK4	UNITED STATES TREASURY	11/30/26	2,400,000.00	94,264,340.19
Total					\$6,552,887.50	\$94,264,340.19
12/01/26 - 12/31/26						
Colorado Springs, City Of	Coupon	912828ZV5	UNITED STATES TREASURY	12/31/26	\$5,625.00	\$94,269,965.19
Colorado Springs, City Of	Coupon	91282CDQ1	UNITED STATES TREASURY	12/31/26	12,500.00	94,282,465.19
Colorado Springs, City Of	Coupon	91282CGC9	UNITED STATES TREASURY	12/31/26	27,125.00	94,309,590.19
Colorado Springs, City Of	Coupon	91282CEW7	UNITED STATES TREASURY	12/31/26	56,875.00	94,366,465.19

Cash Flow Data

04/01/2023 to 06/30/2023

Account	Transaction Type	Identifier	Description	Post Date	Amount	Ending Cash Balance
Colorado Springs, City Of	Final Maturity	91282CDQ1	UNITED STATES TREASURY	12/31/26	2,000,000.00	96,366,465.19
Total					\$2,102,125.00	\$96,366,465.19
2/01/27 - 2/28/27						
Colorado Springs, City Of	Coupon	91282CBJ9	UNITED STATES TREASURY	02/01/27	\$3,750.00	\$96,370,215.19
Colorado Springs, City Of	Coupon	912828V98	UNITED STATES TREASURY	02/16/27	22,500.00	96,392,715.19
Colorado Springs, City Of	Coupon	9128282R0	UNITED STATES TREASURY	02/16/27	22,500.00	96,415,215.19
Colorado Springs, City Of	Coupon	235308H97	DALLAS TEX INDPT SCH DIST	02/16/27	37,500.00	96,452,715.19
Colorado Springs, City Of	Coupon	9128283V8	UNITED STATES TREASURY	02/16/27	41,250.00	96,493,965.19
Colorado Springs, City Of	Final Maturity	235308H97	DALLAS TEX INDPT SCH DIST	02/16/27	1,500,000.00	97,993,965.19
Colorado Springs, City Of	Final Maturity	912828V98	UNITED STATES TREASURY	02/16/27	2,000,000.00	99,993,965.19
Total					\$3,627,500.00	\$99,993,965.19
3/01/27 - 3/31/27						
Colorado Springs, City Of	Coupon	91282CAH4	UNITED STATES TREASURY	03/01/27	\$10,625.00	\$100,004,590.19
Colorado Springs, City Of	Coupon	912828ZB9	UNITED STATES TREASURY	03/01/27	11,250.00	100,015,840.19
Colorado Springs, City Of	Final Maturity	912828ZB9	UNITED STATES TREASURY	03/01/27	2,000,000.00	102,015,840.19
Colorado Springs, City Of	Coupon	91282CAL5	UNITED STATES TREASURY	03/31/27	8,156.25	102,023,996.44
Total					\$2,030,031.25	\$102,023,996.44
4/01/27 - 4/30/27						
Colorado Springs, City Of	Coupon	76221R2K8	RHODE ISLAND HSG & MTG FIN CORP	04/01/27	\$7,500.00	\$102,031,496.44
Colorado Springs, City Of	Final Maturity	76221R2K8	RHODE ISLAND HSG & MTG FIN CORP	04/01/27	400,000.00	102,431,496.44
Colorado Springs, City Of	Coupon	912828ZN3	UNITED STATES TREASURY	04/30/27	5,000.00	102,436,496.44
Colorado Springs, City Of	Coupon	91282CBZ3	UNITED STATES TREASURY	04/30/27	18,750.00	102,455,246.44
Colorado Springs, City Of	Coupon	91282CHA2	UNITED STATES TREASURY	04/30/27	61,250.00	102,516,496.44
Colorado Springs, City Of	Final Maturity	912828ZN3	UNITED STATES TREASURY	04/30/27	2,000,000.00	104,516,496.44
Total					\$2,492,500.00	\$104,516,496.44
5/01/27 - 5/31/27						
Colorado Springs, City Of	Coupon	20772KTJ8	CONNECTICUT ST	05/17/27	\$13,887.50	\$104,530,383.94
Colorado Springs, City Of	Final Maturity	20772KTJ8	CONNECTICUT ST	05/17/27	550,000.00	105,080,383.94
Total					\$563,887.50	\$105,080,383.94
6/01/27 - 6/30/27						
Colorado Springs, City Of	Coupon	912828ZS2	UNITED STATES TREASURY	06/01/27	\$6,500.00	\$105,086,883.94
Colorado Springs, City Of	Final Maturity	912828ZS2	UNITED STATES TREASURY	06/01/27	2,600,000.00	107,686,883.94
Colorado Springs, City Of	Coupon	912828ZV5	UNITED STATES TREASURY	06/30/27	5,625.00	107,692,508.94
Colorado Springs, City Of	Coupon	91282CGC9	UNITED STATES TREASURY	06/30/27	27,125.00	107,719,633.94

Cash Flow Data

04/01/2023 to 06/30/2023

Account	Transaction Type	Identifier	Description	Post Date	Amount	Ending Cash Balance
Colorado Springs, City Of	Coupon	91282CEW7	UNITED STATES TREASURY	06/30/27	56,875.00	107,776,508.94
Colorado Springs, City Of	Final Maturity	912828ZV5	UNITED STATES TREASURY	06/30/27	2,250,000.00	110,026,508.94
Colorado Springs, City Of	Final Maturity	91282CEW7	UNITED STATES TREASURY	06/30/27	3,500,000.00	113,526,508.94
Total					\$8,446,125.00	\$113,526,508.94
8/01/27 - 8/31/27						
Colorado Springs, City Of	Coupon	91282CBJ9	UNITED STATES TREASURY	08/02/27	\$3,750.00	\$113,530,258.94
Colorado Springs, City Of	Coupon	9128282R0	UNITED STATES TREASURY	08/16/27	22,500.00	113,552,758.94
Colorado Springs, City Of	Coupon	9128283W8	UNITED STATES TREASURY	08/16/27	41,250.00	113,594,008.94
Colorado Springs, City Of	Final Maturity	9128282R0	UNITED STATES TREASURY	08/16/27	2,000,000.00	115,594,008.94
Colorado Springs, City Of	Coupon	91282CAH4	UNITED STATES TREASURY	08/31/27	10,625.00	115,604,633.94
Colorado Springs, City Of	Final Maturity	91282CAH4	UNITED STATES TREASURY	08/31/27	4,250,000.00	119,854,633.94
Total					\$6,328,125.00	\$119,854,633.94
9/01/27 - 9/30/27						
Colorado Springs, City Of	Coupon	91282CAL5	UNITED STATES TREASURY	09/30/27	\$8,156.25	\$119,862,790.19
Colorado Springs, City Of	Final Maturity	91282CAL5	UNITED STATES TREASURY	09/30/27	4,350,000.00	124,212,790.19
Total					\$4,358,156.25	\$124,212,790.19
11/01/27 - 11/30/27						
Colorado Springs, City Of	Coupon	91282CBZ3	UNITED STATES TREASURY	11/01/27	\$18,750.00	\$124,231,540.19
Colorado Springs, City Of	Coupon	91282CHA2	UNITED STATES TREASURY	11/01/27	61,250.00	124,292,790.19
Total					\$80,000.00	\$124,292,790.19
1/01/28 - 1/31/28						
Colorado Springs, City Of	Coupon	91282CGC9	UNITED STATES TREASURY	01/03/28	\$27,125.00	\$124,319,915.19
Colorado Springs, City Of	Final Maturity	91282CGC9	UNITED STATES TREASURY	01/03/28	1,400,000.00	125,719,915.19
Colorado Springs, City Of	Coupon	91282CBJ9	UNITED STATES TREASURY	01/31/28	3,750.00	125,723,665.19
Colorado Springs, City Of	Final Maturity	91282CBJ9	UNITED STATES TREASURY	01/31/28	1,000,000.00	126,723,665.19
Total					\$2,430,875.00	\$126,723,665.19
2/01/28 - 2/28/28						
Colorado Springs, City Of	Coupon	9128283W8	UNITED STATES TREASURY	02/15/28	\$41,250.00	\$126,764,915.19
Colorado Springs, City Of	Final Maturity	9128283W8	UNITED STATES TREASURY	02/15/28	3,000,000.00	129,764,915.19
Total					\$3,041,250.00	\$129,764,915.19

Issuer Identifier	Security Type % of Market Value	Book Yield Market Yield	Duration	S&P Moody's	Effective Maturity Final Maturity	Current Units	Accrued	Book Value Book Value + Accrued	Market Value Market Value + Accrued
Apple Inc.									
Apple Inc. 037833ES5	CORP 3.36%	4.42% 4.59%	1.10	AA+ Aaa	05/08/26 05/08/26	4,050,000.00	\$25,365.49	\$4,050,000.00 \$4,075,365.49	\$4,031,349.91 \$4,056,715.40
Apple Inc.	3.36%	4.42% 4.59%	1.10	AA+ Aaa		4,050,000.00	\$25,365.49	\$4,050,000.00 \$4,075,365.49	\$4,031,349.91 \$4,056,715.40
Arizona State Transportation Board									
Arizona State Transportation Board 040654XU4	MUNI 1.47%	1.96% 5.58%	0.96	AA+ Aa1	07/01/24 07/01/24	1,825,000.00	\$17,866.75	\$1,825,000.00 \$1,842,866.75	\$1,761,471.75 \$1,779,338.50
Arizona State Transportation Board	1.47%	1.96% 5.58%	0.96	AA+ Aa1		1,825,000.00	\$17,866.75	\$1,825,000.00 \$1,842,866.75	\$1,761,471.75 \$1,779,338.50
COLOTRUST PLUS + FUND									
COLOTRUST PLUS + FUND SF8888726	LGIP 0.24%	5.22% 5.22%		AAAm NA	06/30/23 06/30/23	291,614.15	\$0.00	\$291,614.15 \$291,614.15	\$291,614.15 \$291,614.15
COLOTRUST PLUS + FUND	0.24%	5.22% 5.22%		AAAm NA		291,614.15	\$0.00	\$291,614.15 \$291,614.15	\$291,614.15 \$291,614.15
Dallas Independent School District									
Dallas Independent School District 235308H97	MUNI 1.27%	2.06% 4.85%	3.22	AAA Aaa	02/15/27 02/15/27	1,500,000.00	\$28,333.33	\$1,653,182.21 \$1,681,515.55	\$1,507,455.00 \$1,535,788.33
Dallas Independent School District	1.27%	2.06% 4.85%	3.22	AAA Aaa		1,500,000.00	\$28,333.33	\$1,653,182.21 \$1,681,515.55	\$1,507,455.00 \$1,535,788.33
Federal Farm Credit Banks Funding Corporation									
Federal Farm Credit Banks Funding Corporation 3133EKVV4	GSE 0.68%	1.50% 5.51%	1.03	AA+ Aaa	07/26/24 07/26/24	850,000.00	\$6,770.49	\$853,160.46 \$859,930.95	\$818,055.31 \$824,825.79
Federal Farm Credit Banks Funding Corporation	0.68%	1.50% 5.51%	1.03	AA+ Aaa		850,000.00	\$6,770.49	\$853,160.46 \$859,930.95	\$818,055.31 \$824,825.79
Federal Home Loan Banks									

Issuer Identifier	Security Type % of Market Value	Book Yield Market Yield	Duration	S&P Moody's	Effective Maturity Final Maturity	Current Units	Accrued	Book Value Book Value + Accrued	Market Value Market Value + Accrued
Federal Home Loan Banks 3130AGWK7	GSE 0.40%	1.55% 5.30%	1.08	AA+ Aaa	08/15/24 08/15/24	500,000.00	\$2,833.33	\$499,727.75 \$502,561.09	\$479,519.00 \$482,352.33
Federal Home Loan Banks 3130AJHU6	GSE 0.77%	0.60% 4.93%	1.74	AA+ Aaa	04/14/25 04/14/25	1,000,000.00	1,069.44	998,208.50 999,277.95	925,027.69 926,097.13
Federal Home Loan Banks	1.17%	0.92% 5.06%	1.51	AA+ Aaa		1,500,000.00	\$3,902.78	\$1,497,936.26 \$1,501,839.04	\$1,404,546.69 \$1,408,449.47
Federal Home Loan Mortgage Corporation									
Federal Home Loan Mortgage Corporation 3137EAEP0	GSE 1.77%	1.52% 5.17%	1.55	AA+ Aaa	02/12/25 02/12/25	2,250,000.00	\$13,031.25	\$2,249,424.95 \$2,262,456.20	\$2,123,597.12 \$2,136,628.36
Federal Home Loan Mortgage Corporation 3137EAEU9	GSE 0.79%	0.48% 4.91%	2.00	AA+ Aaa	07/21/25 07/21/25	1,045,000.00	1,741.67	1,042,843.55 1,044,585.22	953,248.17 954,989.84
Federal Home Loan Mortgage Corporation 3137EAEX3	GSE 1.13%	0.45% 4.81%	2.17	AA+ Aaa	09/23/25 09/23/25	1,500,000.00	1,531.25	1,497,609.18 1,499,140.43	1,360,742.74 1,362,274.00
Federal Home Loan Mortgage Corporation	3.69%	0.96% 5.00%	1.84	AA+ Aaa		4,795,000.00	\$16,304.17	\$4,789,877.68 \$4,806,181.85	\$4,437,588.03 \$4,453,892.20
Federal National Mortgage Association									
Federal National Mortgage Association 3135G05X7	GSE 1.26%	0.47% 4.84%	2.09	AA+ Aaa	08/25/25 08/25/25	1,675,000.00	\$2,198.44	\$1,671,600.08 \$1,673,798.52	\$1,523,831.75 \$1,526,030.19
Federal National Mortgage Association	1.26%	0.47% 4.84%	2.09	AA+ Aaa		1,675,000.00	\$2,198.44	\$1,671,600.08 \$1,673,798.52	\$1,523,831.75 \$1,526,030.19
Florida Hurricane Catastrophe Fund Finance Corporation									
Florida Hurricane Catastrophe Fund Finance Corporation 341271AD6	MUNI 1.54%	3.45% 5.35%	1.92	AA Aa3	07/01/25 07/01/25	2,000,000.00	\$12,580.00	\$1,915,816.53 \$1,928,396.53	\$1,846,520.00 \$1,859,100.00
Florida Hurricane Catastrophe Fund Finance Corporation	1.54%	3.45% 5.35%	1.92	AA Aa3		2,000,000.00	\$12,580.00	\$1,915,816.53 \$1,928,396.53	\$1,846,520.00 \$1,859,100.00

Issuer Identifier	Security Type % of Market Value	Book Yield Market Yield	Duration	S&P Moody's	Effective Maturity Final Maturity	Current Units	Accrued	Book Value Book Value + Accrued	Market Value Market Value + Accrued
Jefferson County School District No R-I									
Jefferson County School District No R-I 4727362S5	MUNI 1.40%	0.73% 5.08%	2.38	AA Aa2	12/15/25 12/15/25	1,880,000.00	\$609.96	\$1,880,000.00 \$1,880,609.96	\$1,693,259.60 \$1,693,869.56
Jefferson County School District No R-I	1.40%	0.73% 5.08%	2.38	AA Aa2		1,880,000.00	\$609.96	\$1,880,000.00 \$1,880,609.96	\$1,693,259.60 \$1,693,869.56
Lincoln Electric System									
Lincoln Electric System 534272M22	MUNI 0.43%	0.71% 5.19%	2.10	AA NA	09/01/25 09/01/25	575,000.00	\$1,351.25	\$575,000.00 \$576,351.25	\$522,692.25 \$524,043.50
Lincoln Electric System	0.43%	0.71% 5.19%	2.10	AA NA		575,000.00	\$1,351.25	\$575,000.00 \$576,351.25	\$522,692.25 \$524,043.50
Metropolitan Life Global Funding I									
Metropolitan Life Global Funding I 592179KD6	CORP 1.12%	5.00% 5.47%	2.28	AA- Aa3	01/06/26 01/06/26	1,330,000.00	\$32,326.39	\$1,330,000.00 \$1,362,326.39	\$1,315,448.80 \$1,347,775.19
Metropolitan Life Global Funding I	1.12%	5.00% 5.47%	2.28	AA- Aa3		1,330,000.00	\$32,326.39	\$1,330,000.00 \$1,362,326.39	\$1,315,448.80 \$1,347,775.19
National Securities Clearing Corporation									
National Securities Clearing Corporation 637639AG0	CORP 2.44%	5.06% 5.64%	1.32	AA+ Aaa	11/21/24 11/21/24	2,950,000.00	\$16,552.78	\$2,949,522.13 \$2,966,074.91	\$2,926,788.60 \$2,943,341.38
National Securities Clearing Corporation	2.44%	5.06% 5.64%	1.32	AA+ Aaa		2,950,000.00	\$16,552.78	\$2,949,522.13 \$2,966,074.91	\$2,926,788.60 \$2,943,341.38
New York City Housing Development Corporation									
New York City Housing Development Corporation 64972CZ71	MUNI 1.65%	2.92% 5.64%	0.33	AA+ Aa2	11/01/23 11/01/23	2,000,000.00	\$10,570.00	\$2,001,663.32 \$2,012,233.32	\$1,983,520.00 \$1,994,090.00

Issuer Identifier	Security Type % of Market Value	Book Yield Market Yield	Duration	S&P Moody's	Effective Maturity Final Maturity	Current Units	Accrued	Book Value Book Value + Accrued	Market Value Market Value + Accrued
New York City Housing Development Corporation	1.65%	2.92% 5.64%	0.33	AA+ Aa2		2,000,000.00	\$10,570.00	\$2,001,663.32 \$2,012,233.32	\$1,983,520.00 \$1,994,090.00
Rhode Island Housing & Mortgage Finance Corp.									
Rhode Island Housing & Mortgage Finance Corp. 76221R2H5	MUNI 1.16%	3.60% 5.54%	2.55	AA+ Aa1	04/01/26 04/01/26	1,455,000.00	\$13,095.00	\$1,455,000.00 \$1,468,095.00	\$1,383,705.00 \$1,396,800.00
Rhode Island Housing & Mortgage Finance Corp. 76221R2K8	MUNI 0.32%	3.75% 5.41%	3.40	AA+ Aa1	04/01/27 04/01/27	400,000.00	3,750.00	400,000.00 403,750.00	377,736.00 381,486.00
Rhode Island Housing & Mortgage Finance Corp.	1.47%	3.63% 5.51%	2.73	AA+ Aa1		1,855,000.00	\$16,845.00	\$1,855,000.00 \$1,871,845.00	\$1,761,441.00 \$1,778,286.00
State of Connecticut									
State of Connecticut 20772KTJ8	MUNI 0.46%	4.51% 4.74%	3.48	AA- Aa3	05/15/27 05/15/27	550,000.00	\$694.38	\$560,497.32 \$561,191.69	\$555,863.00 \$556,557.38
State of Connecticut	0.46%	4.51% 4.74%	3.48	AA- Aa3		550,000.00	\$694.38	\$560,497.32 \$561,191.69	\$555,863.00 \$556,557.38
State of Maryland									
State of Maryland 574193TR9	MUNI 1.31%	0.66% 5.05%	2.02	AAA Aaa	08/01/25 08/01/25	1,725,000.00	\$4,743.75	\$1,725,000.00 \$1,729,743.75	\$1,576,753.50 \$1,581,497.25
State of Maryland	1.31%	0.66% 5.05%	2.02	AAA Aaa		1,725,000.00	\$4,743.75	\$1,725,000.00 \$1,729,743.75	\$1,576,753.50 \$1,581,497.25
The Procter & Gamble Company									
The Procter & Gamble Company 742718FY0	CORP 1.19%	4.12% 4.62%	2.37	AA- Aa3	01/26/26 01/26/26	1,425,000.00	\$25,155.21	\$1,424,175.49 \$1,449,330.70	\$1,407,349.24 \$1,432,504.45
The Procter & Gamble Company	1.19%	4.12% 4.62%	2.37	AA- Aa3		1,425,000.00	\$25,155.21	\$1,424,175.49 \$1,449,330.70	\$1,407,349.24 \$1,432,504.45
UNITED STATES OF AMERICA									
UNITED STATES OF AMERICA CCYUSD	CASH 0.00%	0.00% 0.00%	0.00	AAA Aaa	06/30/23 06/30/23	452.08	\$0.00	\$452.08 \$452.08	\$452.08 \$452.08
UNITED STATES OF AMERICA	0.00%	0.00% 0.00%	0.00	AAA Aaa		452.08	\$0.00	\$452.08 \$452.08	\$452.08 \$452.08

Issuer Identifier	Security Type % of Market Value	Book Yield Market Yield	Duration	S&P Moody's	Effective Maturity Final Maturity	Current Units	Accrued	Book Value Book Value + Accrued	Market Value Market Value + Accrued
United States Department of The Treasury									
United States Department of The Treasury 912828W71	US GOV 2.44%	2.32% 5.43%	0.73	AA+ Aaa	03/31/24 03/31/24	3,000,000.00	\$16,024.59	\$2,995,772.31 \$3,011,796.90	\$2,927,929.68 \$2,943,954.27
United States Department of The Treasury 912828XT2	US GOV 1.65%	1.89% 5.45%	0.89	AA+ Aaa	05/31/24 05/31/24	2,050,000.00	3,472.68	2,051,985.80 2,055,458.48	1,987,458.99 1,990,931.67
United States Department of The Treasury 91282CCG4	US GOV 0.79%	1.80% 5.43%	0.93	AA+ Aaa	06/15/24 06/15/24	1,000,000.00	109.29	985,378.63 985,487.92	952,187.50 952,296.79
United States Department of The Treasury 9128286Z8	US GOV 1.60%	1.45% 5.44%	0.97	AA+ Aaa	06/30/24 06/30/24	2,000,000.00	95.11	2,005,965.56 2,006,060.67	1,929,062.50 1,929,157.61
United States Department of The Treasury 912828Y87	US GOV 1.02%	1.48% 5.43%	1.04	AA+ Aaa	07/31/24 07/31/24	1,275,000.00	9,307.15	1,278,678.20 1,287,985.35	1,226,141.60 1,235,448.75
United States Department of The Treasury 912828YE4	US GOV 0.40%	0.51% 5.40%	1.13	AA+ Aaa	08/31/24 08/31/24	500,000.00	2,088.99	504,304.76 506,393.75	476,777.34 478,866.34
United States Department of The Treasury 912828Y5	US GOV 1.60%	2.29% 5.35%	1.20	AA+ Aaa	09/30/24 09/30/24	2,000,000.00	10,683.06	1,995,889.20 2,006,572.26	1,922,812.50 1,933,495.56
United States Department of The Treasury 912828YH7	US GOV 0.42%	0.31% 5.36%	1.21	AA+ Aaa	09/30/24 09/30/24	525,000.00	1,979.51	532,793.98 534,773.49	500,800.78 502,780.29
United States Department of The Treasury 912828YM6	US GOV 1.11%	0.29% 5.33%	1.29	AA+ Aaa	10/31/24 10/31/24	1,400,000.00	3,538.04	1,422,509.00 1,426,047.05	1,331,804.68 1,335,342.73
United States Department of The Treasury 912828J7	US GOV 1.19%	0.86% 5.27%	1.37	AA+ Aaa	11/30/24 11/30/24	1,500,000.00	2,699.80	1,526,581.27 1,529,281.07	1,436,367.18 1,439,066.98
United States Department of The Treasury 9128283P3	US GOV 0.79%	0.87% 5.24%	1.45	AA+ Aaa	12/31/24 12/31/24	1,000,000.00	61.14	1,020,552.41 1,020,613.55	957,343.75 957,404.89
United States Department of The Treasury 912828J27	US GOV 2.18%	0.47% 5.13%	1.56	AA+ Aaa	02/15/25 02/15/25	2,750,000.00	20,662.98	2,818,164.06 2,838,827.04	2,617,333.98 2,637,996.96
United States Department of The Treasury 912828ZF0	US GOV 1.15%	0.34% 5.04%	1.70	AA+ Aaa	03/31/25 03/31/25	1,500,000.00	1,885.25	1,504,167.38 1,506,052.63	1,387,207.04 1,389,092.28

Issuer Identifier	Security Type % of Market Value	Book Yield Market Yield	Duration	S&P Moody's	Effective Maturity Final Maturity	Current Units	Accrued	Book Value Book Value + Accrued	Market Value Market Value + Accrued
United States Department of The Treasury 91282ZL7	US GOV 1.52%	1.40% 5.00%	1.78	AA+ Aaa	04/30/25 04/30/25	2,000,000.00	1,263.59	1,963,056.72 1,964,320.30	1,839,843.76 1,841,107.35
United States Department of The Treasury 91282XZ8	US GOV 1.59%	2.38% 4.92%	1.91	AA+ Aaa	06/30/25 06/30/25	2,000,000.00	149.46	2,014,383.29 2,014,532.75	1,918,359.38 1,918,508.84
United States Department of The Treasury 91282CAB7	US GOV 0.75%	0.50% 4.85%	2.03	AA+ Aaa	07/31/25 07/31/25	1,000,000.00	1,042.82	994,736.10 995,778.91	909,804.69 910,847.51
United States Department of The Treasury 91282CAM3	US GOV 0.75%	0.60% 4.72%	2.19	AA+ Aaa	09/30/25 09/30/25	1,000,000.00	628.42	992,131.24 992,759.65	905,546.88 906,175.30
United States Department of The Treasury 91282CAT8	US GOV 0.56%	0.69% 4.71%	2.27	AA+ Aaa	10/31/25 10/31/25	750,000.00	315.90	742,368.45 742,684.34	676,816.41 677,132.31
United States Department of The Treasury 91282CAT8	US GOV 0.75%	1.87% 4.71%	2.27	AA+ Aaa	10/31/25 10/31/25	1,000,000.00	421.20	963,158.26 963,579.46	902,421.88 902,843.08
United States Department of The Treasury 912825T3	US GOV 1.58%	2.17% 4.67%	2.38	AA+ Aaa	12/31/25 12/31/25	2,000,000.00	142.66	2,021,802.85 2,021,945.52	1,904,375.00 1,904,517.66
United States Department of The Treasury 91282CBC4	US GOV 0.49%	0.69% 4.61%	2.43	AA+ Aaa	12/31/25 12/31/25	650,000.00	6.62	644,982.55 644,989.18	585,761.72 585,768.35
United States Department of The Treasury 91282CBH3	US GOV 0.88%	0.60% 4.62%	2.51	AA+ Aaa	01/31/26 01/31/26	1,185,000.00	1,853.61	1,178,065.72 1,179,919.33	1,063,722.66 1,065,576.26
United States Department of The Treasury 91282CBQ3	US GOV 0.93%	0.85% 4.60%	2.59	AA+ Aaa	02/28/26 02/28/26	1,250,000.00	2,088.99	1,238,379.18 1,240,468.17	1,122,656.25 1,124,745.24
United States Department of The Treasury 91282CBT7	US GOV 1.13%	0.78% 4.51%	2.66	AA+ Aaa	03/31/26 03/31/26	1,500,000.00	2,827.87	1,498,741.39 1,501,569.26	1,355,449.22 1,358,277.08
United States Department of The Treasury 912826S4	US GOV 0.69%	4.15% 4.55%	2.68	AA+ Aaa	04/30/26 04/30/26	875,000.00	3,501.19	833,797.91 837,299.10	824,960.94 828,462.13
United States Department of The Treasury 91282CBW0	US GOV 0.97%	0.88% 4.54%	2.74	AA+ Aaa	04/30/26 04/30/26	1,300,000.00	1,642.66	1,295,402.29 1,297,044.96	1,170,355.47 1,171,998.14
United States Department of The Treasury 91282CHB0	US GOV 2.44%	4.41% 4.54%	2.68	AA+ Aaa	05/15/26 05/15/26	3,000,000.00	13,889.27	2,936,653.89 2,950,543.16	2,926,406.25 2,940,295.52

Issuer Identifier	Security Type % of Market Value	Book Yield Market Yield	Duration	S&P Moody's	Effective Maturity Final Maturity	Current Units	Accrued	Book Value Book Value + Accrued	Market Value Market Value + Accrued
United States Department of The Treasury 91282CCF6	US GOV 1.49%	0.84% 4.52%	2.82	AA+ Aaa	05/31/26 05/31/26	2,000,000.00	1,270.49	1,994,650.31 1,995,920.80	1,795,937.50 1,797,207.99
United States Department of The Treasury 912828Y95	US GOV 1.31%	3.73% 4.48%	2.92	AA+ Aaa	07/31/26 07/31/26	1,700,000.00	13,295.93	1,609,002.31 1,622,298.24	1,573,496.10 1,586,792.02
United States Department of The Treasury 912828YD6	US GOV 1.51%	3.37% 4.47%	3.03	AA+ Aaa	08/31/26 08/31/26	2,000,000.00	9,191.58	1,881,012.35 1,890,203.93	1,819,062.50 1,828,254.08
United States Department of The Treasury 91282CCZ2	US GOV 1.86%	1.18% 4.39%	3.13	AA+ Aaa	09/30/26 09/30/26	2,500,000.00	5,498.63	2,476,111.22 2,481,609.86	2,236,132.80 2,241,631.43
United States Department of The Treasury 912828YQ7	US GOV 1.52%	1.86% 4.42%	3.18	AA+ Aaa	10/31/26 10/31/26	2,000,000.00	5,475.54	1,984,862.98 1,990,338.52	1,828,593.76 1,834,069.30
United States Department of The Treasury 912828YU8	US GOV 1.51%	1.83% 4.40%	3.26	AA+ Aaa	11/30/26 11/30/26	2,000,000.00	2,752.73	1,986,252.78 1,989,005.52	1,825,468.76 1,828,221.49
United States Department of The Treasury 91282CDK4	US GOV 1.79%	1.88% 4.41%	3.28	AA+ Aaa	11/30/26 11/30/26	2,400,000.00	2,540.98	2,350,472.49 2,353,013.47	2,161,687.49 2,164,228.47
United States Department of The Treasury 91282CDQ1	US GOV 1.49%	1.63% 4.37%	3.36	AA+ Aaa	12/31/26 12/31/26	2,000,000.00	67.93	1,974,066.65 1,974,134.58	1,799,453.12 1,799,521.05
United States Department of The Treasury 912828V98	US GOV 1.55%	2.56% 4.37%	3.39	AA+ Aaa	02/15/27 02/15/27	2,000,000.00	16,906.08	1,978,573.73 1,995,479.81	1,859,140.62 1,876,046.70
United States Department of The Treasury 912828ZB9	US GOV 1.48%	3.08% 4.34%	3.51	AA+ Aaa	02/28/27 02/28/27	2,000,000.00	7,520.38	1,865,749.17 1,873,269.55	1,784,062.50 1,791,582.88
United States Department of The Treasury 912828ZN3	US GOV 1.44%	3.08% 4.32%	3.72	AA+ Aaa	04/30/27 04/30/27	2,000,000.00	1,684.78	1,815,169.13 1,816,853.91	1,732,890.62 1,734,575.40
United States Department of The Treasury 912828ZS2	US GOV 1.86%	3.31% 4.30%	3.80	AA+ Aaa	05/31/27 05/31/27	2,600,000.00	1,101.09	2,333,626.08 2,334,727.18	2,246,968.75 2,248,069.84
United States Department of The Treasury 912828ZV5	US GOV 1.61%	3.97% 4.29%	3.88	AA+ Aaa	06/30/27 06/30/27	2,250,000.00	30.57	1,964,028.15 1,964,058.72	1,939,394.52 1,939,425.09
United States Department of The Treasury 91282CEW7	US GOV 2.79%	3.30% 4.31%	3.70	AA+ Aaa	06/30/27 06/30/27	3,500,000.00	309.10	3,493,212.20 3,493,521.30	3,365,058.58 3,365,367.69

Issuer Identifier	Security Type % of Market Value	Book Yield Market Yield	Duration	S&P Moody's	Effective Maturity Final Maturity	Current Units	Accrued	Book Value Book Value + Accrued	Market Value Market Value + Accrued
United States Department of The Treasury 9128282R0	US GOV 1.54%	3.68% 4.28%	3.84	AA+ Aaa	08/15/27 08/15/27	2,000,000.00	16,906.08	1,891,800.36 1,908,706.44	1,848,125.00 1,865,031.08
United States Department of The Treasury 91282CAH4	US GOV 3.02%	3.96% 4.27%	4.03	AA+ Aaa	08/31/27 08/31/27	4,250,000.00	7,102.58	3,690,261.55 3,697,364.14	3,644,707.01 3,651,809.59
United States Department of The Treasury 91282CAL5	US GOV 3.07%	3.92% 4.25%	4.13	AA+ Aaa	09/30/27 09/30/27	4,350,000.00	4,100.41	3,751,425.61 3,755,526.02	3,700,728.53 3,704,828.94
United States Department of The Treasury 91282CGC9	US GOV 1.14%	4.05% 4.23%	4.08	AA+ Aaa	12/31/27 12/31/27	1,400,000.00	147.42	1,390,111.21 1,390,258.63	1,379,929.68 1,380,077.10
United States Department of The Treasury 91282CBJ9	US GOV 0.71%	4.02% 4.20%	4.40	AA+ Aaa	01/31/28 01/31/28	1,000,000.00	3,128.45	864,271.16 867,399.61	857,421.88 860,550.33
United States Department of The Treasury 912823VW8	US GOV 2.36%	4.03% 4.20%	4.23	AA+ Aaa	02/15/28 02/15/28	3,000,000.00	30,994.48	2,839,703.90 2,870,698.38	2,818,242.18 2,849,236.66
United States Department of The Treasury 91282CBZ3	US GOV 2.17%	4.09% 4.18%	4.59	AA+ Aaa	04/30/28 04/30/28	3,000,000.00	6,317.93	2,630,051.11 2,636,369.04	2,619,257.82 2,625,575.75
United States Department of The Treasury 91282CHA2	US GOV 2.83%	3.61% 4.16%	4.37	AA+ Aaa	04/30/28 04/30/28	3,500,000.00	20,638.59	3,483,285.86 3,503,924.45	3,399,375.00 3,420,013.59
United States Department of The Treasury	71.44%	2.42% 4.62%	2.85	AA+ Aaa		93,460,000.00	\$259,363.60	\$90,208,102.75 \$90,467,466.35	\$85,994,842.75 \$86,254,206.35
WALMART INC									
WALMART INC 931142EWW9	CORP 2.40%	3.92% 4.88%	2.05	AA Aa2	09/09/25 09/09/25	2,915,000.00	\$35,368.67	\$2,913,487.81 \$2,948,856.48	\$2,856,384.89 \$2,891,753.56
WALMART INC	2.40%	3.92% 4.88%	2.05	AA Aa2		2,915,000.00	\$35,368.67	\$2,913,487.81 \$2,948,856.48	\$2,856,384.89 \$2,891,753.56
Portfolio Total	100.00%	2.52% 4.77%	2.55	AA+ Aaa	03/27/26 03/27/26	129,152,066.23	\$516,902.41	\$125,971,088.28 \$126,487,990.69	\$120,217,228.31 \$120,734,130.72

Identifier	Description	S&P Rating	Original Units Current Units	Currency	Security Type	Final Maturity	Original Cost Book Value	Accrued Balance Interest Due	Net Unrealized Gain/Loss	Market Value Market Price
Level I										
CCYUSD	Cash	AAA	452.08 452.08	USD	CASH	06/30/23	\$452.08 \$452.08	\$0.00 \$0.00	\$0.00	\$452.08 1.00
Level I Total	Cash	AAA	452.08 452.08	USD	CASH	06/30/23	\$452.08 \$452.08	\$0.00 \$0.00	\$0.00	\$452.08 1.00
Other										
037833ES5	APPLE INC	AA+	4,050,000.00 4,050,000.00	USD	CORP	05/08/26	\$4,050,000.00 \$4,050,000.00	\$25,365.49 \$0.00	(\$18,650.09)	\$4,031,349.91 99.54
040654XU4	ARIZONA ST TRANSN BRD HWY REV	AA+	1,825,000.00 1,825,000.00	USD	MUNI	07/01/24	1,825,000.00 1,825,000.00	17,866.75 0.00	(63,528.25)	1,761,471.75 96.52
20772KTJ8	CONNECTICUT ST	AA-	550,000.00 550,000.00	USD	MUNI	05/15/27	560,560.00 560,497.32	694.38 0.00	(4,634.32)	555,863.00 101.07
235308H97	DALLAS TEX INDPT SCH DIST	AAA	1,500,000.00 1,500,000.00	USD	MUNI	02/15/27	1,704,285.00 1,653,182.21	28,333.33 0.00	(145,727.21)	1,507,455.00 100.50
3130AGWK7	FEDERAL HOME LOAN BANKS	AA+	500,000.00 500,000.00	USD	GSE	08/15/24	498,825.00 499,727.75	2,833.33 0.00	(20,208.75)	479,519.00 95.90
3130AJHU6	FEDERAL HOME LOAN BANKS	AA+	1,000,000.00 1,000,000.00	USD	GSE	04/14/25	995,040.00 998,208.50	1,069.44 0.00	(73,180.81)	925,027.69 92.50
3133EKWV4	FEDERAL FARM CREDIT BANKS FUNDING CORP	AA+	850,000.00 850,000.00	USD	GSE	07/26/24	864,110.00 853,160.46	6,770.49 0.00	(35,105.16)	818,055.31 96.24
3135G05X7	FEDERAL NATIONAL MORTGAGE ASSOCIATION	AA+	1,675,000.00 1,675,000.00	USD	GSE	08/25/25	1,667,161.00 1,671,600.08	2,198.44 0.00	(147,768.33)	1,523,831.75 90.98
3137EAEP0	FEDERAL HOME LOAN MORTGAGE CORP	AA+	2,250,000.00 2,250,000.00	USD	GSE	02/12/25	2,248,267.50 2,249,424.95	13,031.25 0.00	(125,827.83)	2,123,597.12 94.38
3137EAEU9	FEDERAL HOME LOAN MORTGAGE CORP	AA+	1,045,000.00 1,045,000.00	USD	GSE	07/21/25	1,039,795.90 1,042,843.55	1,741.67 0.00	(89,595.38)	953,248.17 91.22
3137EAEX3	FEDERAL HOME LOAN MORTGAGE CORP	AA+	1,500,000.00 1,500,000.00	USD	GSE	09/23/25	1,494,735.00 1,497,609.18	1,531.25 0.00	(136,866.43)	1,360,742.74 90.72
341271AD6	FLORIDA ST BRD ADMIN FIN CORP REV	AA	2,000,000.00 2,000,000.00	USD	MUNI	07/01/25	1,868,740.00 1,915,816.53	12,580.00 0.00	(69,296.53)	1,846,520.00 92.33
4727362S5	JEFFERSON CNTY COLO SCH DIST NO R-001	AA	1,880,000.00 1,880,000.00	USD	MUNI	12/15/25	1,880,000.00 1,880,000.00	609.96 0.00	(186,740.40)	1,693,259.60 90.07
534272M22	LINCOLN NEB ELEC SYS REV	AA	575,000.00 575,000.00	USD	MUNI	09/01/25	575,000.00 575,000.00	1,351.25 0.00	(52,307.75)	522,692.25 90.90

Identifier	Description	S&P Rating	Original Units Current Units	Currency	Security Type	Final Maturity	Original Cost Book Value	Accrued Balance Interest Due	Net Unrealized Gain/Loss	Market Value Market Price
574193TR9	MARYLAND ST	AAA	1,725,000.00 1,725,000.00	USD	MUNI	08/01/25	1,725,000.00 1,725,000.00	4,743.75 0.00	(148,246.50)	1,576,753.50 91.41
592179KD6	METROPOLITAN LIFE GLOBAL FUNDING I	AA-	1,330,000.00 1,330,000.00	USD	CORP	01/06/26	1,330,000.00 1,330,000.00	32,326.39 0.00	(14,551.20)	1,315,448.80 98.91
637639AG0	NATIONAL SECURITIES CLEARING CORP	AA+	2,950,000.00 2,950,000.00	USD	CORP	11/21/24	2,949,321.50 2,949,522.13	16,552.78 0.00	(22,733.53)	2,926,788.60 99.21
64972CZ71	NEW YORK N Y CITY HSG DEV CORP MULTIFAMILY HSG REV	AA+	2,000,000.00 2,000,000.00	USD	MUNI	11/01/23	2,021,700.00 2,001,663.32	10,570.00 0.00	(18,143.32)	1,983,520.00 99.18
742718FY0	PROCTER & GAMBLE CO	AA-	1,425,000.00 1,425,000.00	USD	CORP	01/26/26	1,424,045.25 1,424,175.49	25,155.21 0.00	(16,826.26)	1,407,349.24 98.76
76221R2H5	RHODE ISLAND HSG & MTG FIN CORP	AA+	1,455,000.00 1,455,000.00	USD	MUNI	04/01/26	1,455,000.00 1,455,000.00	13,095.00 0.00	(71,295.00)	1,383,705.00 95.10
76221R2K8	RHODE ISLAND HSG & MTG FIN CORP	AA+	400,000.00 400,000.00	USD	MUNI	04/01/27	400,000.00 400,000.00	3,750.00 0.00	(22,264.00)	377,736.00 94.43
9128282R0	UNITED STATES TREASURY	AA+	2,000,000.00 2,000,000.00	USD	US GOV	08/15/27	1,887,812.50 1,891,800.36	16,906.08 0.00	(43,675.36)	1,848,125.00 92.41
9128282Y5	UNITED STATES TREASURY	AA+	2,000,000.00 2,000,000.00	USD	US GOV	09/30/24	1,991,796.88 1,995,889.20	10,683.06 0.00	(73,076.70)	1,922,812.50 96.14
9128283J7	UNITED STATES TREASURY	AA+	1,500,000.00 1,500,000.00	USD	US GOV	11/30/24	1,587,773.44 1,526,581.27	2,699.80 0.00	(90,214.09)	1,436,367.18 95.76
9128283P3	UNITED STATES TREASURY	AA+	1,000,000.00 1,000,000.00	USD	US GOV	12/31/24	1,065,273.44 1,020,552.41	61.14 0.00	(63,208.66)	957,343.75 95.73
9128283V8	UNITED STATES TREASURY	AA+	3,000,000.00 3,000,000.00	USD	US GOV	02/15/28	2,830,195.31 2,839,703.90	30,994.48 0.00	(21,461.72)	2,818,242.18 93.94
9128285T3	UNITED STATES TREASURY	AA+	2,000,000.00 2,000,000.00	USD	US GOV	12/31/25	2,032,578.13 2,021,802.85	142.66 0.00	(117,427.85)	1,904,375.00 95.22
9128286S4	UNITED STATES TREASURY	AA+	875,000.00 875,000.00	USD	US GOV	04/30/26	832,446.29 833,797.91	3,501.19 0.00	(8,836.97)	824,960.94 94.28
9128286Z8	UNITED STATES TREASURY	AA+	2,000,000.00 2,000,000.00	USD	US GOV	06/30/24	2,014,140.62 2,005,965.56	95.11 0.00	(76,903.06)	1,929,062.50 96.45
912828J27	UNITED STATES TREASURY	AA+	2,750,000.00 2,750,000.00	USD	US GOV	02/15/25	2,945,292.97 2,818,164.06	20,662.98 0.00	(200,830.08)	2,617,333.98 95.18
912828V98	UNITED STATES TREASURY	AA+	2,000,000.00 2,000,000.00	USD	US GOV	02/15/27	1,971,562.50 1,978,573.73	16,906.08 0.00	(119,433.11)	1,859,140.62 92.96
912828W71	UNITED STATES TREASURY	AA+	3,000,000.00 3,000,000.00	USD	US GOV	03/31/24	2,973,398.44 2,995,772.31	16,024.59 0.00	(67,842.63)	2,927,929.68 97.60

Identifier	Description	S&P Rating	Original Units Current Units	Currency	Security Type	Final Maturity	Original Cost Book Value	Accrued Balance Interest Due	Net Unrealized Gain/Loss	Market Value Market Price
912828XT2	UNITED STATES TREASURY	AA+	2,050,000.00 2,050,000.00	USD	US GOV	05/31/24	2,060,410.16 2,051,985.80	3,472.68 0.00	(64,526.82)	1,987,458.99 96.95
912828XZ8	UNITED STATES TREASURY	AA+	2,000,000.00 2,000,000.00	USD	US GOV	06/30/25	2,023,203.12 2,014,383.29	149.46 0.00	(96,023.91)	1,918,359.38 95.92
912828Y87	UNITED STATES TREASURY	AA+	1,275,000.00 1,275,000.00	USD	US GOV	07/31/24	1,291,136.72 1,278,678.20	9,307.15 0.00	(52,536.60)	1,226,141.60 96.17
912828Y95	UNITED STATES TREASURY	AA+	1,700,000.00 1,700,000.00	USD	US GOV	07/31/26	1,597,070.31 1,609,002.31	13,295.93 0.00	(35,506.21)	1,573,496.10 92.56
912828YD6	UNITED STATES TREASURY	AA+	2,000,000.00 2,000,000.00	USD	US GOV	08/31/26	1,851,562.50 1,881,012.35	9,191.58 0.00	(61,949.85)	1,819,062.50 90.95
912828YE4	UNITED STATES TREASURY	AA+	500,000.00 500,000.00	USD	US GOV	08/31/24	511,582.03 504,304.76	2,088.99 0.00	(27,527.41)	476,777.34 95.36
912828YH7	UNITED STATES TREASURY	AA+	525,000.00 525,000.00	USD	US GOV	09/30/24	549,117.19 532,793.98	1,979.51 0.00	(31,993.20)	500,800.78 95.39
912828YM6	UNITED STATES TREASURY	AA+	1,400,000.00 1,400,000.00	USD	US GOV	10/31/24	1,465,789.05 1,422,509.00	3,538.04 0.00	(90,704.32)	1,331,804.68 95.13
912828YQ7	UNITED STATES TREASURY	AA+	2,000,000.00 2,000,000.00	USD	US GOV	10/31/26	1,978,906.25 1,984,862.98	5,475.54 0.00	(156,269.22)	1,828,593.76 91.43
912828YU8	UNITED STATES TREASURY	AA+	2,000,000.00 2,000,000.00	USD	US GOV	11/30/26	1,981,015.63 1,986,252.78	2,752.73 0.00	(160,784.02)	1,825,468.76 91.27
912828ZB9	UNITED STATES TREASURY	AA+	2,000,000.00 2,000,000.00	USD	US GOV	02/28/27	1,829,687.50 1,865,749.17	7,520.38 0.00	(81,686.67)	1,784,062.50 89.20
912828ZF0	UNITED STATES TREASURY	AA+	1,500,000.00 1,500,000.00	USD	US GOV	03/31/25	1,510,253.91 1,504,167.38	1,885.25 0.00	(116,960.35)	1,387,207.04 92.48
912828ZL7	UNITED STATES TREASURY	AA+	2,000,000.00 2,000,000.00	USD	US GOV	04/30/25	1,935,312.50 1,963,056.72	1,263.59 0.00	(123,212.96)	1,839,843.76 91.99
912828ZN3	UNITED STATES TREASURY	AA+	2,000,000.00 2,000,000.00	USD	US GOV	04/30/27	1,767,812.50 1,815,169.13	1,684.78 0.00	(82,278.51)	1,732,890.62 86.64
912828ZS2	UNITED STATES TREASURY	AA+	2,600,000.00 2,600,000.00	USD	US GOV	05/31/27	2,280,992.19 2,333,626.08	1,101.09 0.00	(86,657.33)	2,246,968.75 86.42
912828ZV5	UNITED STATES TREASURY	AA+	2,250,000.00 2,250,000.00	USD	US GOV	06/30/27	1,925,507.81 1,964,028.15	30.57 0.00	(24,633.63)	1,939,394.52 86.20
91282CAB7	UNITED STATES TREASURY	AA+	1,000,000.00 1,000,000.00	USD	US GOV	07/31/25	988,867.19 994,736.10	1,042.82 0.00	(84,931.41)	909,804.69 90.98
91282CAH4	UNITED STATES TREASURY	AA+	4,250,000.00 4,250,000.00	USD	US GOV	08/31/27	3,618,476.56 3,690,261.55	7,102.58 0.00	(45,554.54)	3,644,707.01 85.76

Identifier	Description	S&P Rating	Original Units Current Units	Currency	Security Type	Final Maturity	Original Cost Book Value	Accrued Balance Interest Due	Net Unrealized Gain/Loss	Market Value Market Price
91282CAL5	UNITED STATES TREASURY	AA+	4,350,000.00 4,350,000.00	USD	US GOV	09/30/27	3,676,089.84 3,751,425.61	4,100.41 0.00	(50,697.09)	3,700,728.53 85.07
91282CAM3	UNITED STATES TREASURY	AA+	1,000,000.00 1,000,000.00	USD	US GOV	09/30/25	985,585.94 992,131.24	628.42 0.00	(86,584.36)	905,546.88 90.55
91282CAT8	UNITED STATES TREASURY	AA+	1,750,000.00 1,750,000.00	USD	US GOV	10/31/25	1,677,626.95 1,705,526.71	737.09 0.00	(126,288.42)	1,579,238.29 90.24
91282CBC4	UNITED STATES TREASURY	AA+	650,000.00 650,000.00	USD	US GOV	12/31/25	641,367.19 644,982.55	6.62 0.00	(59,220.83)	585,761.72 90.12
91282CBH3	UNITED STATES TREASURY	AA+	1,185,000.00 1,185,000.00	USD	US GOV	01/31/26	1,171,853.91 1,178,065.72	1,853.61 0.00	(114,343.07)	1,063,722.66 89.77
91282CBJ9	UNITED STATES TREASURY	AA+	1,000,000.00 1,000,000.00	USD	US GOV	01/31/28	856,171.88 864,271.16	3,128.45 0.00	(6,849.28)	857,421.88 85.74
91282CBQ3	UNITED STATES TREASURY	AA+	1,250,000.00 1,250,000.00	USD	US GOV	02/28/26	1,228,759.77 1,238,379.18	2,088.99 0.00	(115,722.93)	1,122,656.25 89.81
91282CBT7	UNITED STATES TREASURY	AA+	1,500,000.00 1,500,000.00	USD	US GOV	03/31/26	1,497,773.44 1,498,741.39	2,827.87 0.00	(143,292.18)	1,355,449.22 90.36
91282CBW0	UNITED STATES TREASURY	AA+	1,300,000.00 1,300,000.00	USD	US GOV	04/30/26	1,292,636.72 1,295,402.29	1,642.66 0.00	(125,046.82)	1,170,355.47 90.03
91282CBZ3	UNITED STATES TREASURY	AA+	3,000,000.00 3,000,000.00	USD	US GOV	04/30/28	2,629,101.56 2,630,051.11	6,317.93 0.00	(10,793.29)	2,619,257.82 87.31
91282CCF6	UNITED STATES TREASURY	AA+	2,000,000.00 2,000,000.00	USD	US GOV	05/31/26	1,990,937.50 1,994,650.31	1,270.49 0.00	(198,712.81)	1,795,937.50 89.80
91282CCG4	UNITED STATES TREASURY	AA+	1,000,000.00 1,000,000.00	USD	US GOV	06/15/24	965,781.25 985,378.63	109.29 0.00	(33,191.13)	952,187.50 95.22
91282CCZ2	UNITED STATES TREASURY	AA+	2,500,000.00 2,500,000.00	USD	US GOV	09/30/26	2,464,160.16 2,476,111.22	5,498.63 0.00	(239,978.42)	2,236,132.80 89.45
91282CDK4	UNITED STATES TREASURY	AA+	2,400,000.00 2,400,000.00	USD	US GOV	11/30/26	2,332,312.50 2,350,472.49	2,540.98 0.00	(188,785.00)	2,161,687.49 90.07
91282CDQ1	UNITED STATES TREASURY	AA+	2,000,000.00 2,000,000.00	USD	US GOV	12/31/26	1,963,906.25 1,974,066.65	67.93 0.00	(174,613.53)	1,799,453.12 89.97
91282CEW7	UNITED STATES TREASURY	AA+	3,500,000.00 3,500,000.00	USD	US GOV	06/30/27	3,491,796.88 3,493,212.20	309.10 0.00	(128,153.61)	3,365,058.58 96.14
91282CGC9	UNITED STATES TREASURY	AA+	1,400,000.00 1,400,000.00	USD	US GOV	12/31/27	1,389,445.31 1,390,111.21	147.42 0.00	(10,181.53)	1,379,929.68 98.57
91282CHA2	UNITED STATES TREASURY	AA+	3,500,000.00 3,500,000.00	USD	US GOV	04/30/28	3,482,773.44 3,483,285.86	20,638.59 0.00	(83,910.86)	3,399,375.00 97.12

Identifier	Description	S&P Rating	Original Units Current Units	Currency	Security Type	Final Maturity	Original Cost Book Value	Accrued Balance Interest Due	Net Unrealized Gain/Loss	Market Value Market Price
91282CHB0	UNITED STATES TREASURY	AA+	3,000,000.00 3,000,000.00	USD	US GOV	05/15/26	2,936,367.19 2,936,653.89	13,889.27 0.00	(10,247.64)	2,926,406.25 97.55
931142EW9	WALMART INC	AA	2,915,000.00 2,915,000.00	USD	CORP	09/09/25	2,912,959.50 2,913,487.81	35,368.67 0.00	(57,102.93)	2,856,384.89 97.99
SF8888726	COLOTRUST PLUS + FUND	AAAm	291,614.15 291,614.15	USD	LGIP	06/30/23	291,614.15 291,614.15	0.00 0.00	0.00	291,614.15 1.00
Other Total		AA+	129,151,614.15 129,151,614.15	USD		03/27/26	\$125,754,581.12 \$125,970,636.20	\$516,902.41 \$0.00	(\$5,753,859.97)	\$120,216,776.23 93.05
Portfolio Total			129,152,066.23 129,152,066.23				\$125,755,033.20 \$125,971,088.28	\$516,902.41 \$0.00	(\$5,753,859.97)	\$120,217,228.31

Shock Analysis - Parallel Shift

04/01/2023 to 06/30/2023

Description	Market Value	Callable Next Call Date	Effective Maturity Final Maturity	Book Yield Market Yield	Duration	-100 Bps Shock % Change at -100 Bps	-50 Bps Shock % Change at -50 Bps	50 Bps Shock % Change at 50 Bps	100 Bps Shock % Change at 100 Bps
APPLE INC	\$4,031,349.91	Y 05/08/24	05/08/26 05/08/26	4.42% 4.59%	1.104	\$4,075,741.22 1.101%	\$4,053,570.61 0.551%	\$4,009,079.13 -0.552%	\$3,986,758.26 -1.106%
ARIZONA ST TRANSN BRD HWY REV	1,761,471.75	N --	07/01/24 07/01/24	1.96% 5.58%	0.961	1,778,400.73 0.961%	1,769,935.93 0.481%	1,753,008.19 -0.480%	1,744,545.24 -0.961%
COLOTRUST PLUS + FUND	291,614.15	N --	06/30/23 06/30/23	5.22% 5.22%		291,614.15 0.000%	291,614.15 0.000%	291,614.15 0.000%	291,614.15 0.000%
CONNECTICUT ST	555,863.00	N --	05/15/27 05/15/27	4.51% 4.74%	3.484	575,233.30 3.485%	565,547.14 1.742%	546,180.87 -1.742%	536,500.76 -3.483%
Cash	452.08	N --	06/30/23 06/30/23	0.00% 0.00%	0.000	452.08 0.000%	452.08 0.000%	452.08 0.000%	452.08 0.000%
DALLAS TEX INDPT SCH DIST	1,507,455.00	N --	02/15/27 02/15/27	2.06% 4.85%	3.223	1,556,049.77 3.224%	1,531,750.01 1.612%	1,483,164.74 -1.611%	1,458,879.22 -3.222%
FEDERAL FARM CREDIT BANKS FUNDING CORP	818,055.31	N --	07/26/24 07/26/24	1.50% 5.51%	1.030	826,479.93 1.030%	822,267.46 0.515%	813,843.48 -0.515%	809,631.97 -1.030%
FEDERAL HOME LOAN BANKS	1,404,546.69	N --		0.92% 5.06%	1.514	1,425,829.37 1.515%	1,415,187.48 0.758%	1,393,907.00 -0.758%	1,383,268.42 -1.515%
FEDERAL HOME LOAN MORTGAGE CORP	4,437,588.03	N --		0.96% 5.00%	1.837	4,519,149.30 1.838%	4,478,366.24 0.919%	4,396,814.68 -0.919%	4,356,046.17 -1.838%
FEDERAL NATIONAL MORTGAGE ASSOCIATION	1,523,831.75	N --	08/25/25 08/25/25	0.47% 4.84%	2.092	1,555,717.09 2.092%	1,539,773.39 1.046%	1,507,892.18 -1.046%	1,491,954.67 -2.092%
FLORIDA ST BRD ADMIN FIN CORP REV	1,846,520.00	N --	07/01/25 07/01/25	3.45% 5.35%	1.919	1,881,959.06 1.919%	1,864,238.44 0.960%	1,828,803.73 -0.959%	1,811,089.62 -1.919%
JEFFERSON CNTY COLO SCH DIST NO R-001	1,693,259.60	N --	12/15/25 12/15/25	0.73% 5.08%	2.379	1,733,548.00 2.379%	1,713,402.36 1.190%	1,673,119.72 -1.189%	1,652,982.71 -2.379%
LINCOLN NEB ELEC SYS REV	522,692.25	N --	09/01/25 09/01/25	0.71% 5.19%	2.096	533,649.29 2.096%	528,170.42 1.048%	517,214.79 -1.048%	511,738.03 -2.096%
MARYLAND ST	1,576,753.50	N --	08/01/25 08/01/25	0.66% 5.05%	2.018	1,608,576.41 2.018%	1,592,663.95 1.009%	1,560,845.06 -1.009%	1,544,938.64 -2.018%
METROPOLITAN LIFE GLOBAL FUNDING I	1,315,448.80	N --	01/06/26 01/06/26	5.00% 5.47%	2.276	1,345,392.19 2.276%	1,330,419.41 1.138%	1,300,480.35 -1.138%	1,285,514.06 -2.276%
NATIONAL SECURITIES CLEARING CORP	2,926,788.60	N --	11/21/24 11/21/24	5.06% 5.64%	1.318	2,965,358.16 1.318%	2,946,072.50 0.659%	2,907,506.47 -0.659%	2,888,226.09 -1.318%
NEW YORK N Y CITY HSG DEV CORP MULTIFAMILY HSG REV	1,983,520.00	N --	11/01/23 11/01/23	2.92% 5.64%	0.330	1,990,065.81 0.330%	1,986,792.86 0.165%	1,980,247.24 -0.165%	1,976,974.58 -0.330%
PROCTER & GAMBLE CO	1,407,349.24	N --	01/26/26 01/26/26	4.12% 4.62%	2.370	1,440,702.62 2.370%	1,424,024.70 1.185%	1,390,676.25 -1.185%	1,374,005.72 -2.369%
RHODE ISLAND HSG & MTG FIN CORP	1,761,441.00	N --		3.63% 5.51%	2.731	1,809,560.30 2.732%	1,785,498.62 1.366%	1,737,387.46 -1.366%	1,713,337.98 -2.731%

Shock Analysis - Parallel Shift

04/01/2023 to 06/30/2023

Description	Market Value	Callable Next Call Date	Effective Maturity Final Maturity	Book Yield Market Yield	Duration	-100 Bps Shock % Change at -100 Bps	-50 Bps Shock % Change at -50 Bps	50 Bps Shock % Change at 50 Bps	100 Bps Shock % Change at 100 Bps
UNITED STATES TREASURY	85,994,842.75	N --		2.42% 4.62%	2.855	88,450,215.36 2.855%	87,222,410.22 1.427%	84,767,512.96 -1.427%	83,540,420.85 -2.854%
WALMART INC	2,856,384.89	N --	09/09/25 09/09/25	3.92% 4.88%	2.047	2,914,853.26 2.047%	2,885,617.18 1.023%	2,827,156.40 -1.023%	2,797,931.70 -2.046%
Portfolio Total	\$120,217,228.31			2.52% 4.77%	2.552	\$123,278,547.39 2.546%	\$121,747,775.14 1.273%	\$118,686,906.90 -1.273%	\$117,156,810.93 -2.546%

This information is for the sole purposes of the client and is not intended to provide specific advice or recommendations. Please review the contents of this information carefully. Should you have any questions regarding the information presented, calculation methodology, investment portfolio, security detail, or any other facet of this information, please feel free to contact us.

Public Trust Advisors, LLC (Public Trust) statements and reports are intended to detail our investment advisory activity as well as the activity of any client accounts managed by Public Trust. The custodian bank maintains the control of assets and executes and settles all investment transactions. The custodian statement is the official record of security and cash holdings transactions. Public Trust recognizes that clients may use these reports to facilitate record keeping; therefore, it is recommended that the client reconcile this information with their custodian bank statement. Many custodians use a settlement date basis that may result in the need to reconcile due to a timing difference. The underlying market value, amortized cost, and accrued interest may differ between the custodian and this statement or report. This can be attributable to differences in calculation methodologies and pricing sources used. Please contact your relationship manager or call us at (855) 395-3954 with questions regarding your account.

Public Trust does not have the authority to withdraw funds from or deposit funds to the custodian. Our clients retain responsibility for their internal accounting policies, implementing and enforcing internal controls, and generating ledger entries or otherwise recording transactions. The total market value represents prices obtained from various sources; it may be impacted by the frequency at which prices are reported, and such prices are not guaranteed. Prices received from pricing vendors are generally based on current market quotes but when such quotes are not available, the pricing vendors use a variety of techniques to estimate value. These estimates, particularly for fixed-income securities, may be based on certain minimum principal amounts (e.g. \$1 million) and may not reflect all the factors that affect the value of the security including liquidity risk. The prices provided are not firm bids or offers. Certain securities may reflect N/A or unavailable where the price for such security is generally not available from a pricing source. The market value of a security, including those priced at par value, may differ from its purchase price and may not closely reflect the value at which the security may be sold or purchased based on various market factors. The securities in this investment portfolio, including shares of mutual funds, are not guaranteed or otherwise protected by Public Trust, the FDIC (except for certain non-negotiable certificates of deposit), or any government agency unless specifically stated otherwise.

Clients may be permitted to establish one or more unmanaged accounts for the purposes of client reporting. Public Trust defines an unmanaged account as one where the investment direction remains the sole responsibility of the client rather than the Investment Manager. These accounts do not receive ongoing supervision and monitoring services. The Investment Manager does not make any investment recommendations and may not charge a fee for reporting on these accounts. The primary purpose for this service is to include unmanaged accounts owned by the client in the performance reports provided by the Investment Manager. The Investment Manager assumes no liability for the underlying performance of any unmanaged accounts or assets, and it is the client's sole responsibility for the accuracy or correctness of any such performance.

Beginning and ending balances are based on market value plus accrued interest on a trade date basis. Statements and reports made available to the end user either from Public Trust or through the online reporting platform may present information and portfolio analytics using various optional methods including, but not limited to, historical cost, amortized cost, and market value. All information is assumed to be correct, but the accuracy has not been confirmed and therefore is not guaranteed to be correct. Information is obtained from third party sources that may or may not be verified. The data in this report is unaudited and is only applicable for the date denoted on the report. Market values may change day-to-day based on numerous circumstances such as trading volume, news released about the underlying issuer, issuer performance, etc. Underlying market values may be priced via numerous aspects as certain securities are short term in nature and not readily traded. Performance results are shown net of all fees and expenses and reflect the reinvestment of dividends and other earnings.

Many factors affect performance including changes in market conditions and interest rates and in response to other economic, political, or financial developments. Investment involves risk including the possible loss of principal. No assurance can be given that the performance objectives of a given strategy will be achieved. Past performance is no guarantee of future results. Any financial and/or investment decision may incur losses.

The investment advisor providing these services is Public Trust Advisors, LLC, an investment adviser registered with the U.S. Securities and Exchange Commission (SEC) under the Investment Advisers Act of 1940, as amended. Registration with the SEC does not imply a certain level of skill or training. Public Trust is required to maintain a written disclosure brochure of our background and business experience. If you would like to receive a copy of our current disclosure brochure, Privacy Policy, or Code of Ethics, please contact us.



Contact

Regional Office

717 17th Street, Suite 1850
Denver, CO 80202

Headquarters

717 17th Street, Suite 1850
Denver, CO 80202