

City of Colorado Springs

2023

Annual Budget in Brief



January 1, 2023

Meet Our City Leadership



JOHN SUTHERS

MAYOR

In 2015, the citizens of the City of Colorado Springs voted for its second strong mayor, John Suthers, in the Council-Mayor form of government. Mayor Suthers was elected to a second term in November 2019, which will conclude during 2023.

This document provides residents an overview of the City's resources and costs of providing core municipal services. We acknowledge that we are accountable to residents and will provide the highest level of financial transparency.

Our city continues to attract business and residents because of our natural beauty, temperate climate and economic innovation. Colorado Springs is a truly unique place to live, work, and play.

Mayor's Office

John Suthers, Mayor

Jeff Greene, Chief of Staff/Chief Administrative Officer

Ryan Trujillo, Deputy Chief of Staff



CITY COUNCIL

Left to right:

*Council Member **Bill Murray**, At-Large

Council Member **Dave Donelson**, District 1

Council Member **Yolanda Avila**, District 4

Council President Pro Tem **Randy Helms**, District 2

*Council Member **Stephannie Fortune**, District 3

*Council President **Tom Strand**, At-Large

Council Member **Nancy Henjum**, District 5

*Council Member **Wayne Williams**, At-Large

Council Member **Mike O'Malley**, District 6

City Council Direct Reports

Jacqueline Rowland, City Auditor

Travas Deal, Utilities Chief Executive Officer

Emily Evans, City Council Administrator

Citywide Strategic Plan Goals



GOALS



Promoting Job Creation

Collaborate with regional partners to attract a diverse economic base to Olympic City USA. This focus includes corporate and small businesses, entrepreneurial start-ups and Opportunity Zones to create diverse and sustainable economic growth.

Investing in Infrastructure

Continue to address infrastructure and transportation needs by providing smart and innovative mobility solutions to create a connected, safe, and accessible community. This should include trails and multi-modal access, as well as traditional modes of transit.

Cultivate the City's natural amenities to reflect its majestic landscapes for today and the future.

Building Community & Collaborative Relationships

Provide strategic city services and community partnerships to improve citizen quality of life by reducing crime, reducing the number of persons experiencing chronic homelessness, increasing affordable housing opportunities, and facilitating community investment.

Collaborate with other governmental agencies and military installations.

Excelling in City Services

Provide excellent and sustainable delivery of core services by making data driven investments and decisions.

Support continuous improvement and cross departmental collaboration to improve service delivery to residents and provide for their public safety.

All Funds Summary

2023 Budget: \$1,017,854,271

General Fund - \$421,080,552

- Fire & Office of Emergency Management (OEM)
- Police
- Parks, Recreation and Cultural Services
- Planning & Community Development
- Public Works

Grant Funds - \$171,954,752

- Airport
- CDBG
- Home Investment Partnership
- Stormwater
- Other Operating & Capital Improvement Grants

Enterprise Funds - \$226,084,449

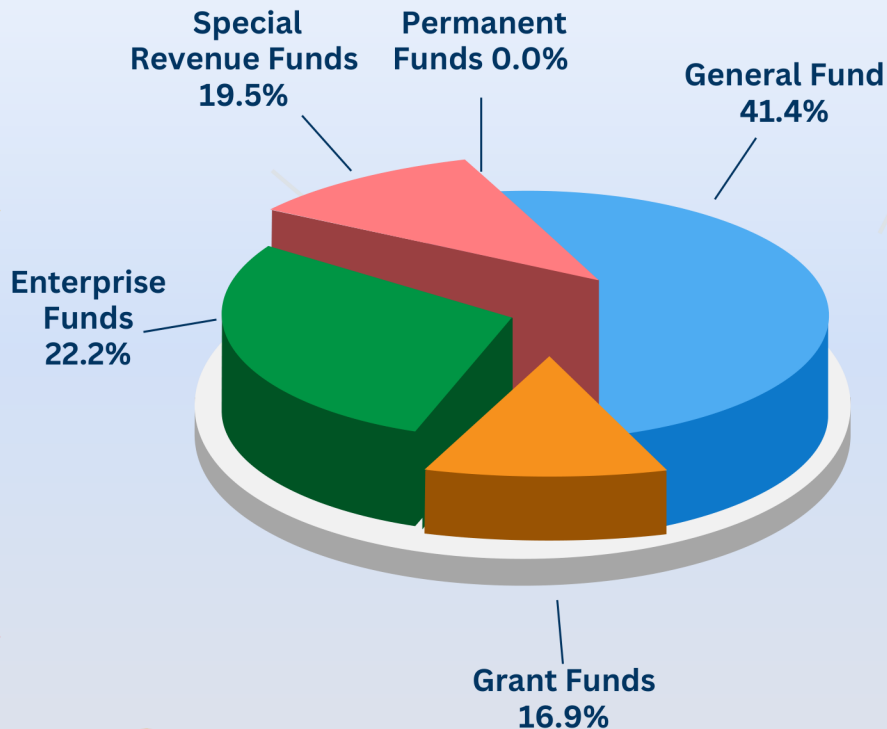
- Airport
- Cemetery
- Development Review
- Stormwater
- Pikes Peak - America's Mountain
- Memorial Health System
- Parking System
- Patty Jewett Golf Course
- Valley Hi Golf Course

Special Revenue Funds - \$198,239,981

- Conservation Trust Fund (CTF)
- Trails, Open Spaces, and Parks (TOPS)
- Road Repair & Maintenance (2C2)
- Public Safety Sales Tax (PSST)
- Lodgers & Auto Rental Tax (LART)
- Other Special Revenue Funds

Permanent Funds - \$494,537

- C.D. Smith Trust Fund
- Cemetery Endowment Trust
- Trails, Open Space, and Parks Maintenance



2023 is the first year that the City's All Funds budget exceeds \$1 billion

General Fund Revenue 2022 vs 2023

Charges for Services & Licenses

2022	2023
\$22,589,126	\$24,243,950
6%	6%

Other Financing Sources

2022	2023
\$55,592,810	\$56,597,264
14%	13%

Property Tax

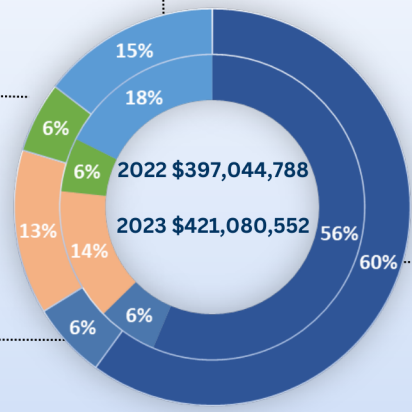
2022	2023
\$25,189,916	\$26,055,412
6%	6%

All Other

2022	2023
\$70,002,936	\$61,443,926
18%	15%

Sales & Use Tax

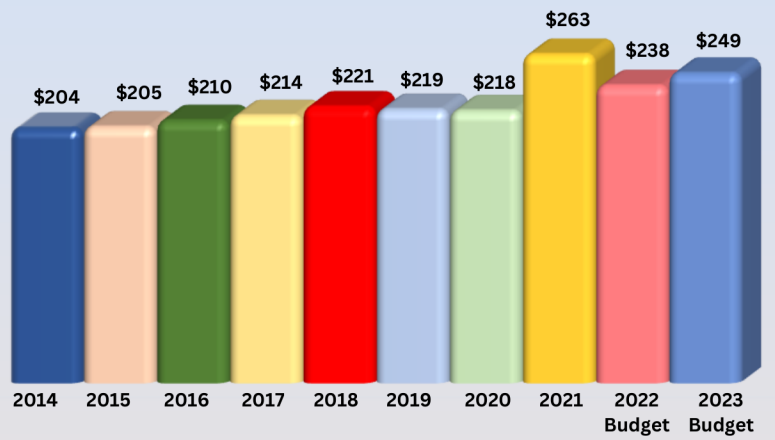
2022	2023
\$223,670,000	\$252,740,000
56%	60%



What is the average amount of annual sales tax revenue per resident?



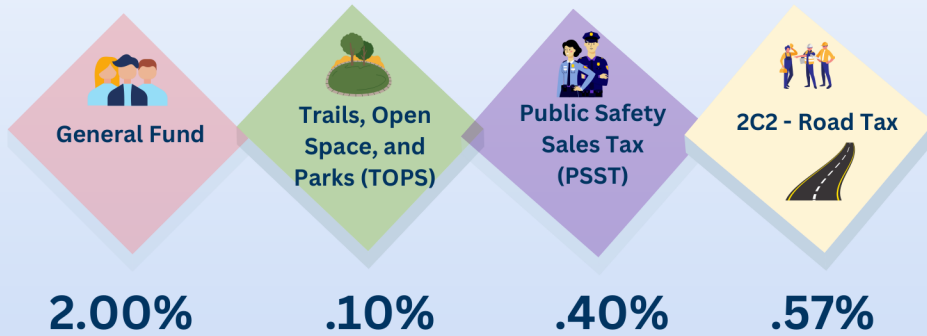
Inflation Adjusted Sales Tax Revenue per Capita



Sales and Use Taxes

Total Sales and Use Tax Rate in Colorado Springs - 8.20%

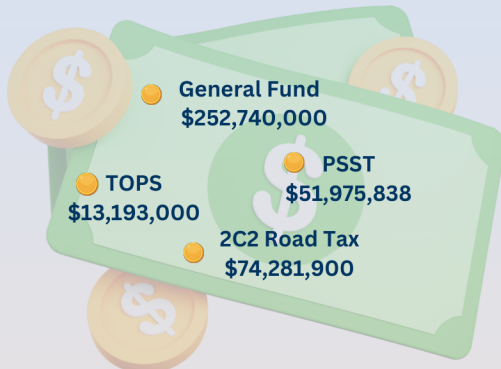
City Share - 3.07%



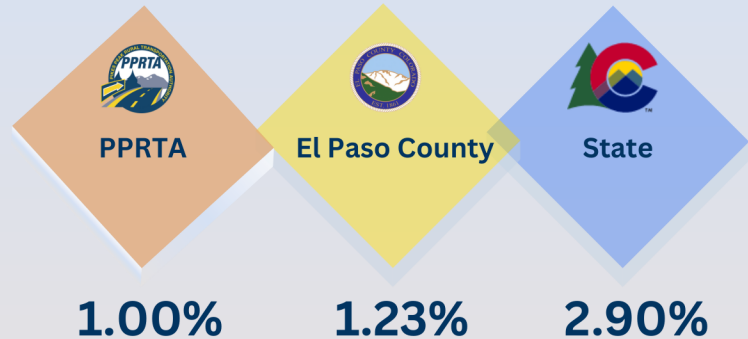
60% of General Fund revenue comes from Sales and Use Tax

2023 Sales and Use Tax Revenue Budget

Total - \$392,190,738

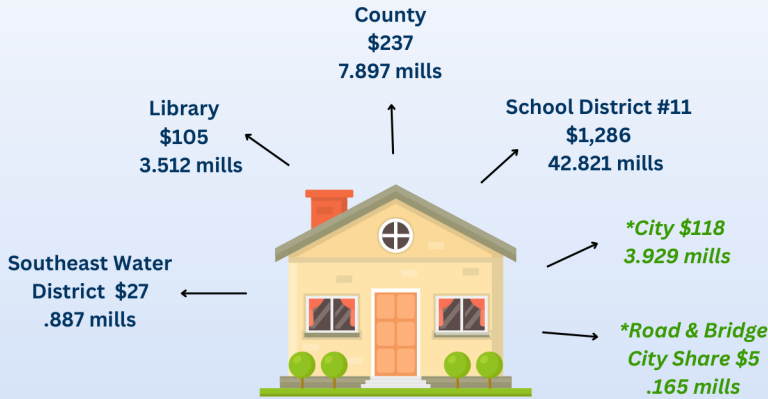


PPRTA El Paso County State



Property Taxes

Annual Property Tax - \$1,778



*City Share - \$123

Note: This is an example for taxes payable in 2023 for a home with a market value of \$445,000 in the Southeast Water District and School District #11; and assumes no Special District mill levy.

For more information regarding Property Taxes please visit:
<https://treasurer.elpasoco.com/>



How is property tax determined?

- Taxing authorities, such as Cities, Counties, School Districts, and Special Districts set tax rates and levy the tax on property.

What does property tax revenue fund?

- Property tax revenue supports public schools, county governments, municipal governments, libraries, and special districts. All of the revenue generated by property taxes stays within your county.

What is the City's percentage of the property tax bill?

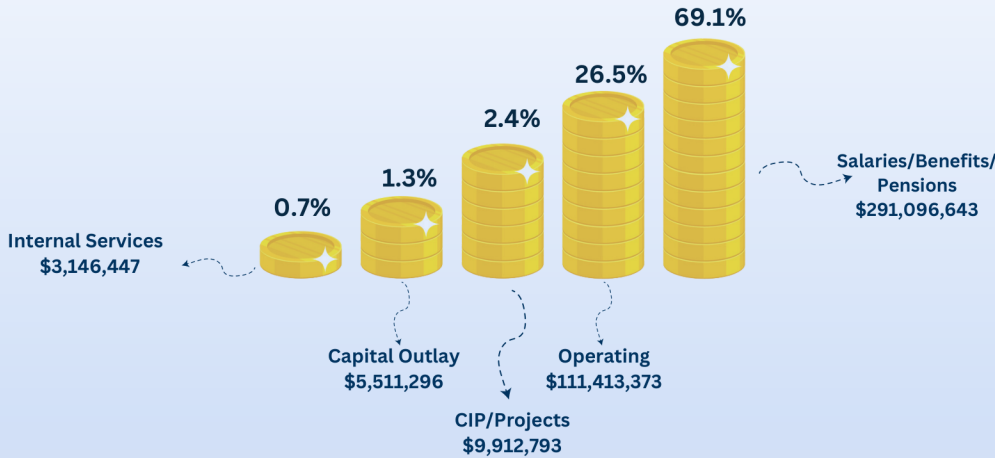
- The percentage of your property tax bill that is designated for the City is approximately 7% which includes the City mill levy rate of 3.929 mills and the City's share of the Road & Bridge mill levy rate which is .165 mills. The 2022 City mill levy rate payable in 2023 includes a temporary mill levy credit of .350 mills. The standard City mill levy rate has been 4.279 since 2009.

\$26,055,412 - The amount of property tax revenue the City expects to receive in 2023



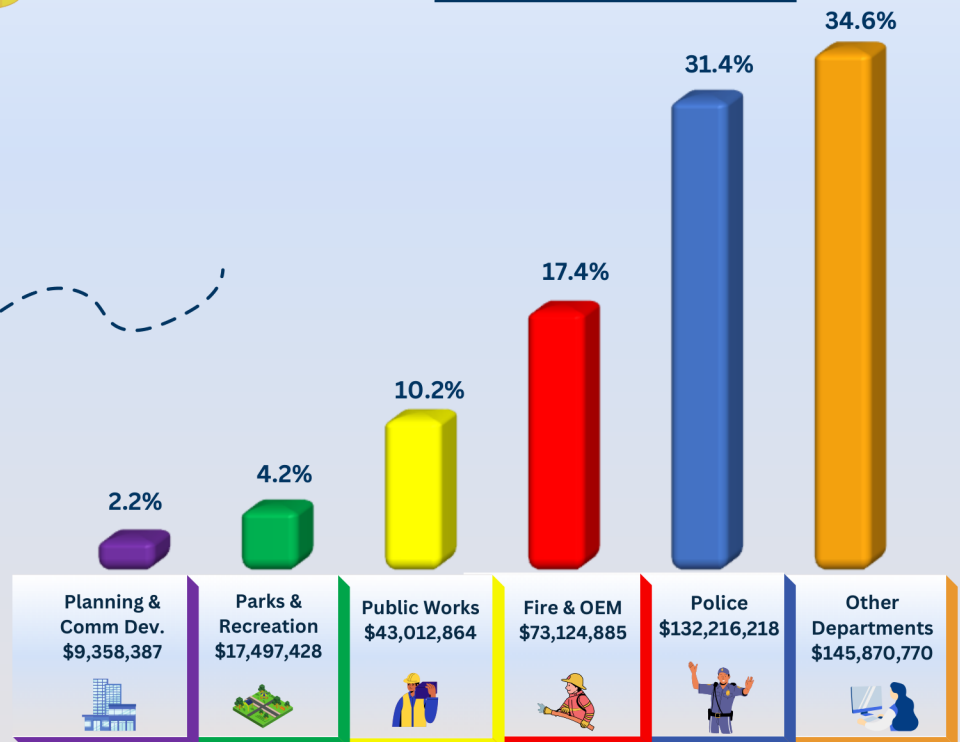
General Fund Expenditures

2023 Budget - \$421,080,552



54.53% of the General Fund Budget is allocated to Public Safety
 (includes Police, Fire, OEM, and the Police and Fire Functions of Fleet, IT, and Radio)

Expenditures by Department



Other Departments Include:

- City Attorney's Office
- City Auditor
- City Council
- Finance & General Costs
- Human Resources & Risk
- Information Technology
- Mayor & Support Services

Total Employees

3,076 FTEs - 

General Fund - 2,308.25 FTEs



Enterprise Funds - 236.75 FTEs




PSST - 309.25 FTEs



Grant Funds - 103.75 FTEs



*Other Funds - 118 FTEs



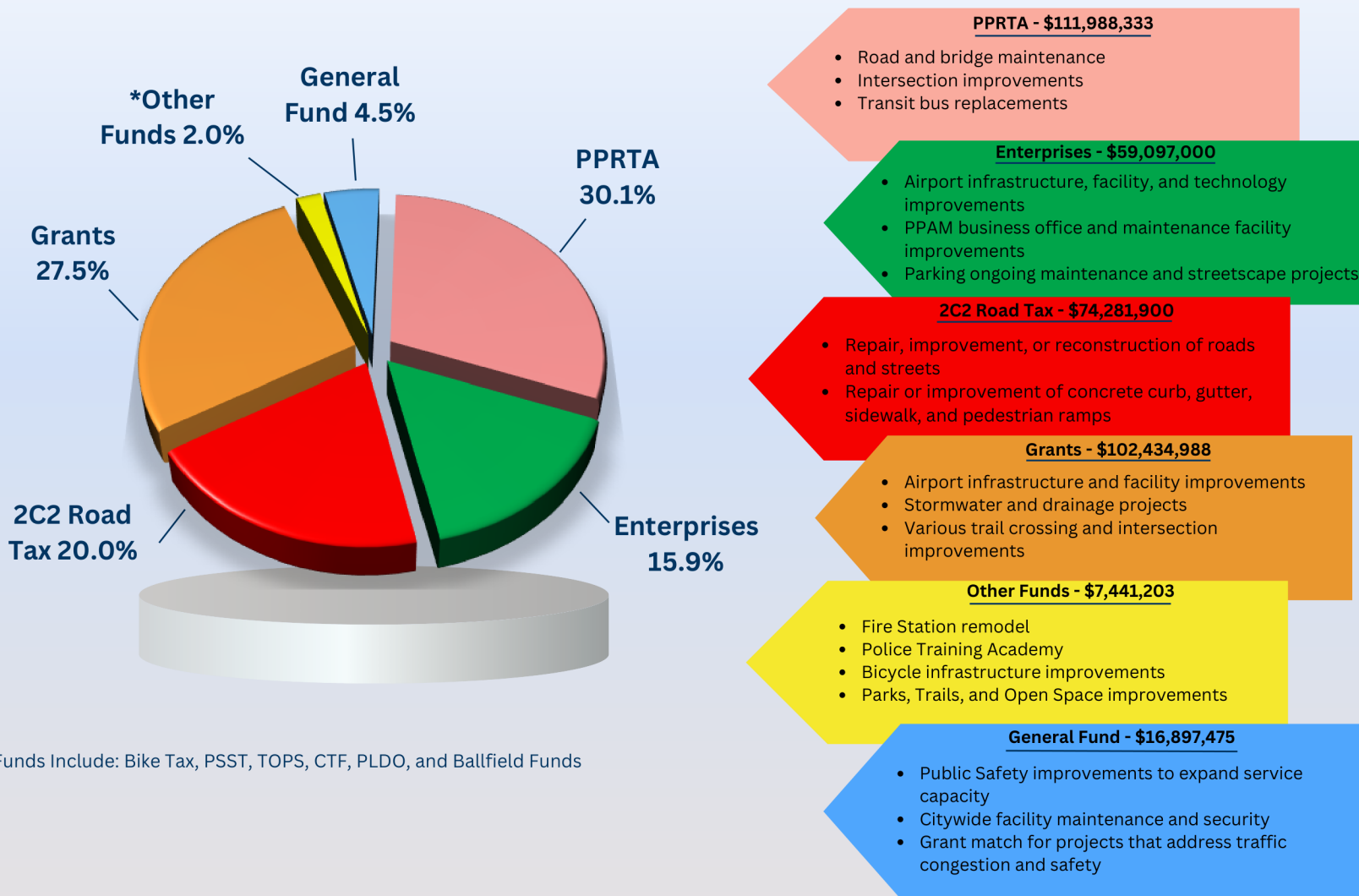
- ▷ **FTE = Full-Time Equivalent**
- ▷ **Approximately 63% of all General Fund employees are Public Safety employees**
- ▷ **There are 4.66 General Fund employees per 1,000 residents in Colorado Springs**
- ▷ **The Colorado Springs Airport employs 51% of the employees in the Enterprise Funds**

*Other Funds include: Special Revenue Funds, Radio Communications Fund, Office Services Fund, Workers' Compensation Fund, Employee Benefits Self - Insurance Fund, Claims Reserve Self - Insurance Fund

Capital Improvements Program (CIP)

2023 All Funds CIP - \$372,140,899

The 2023 CIP Budget is primarily funded by restricted funds (approximately 95.5%), for the construction of a number of major capital improvements throughout the City, including various transportation improvements, facility improvements, park projects and IT infrastructure.



*Other Funds Include: Bike Tax, PSST, TOPS, CTF, PLDO, and Ballfield Funds

Colorado Springs at a Glance

Form of Government

Council-Mayor:

Nine-member Council (three Council members elected at-large, and six elected by district) and a popularly elected Mayor as the City's chief executive.



Land Use

Area in Square Miles: **195.4** (2020 Census)

Street Lane Miles: **6,479.96** (2023)

Parkland Acres: **19,461** (2022)

Elevation: **6,035 ft**



Demographics

Population: **495,298** (2023 est.)

Median Age: **35.4**

Median Household Income: **\$79,014** (2021 est.)

Unemployment Rate: **3.0%** (Dec 2022)

Ethnicity: (2021 est.)

- White: **71.6%**
- Hispanic American/Latino: **18.1%**
- Black/African American: **5.4%**
- American Indian/Alaska Native: **0.2%**
- Asian: **2.5%**
- Native Hawaiian/Pacific Islander: **0.3%**
- Two or more races: **6.6%**

Average # of Days of Sunshine: **300**

Average Annual Precipitation: **15.91 inches**



Major Attractions

- Cave of the Winds
- Cheyenne Mountain Zoo
- Garden of the Gods
- Pikes Peak - America's Mountain
- Pioneers Museum
- United States Air Force Academy
- US Olympic & Paralympic Museum
- Weidner Field





Budget in Brief is produced each year by the City of Colorado Springs Budget Office. This booklet gives residents a general overview of the City's 2023 Budget. The entire City's Budget can be found at [ColoradoSprings.gov/Budget](https://coloradosprings.gov/Budget). For specific questions or comments, please contact the Budget office.

BUDGET OFFICE

PO Box 1575, Mail Code 220
Colorado Springs, CO 80901-1575

Phone: 719-385-5970

Email: budget@coloradosprings.gov

Website: www.coloradosprings.gov/Budget