

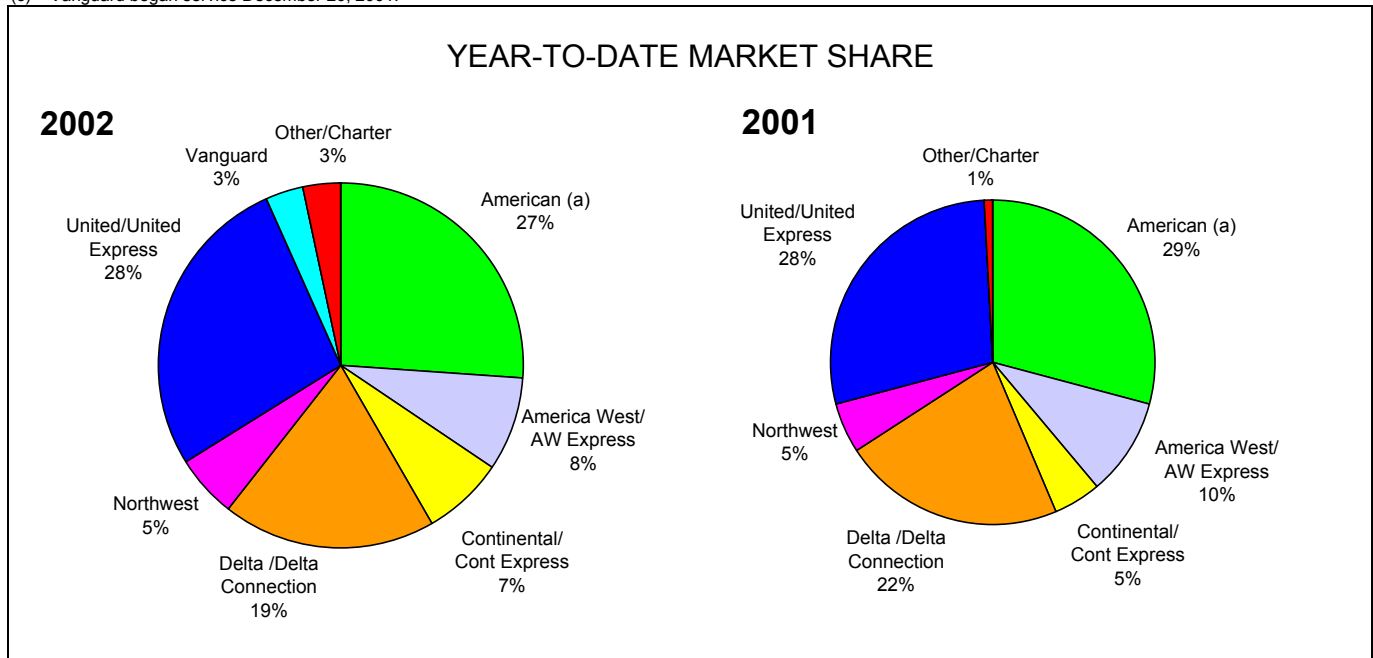
# SUMMARY OF ENPLANED PASSENGERS BY AIRLINE

Colorado Springs Airport

Enplaned passengers by Airline	Month			Year-to-date		
	Feb-02	Feb-01	Percent change	2002	2001	Percent change
<b>Major/national carriers</b>						
Allegiant Air (f)	356	0	n.a.	356	0	n.a.
American (a)	17,364	20,667	-16.0%	36,722	41,587	-11.7%
America West/AW Express	5,962	7,382	-19.2%	11,780	14,179	-16.9%
Continental/Cont Express (b)	4,577	3,252	40.7%	10,053	6,673	50.7%
Delta /Delta Connection	13,226	14,857	-11.0%	27,230	31,607	-13.8%
Northwest	3,492	2,547	37.1%	7,535	7,158	5.3%
United/United Express	19,883	18,755	6.0%	38,296	40,600	-5.7%
Vanguard (c)	2,602	0	n.a.	4,809	0	n.a.
<b>Total</b>	<b>67,462</b>	<b>67,460</b>	<b>0.0%</b>	<b>136,781</b>	<b>141,804</b>	<b>-3.5%</b>
<b>Regional/commuter carriers</b>						
Great Plains (d)	704	0	n.a.	1,386	0	n.a.
Mesa	346	527	-34.3%	661	1,171	-43.6%
<b>Total</b>	<b>1,050</b>	<b>527</b>	<b>99.2%</b>	<b>2,047</b>	<b>1,171</b>	<b>74.8%</b>
<b>Charters</b>						
Champion Air (e)	1,135	0	n.a.	2,191	0	n.a.
Other Charters	75	0	n.a.	177	45	293.3%
<b>Total</b>	<b>1,210</b>	<b>0</b>	<b>n.a.</b>	<b>2,368</b>	<b>45</b>	<b>5162.2%</b>
<b>Total enplaned passengers</b>	<b>69,722</b>	<b>67,987</b>	<b>2.6%</b>	<b>141,196</b>	<b>143,020</b>	<b>-1.3%</b>

- (a) TWA merged with American December 1, 2001. American includes TWA enplaned passengers prior to merger
- (b) Continental Express began service in May 2001. Discontinued service in September 2001.
- (c) Vanguard began service December 20, 2001.

- (d) Great Plains began service October 30, 2001.
- (e) Champion Air began service June 2001.
- (f) Allegiant Air began service February 14, 2002.



(a) American includes TWA enplaned passengers prior to merger on December 1, 2001  
 Note: "Other/Charter" includes Champion, Mesa, Great Plains, and Allegiant.  
 Individual market shares < 2%.

# SUMMARY OF LANDED WEIGHT BY AIRLINE

Colorado Springs Airport

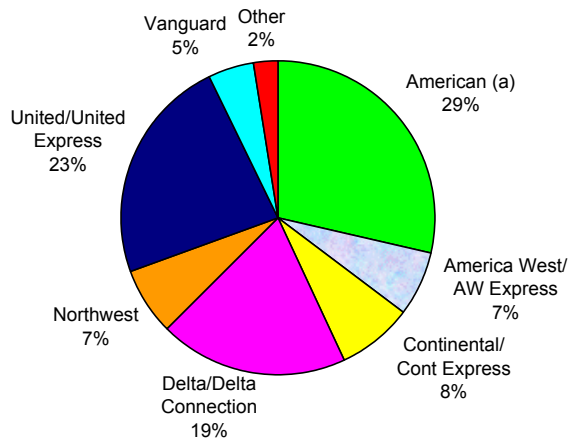
Landed weight by Airline	Month			Year-to-date		
	Feb-02	Feb-01	Percent change	2002	2001	Percent change
<b>Major/national carriers</b>						
Allegiant Air (f)	1,352,600	0	n.a.	1,352,600	0	n.a.
American (a)	32,212,000	33,632,000	-4.2%	67,625,500	71,732,000	-5.7%
America West/AW Express	7,837,000	10,023,200	-21.8%	15,921,000	23,177,200	-31.3%
Continental/Cont Express (b)	8,742,000	5,914,000	47.8%	18,534,000	12,732,000	45.6%
Delta/Delta Connection	21,526,000	29,760,000	-27.7%	45,682,000	66,298,000	-31.1%
Northwest	7,594,800	3,652,200	108.0%	16,438,200	12,411,700	32.4%
United/United Express	26,937,148	26,634,391	1.1%	53,667,679	60,651,161	-11.5%
Vanguard (c)	5,623,500	0	n.a.	10,974,500	0	n.a.
<b>Total</b>	<b>111,825,048</b>	<b>109,615,791</b>	<b>2.0%</b>	<b>230,195,479</b>	<b>247,002,061</b>	<b>-6.8%</b>
<b>Regional/commuter carriers</b>						
Great Plains (d)	1,739,528	0	n.a.	3,603,308	0	n.a.
Mesa	763,600	1,112,200	-31.3%	1,610,200	3,004,600	-46.4%
<b>Total</b>	<b>2,503,128</b>	<b>1,112,200</b>	<b>125.1%</b>	<b>5,213,508</b>	<b>3,004,600</b>	<b>73.5%</b>
<b>Cargo</b>	<b>14,854,200</b>	<b>13,227,600</b>	<b>12.3%</b>	<b>31,164,900</b>	<b>27,468,500</b>	<b>13.5%</b>
<b>Charter</b>						
Champion Air (e)	1,280,000	0	n.a.	2,720,000	0	n.a.
Other Charters	214,000	161,000	32.9%	428,000	375,000	14.1%
<b>Total</b>	<b>1,494,000</b>	<b>161,000</b>	<b>828.0%</b>	<b>3,148,000</b>	<b>375,000</b>	<b>739.5%</b>
<b>Total landed weight</b>	<b>130,676,376</b>	<b>124,116,591</b>	<b>5.3%</b>	<b>269,721,887</b>	<b>277,850,161</b>	<b>-2.9%</b>

- (a) TWA merged with American December 1, 2001. American includes TWA landed weight prior to merger.  
 (b) Continental Express began service in May 2001. Discontinued in September 2001.

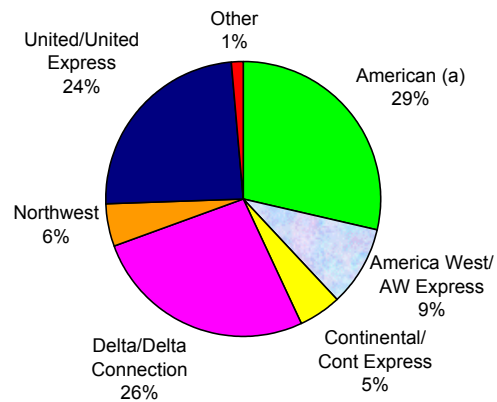
- (c) Vanguard began service December 20, 2001.  
 (d) Great Plains began service October 30, 2001.  
 (e) Champion Air began service June 2001.  
 (f) Allegiant Air began service February 14, 2002.

## SIGNATORY AIRLINES LANDED WEIGHT

**2002**



**2001**



- (a) American includes TWA enplaned passengers prior to merger on December 1, 2001.  
 Note: "Other" includes Mesa, Great Plains, and Allegiant Air.  
 Individual market shares < 2%.

# SUMMARY OF AIR TRAFFIC ACTIVITY

Colorado Springs Airport

	Month			Year-to-date		
	Feb-02	Feb-01	Percent change	2002	2001	Percent change
<b>Enplaned passengers</b>						
Major/national Airlines	67,462	67,460	0.0%	136,781	141,804	-3.5%
Regional/commuter Airlines	1,050	527	99.2%	2,047	1,171	74.8%
Charter	1,210	0	n.a.	2,368	45	5162.2%
	69,722	67,987	2.6%	141,196	143,020	-1.3%
<b>Landed weight (1,000-lb. units)</b>						
Major/national Airlines	111,825	109,616	2.0%	230,195	247,002	-6.8%
Regional/commuter Airlines	2,503	1,112	125.1%	5,214	3,005	73.5%
Charter	1,494	161	828.0%	3,148	375	739.5%
Cargo	14,854	13,228	12.3%	31,165	27,469	13.5%
	130,676	124,117	5.3%	269,722	277,850	-2.9%
<b>Aircraft departures (= landings)</b>						
Major/national Airlines	1,231	1,064	15.7%	2,526	2,383	6.0%
Regional/commuter Airlines	102	67	52.2%	213	181	17.7%
Charter	10	0	n.a.	21	2	950.0%
Cargo	154	158	-2.5%	322	319	0.9%
	1,497	1,289	16.1%	3,082	2,885	6.8%
<b>Aircraft Operations</b>						
Air Carrier	1,698	1,941	-12.5%	3,504	4,192	-16.4%
Air Taxi	1,763	1,162	51.7%	3,530	2,532	39.4%
General Aviation	12,713	7,366	72.6%	23,968	16,944	41.5%
Military	1,927	1,408	36.9%	3,412	3,194	6.8%
	18,101	11,877	52.4%	34,414	26,862	28.1%
<b>Freight/Cargo (lbs)</b>						
Enplaned	1,434,684	1,179,082	21.7%	2,983,094	2,397,492	24.4%
Deplaned	1,867,774	2,066,587	-9.6%	3,722,545	4,283,162	-13.1%
<b>Mail (lbs)</b>						
Enplaned	108,235	332,367	-67.4%	183,706	682,387	-73.1%
Deplaned	78,892	174,232	-54.7%	177,116	376,906	-53.0%
<b>Work Load Units</b>						
Work load units (a)	98,264	92,373	6.4%	197,217	195,072	1.1%

(a) Work load units equal to enplaned passengers and 100 kilograms of cargo/mail plus general aviation operations.

