

SUMMARY OF ENPLANED PASSENGERS BY AIRLINE

Colorado Springs Airport

Enplaned passengers by Airline	Month			Year-to-date		
	Apr-02	Apr-01	Percent change	2002	2001	Percent change
Major/national carriers						
Allegiant Air (f)	667	0	n.a.	2,133	0	n.a.
American (a)	21,265	22,752	-6.5%	80,566	92,332	-12.7%
America West/AW Express	6,650	7,995	-16.8%	25,232	31,818	-20.7%
Continental/Cont Express (b)	5,285	3,605	46.6%	21,897	15,271	43.4%
Delta /Delta Connection	15,051	18,161	-17.1%	59,984	72,738	-17.5%
Northwest	4,712	5,216	-9.7%	17,427	15,337	13.6%
United/United Express	23,021	23,700	-2.9%	85,289	92,554	-7.8%
Vanguard (c)	3,903	0	n.a.	12,457	0	n.a.
Total	80,554	81,429	-1.1%	304,985	320,050	-4.7%
Regional/commuter carriers						
Great Plains (d)	972	0	n.a.	3,477	0	n.a.
Mesa	473	612	-22.7%	1,695	2,543	-33.3%
Total	1,445	612	136.1%	5,172	2,543	103.4%
Charters						
Champion Air (e)	1,025	0	n.a.	4,518	0	n.a.
Other Charters	0	0	0.0%	287	76	277.6%
Total	1,025	0	n.a.	4,805	76	6222.4%
Total enplaned passengers	83,024	82,041	1.2%	314,962	322,669	-2.4%

(a) TWA merged with American December 1, 2001. American includes TWA enplaned passengers prior to merger

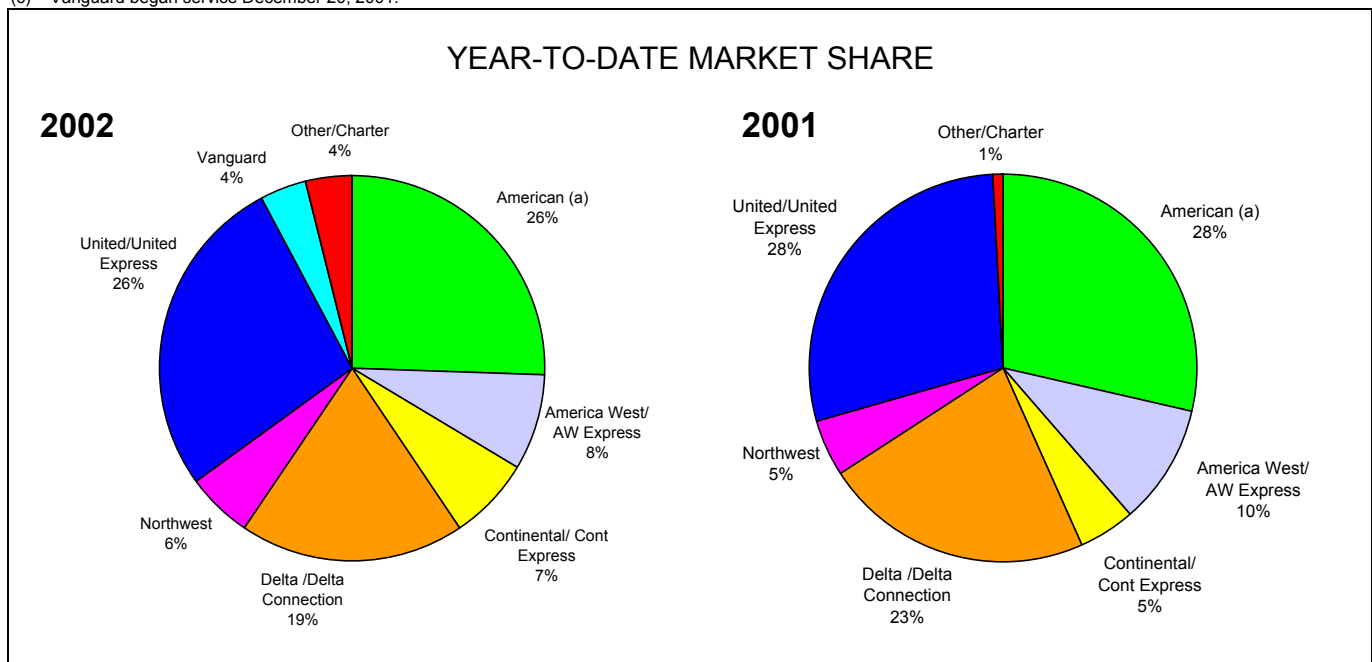
(b) Continental Express began service in May 2001. Discontinued service in September 2001. Began again in April 2002.

(c) Vanguard began service December 20, 2001.

(d) Great Plains began service October 30, 2001.

(e) Champion Air began service June 2001.

(f) Allegiant Air began service February 14, 2002.



(a) American includes TWA enplaned passengers prior to merger on December 1, 2001

Note: "Other/Charter" includes Champion, Mesa, Great Plains, and Allegiant.

Individual market shares < 2%.

SUMMARY OF LANDED WEIGHT BY AIRLINE

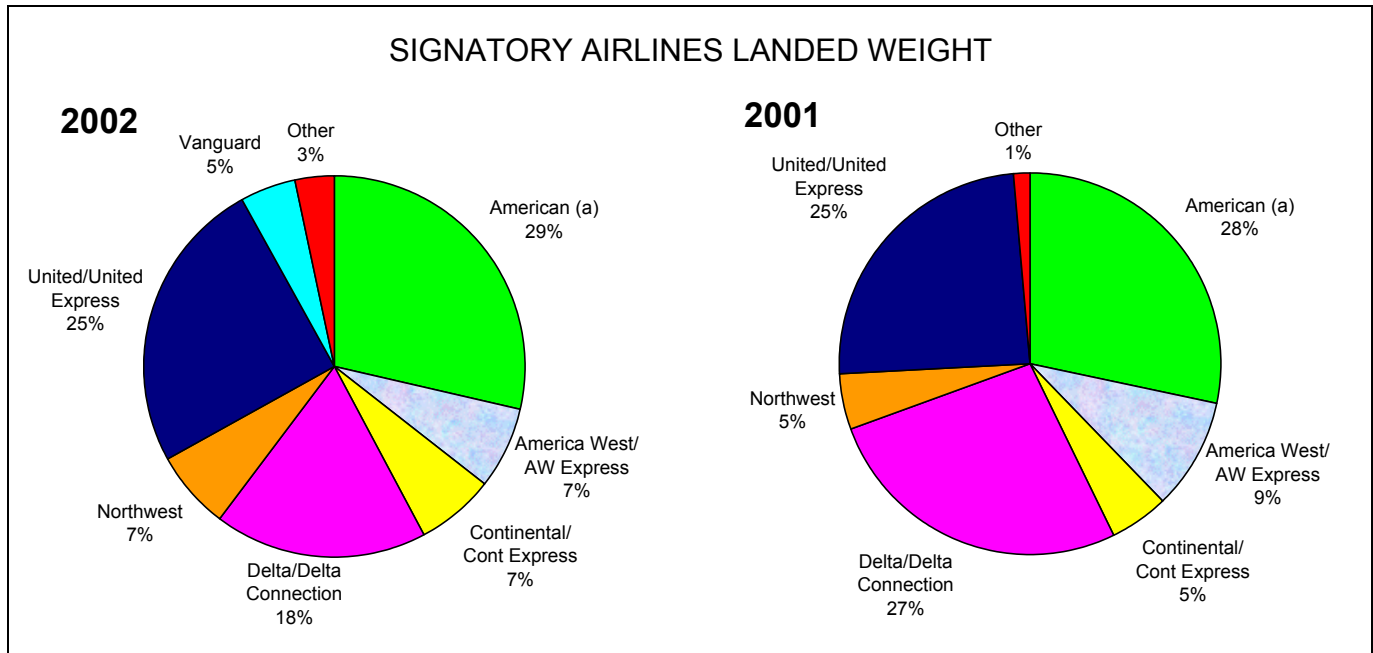
Colorado Springs Airport

Landed weight by Airline	Month			Year-to-date		
	Apr-02	Apr-01	Percent change	2002	2001	Percent change
Major/national carriers						
Allegiant Air (f)	2,497,600	0	n.a.	6,313,200	0	n.a.
American (a)	39,995,000	36,538,000	9.5%	145,667,000	147,148,000	-1.0%
America West/AW Express	9,400,000	12,908,200	-27.2%	35,050,000	49,201,400	-28.8%
Continental/Cont Express (b)	7,603,102	6,570,000	15.7%	35,833,102	26,152,000	37.0%
Delta/Delta Connection	22,866,000	35,667,000	-35.9%	92,461,000	138,520,000	-33.3%
Northwest	8,198,400	7,937,400	3.3%	33,108,000	24,531,100	35.0%
United/United Express	35,187,015	32,844,240	7.1%	122,961,098	127,653,724	-3.7%
Vanguard (c)	6,234,000	0	n.a.	23,619,500	0	n.a.
Total	131,981,117	132,464,840	-0.4%	495,012,900	513,206,224	-3.5%
Regional/commuter carriers						
Great Plains (d)	2,671,418	0	n.a.	8,759,766	0	n.a.
Mesa	863,200	1,261,600	-31.6%	3,336,600	5,610,800	-40.5%
Total	3,534,618	1,261,600	180.2%	12,096,366	5,610,800	115.6%
Cargo	16,468,600	13,582,000	21.3%	64,167,600	56,721,500	13.1%
Charter						
Champion Air (e)	1,280,000	0	n.a.	5,440,000	0	n.a.
Other Charters	107,000	0	n.a.	2,458,000	732,000	235.8%
Total	1,387,000	0	n.a.	7,898,000	732,000	979.0%
Total landed weight	153,371,335	147,308,440	4.1%	579,174,866	576,270,524	0.5%

- (a) TWA merged with American December 1, 2001. American includes TWA landed weight prior to merger.
 (b) Continental Express began service in May 2001. Discontinued in September 2001. Began again in April 2002.

- (c) Vanguard began service December 20, 2001.
 (d) Great Plains began service October 30, 2001.
 (e) Champion Air began service June 2001.
 (f) Allegiant Air began service February 14, 2002.

SIGNATORY AIRLINES LANDED WEIGHT



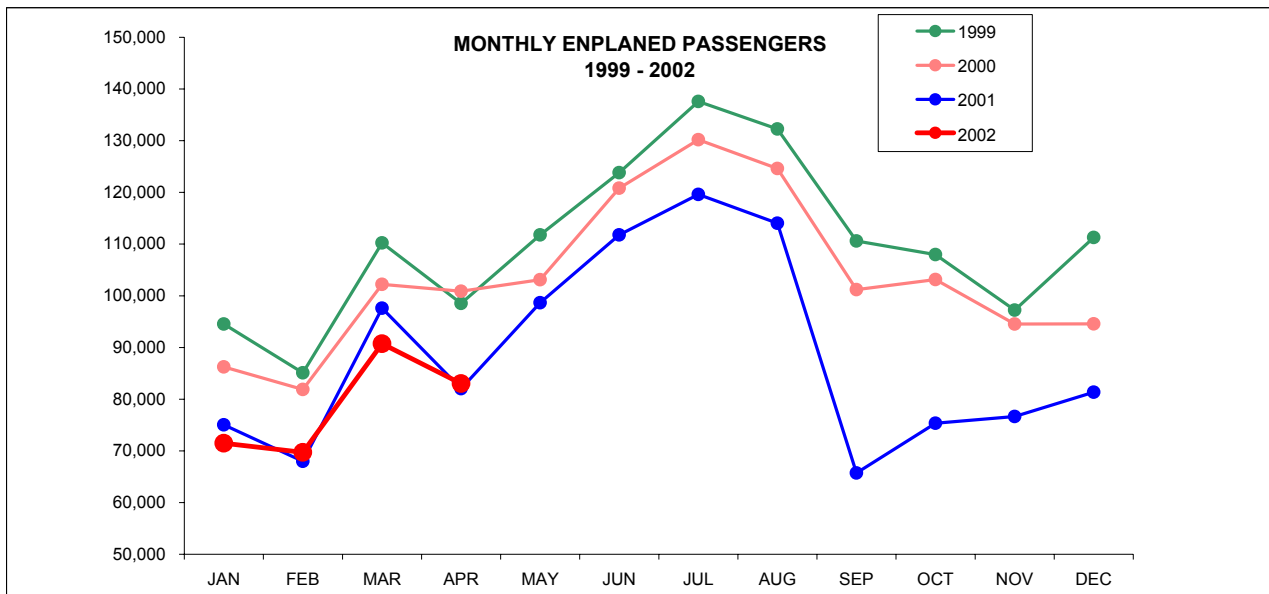
- (a) American includes TWA enplaned passengers prior to merger on December 1, 2001.
 Note: "Other" includes Mesa, Great Plains, and Allegiant Air.
 Individual market shares < 2%.

SUMMARY OF AIR TRAFFIC ACTIVITY

Colorado Springs Airport

	Month			Year-to-date		
	Apr-02	Apr-01	Percent change	2002	2001	Percent change
Enplaned passengers						
Major/national Airlines	80,554	81,429	-1.1%	304,985	320,050	-4.7%
Regional/commuter Airlines	1,445	612	136.1%	5,172	2,543	103.4%
Charter	1,025	0	n.a.	4,805	76	6222.4%
	83,024	82,041	1.2%	314,962	322,669	-2.4%
Landed weight (1,000-lb. units)						
Major/national Airlines	131,981	132,465	-0.4%	495,013	513,206	-3.5%
Regional/commuter Airlines	3,535	1,262	180.2%	12,096	5,611	115.6%
Charter	1,387	0	n.a.	7,898	732	979.0%
Cargo	16,469	13,582	21.3%	64,168	56,722	13.1%
	153,371	147,308	4.1%	579,175	576,271	0.5%
Aircraft departures (= landings)						
Major/national Airlines	1,512	1,275	18.6%	5,541	4,969	11.5%
Regional/commuter Airlines	138	76	81.6%	483	338	42.9%
Charter	9	0	n.a.	54	5	980.0%
Cargo	175	172	1.7%	666	674	-1.2%
	1,834	1,523	20.4%	6,744	5,986	12.7%
Aircraft Operations						
Air Carrier	1,968	2,197	-10.4%	7,473	8,652	-13.6%
Air Taxi	2,047	1,269	61.3%	7,693	5,197	48.0%
General Aviation	10,171	8,337	22.0%	46,167	32,910	40.3%
Military	1,756	1,609	9.1%	6,869	6,712	2.3%
	15,942	13,412	18.9%	68,202	53,471	27.5%
Freight/Cargo (lbs)						
Enplaned	1,555,919	1,027,487	51.4%	6,086,681	4,820,889	26.3%
Deplaned	1,785,343	1,700,850	5.0%	7,424,606	8,145,642	-8.9%
Mail (lbs)						
Enplaned	135,921	286,080	-52.5%	456,625	1,297,191	-64.8%
Deplaned	91,825	148,361	-38.1%	360,097	667,440	-46.0%
Work Load Units						
Work load units (a)	109,384	104,724	4.4%	426,121	423,307	0.7%

(a) Work load units equal to enplaned passengers and 100 kilograms of cargo/mail plus general aviation operations.



KEY AIR TRAFFIC ACTIVITY RELATIONSHIPS

Colorado Springs Airport

	Month			Year-to-date		
	Apr-02	Apr-01	Percent change	2002	2001	Percent change
Enplaned passengers						
Major/national	80,554	81,429	-1.1%	304,985	320,050	-4.7%
Regional/commuter	1,445	612	136.1%	5,172	2,543	103.4%
Charter	1,025	0	n.a.	4,805	76	6222.4%
Total	83,024	82,041	1.2%	314,962	322,669	-2.4%
Landed weight (1,000-lb. units)						
Major/national	131,981	132,465	-0.4%	495,013	513,206	-3.5%
Regional/commuter	3,535	1,262	180.2%	12,096	5,611	115.6%
Charter	1,387	0	n.a.	7,898	732	979.0%
Cargo	16,469	13,582	21.3%	64,168	56,722	13.1%
Total	153,371	147,308	4.1%	579,175	576,271	0.5%
Aircraft departures (= landings)						
Major/national	1,512	1,275	18.6%	5,541	4,969	11.5%
Regional/commuter	138	76	81.6%	483	338	42.9%
Charter	9	0	n.a.	54	5	980.0%
Cargo	175	172	1.7%	666	674	-1.2%
Total	1,834	1,523	20.4%	6,744	5,986	12.7%
Enplanements per departure						
Major/national (a)	53	64		55	64	
Regional/commuter	10	8		11	8	
Charter (b)	114	0		120	19	
Average	50	61		52	61	
Average weight per landing						
Major/national	87,289	103,894		89,336	103,282	
Regional/commuter	25,613	16,600		25,044	16,600	
Charter	154,111	0		146,259	146,400	
Cargo	94,106	78,965		96,348	84,157	
Average	83,627	96,723		85,880	96,270	

- (a) Includes UAX (Air Wisconsin) departures.
- (b) Based on charters with Enplaned Passengers only.

