

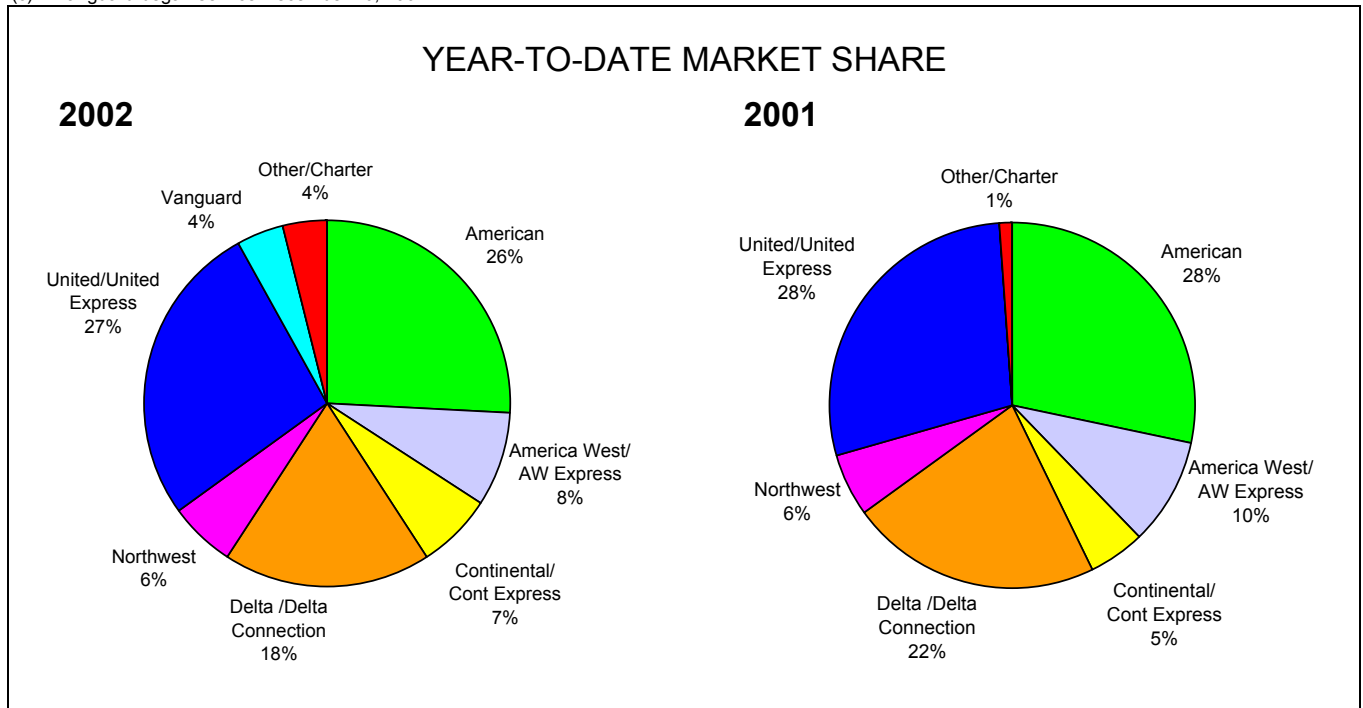
SUMMARY OF ENPLANED PASSENGERS BY AIRLINE

Colorado Springs Airport

Enplaned passengers by Airline	Month			Year-to-date		
	Jun-02	Jun-01	Percent change	2002	2001	Percent change
Major/national carriers						
Allegiant Air (f)	1,547	0	n.a.	4,647	0	n.a.
American (a)	28,946	31,508	-8.1%	134,490	151,341	-11.1%
America West/AW Express	8,910	9,925	-10.2%	42,741	51,328	-16.7%
Continental/Cont Express (b)	6,834	6,181	10.6%	35,011	26,487	32.2%
Delta /Delta Connection	19,529	24,430	-20.1%	96,148	119,142	-19.3%
Northwest	6,521	7,095	-8.1%	29,991	27,965	7.2%
United/United Express	26,699	30,257	-11.8%	139,256	151,115	-7.8%
Vanguard (c)	4,543	0	n.a.	21,548	0	n.a.
Total	103,529	109,396	-5.4%	503,832	527,378	-4.5%
Regional/commuter carriers						
Great Plains (d)	1,180	0	n.a.	5,839	0	n.a.
Mesa	466	729	-36.1%	2,662	3,955	-32.7%
Total	1,646	729	125.8%	8,501	3,955	114.9%
Charters						
Champion Air (e)	995	1,618	-38.5%	6,734	1,618	316.2%
Other Charters	0	42	-100.0%	340	167	103.6%
Total	995	1,660	-40.1%	7,074	1,785	296.3%
Total enplaned passengers	106,170	111,785	-5.0%	519,407	533,118	-2.6%

- (a) TWA merged with American December 1, 2001. American includes TWA enplaned passengers prior to merger
- (b) Continental Express began service in May 2001. Discontinued service in September 2001. Began again in April 2002.
- (c) Vanguard began service December 20, 2001.

- (d) Great Plains began service October 30, 2001.
- (e) Champion Air began service June 2001.
- (f) Allegiant Air began service February 14, 2002.



Note: "Other/Charter" includes Champion, Mesa, Great Plains, and Allegiant.
Individual market shares < 2%.

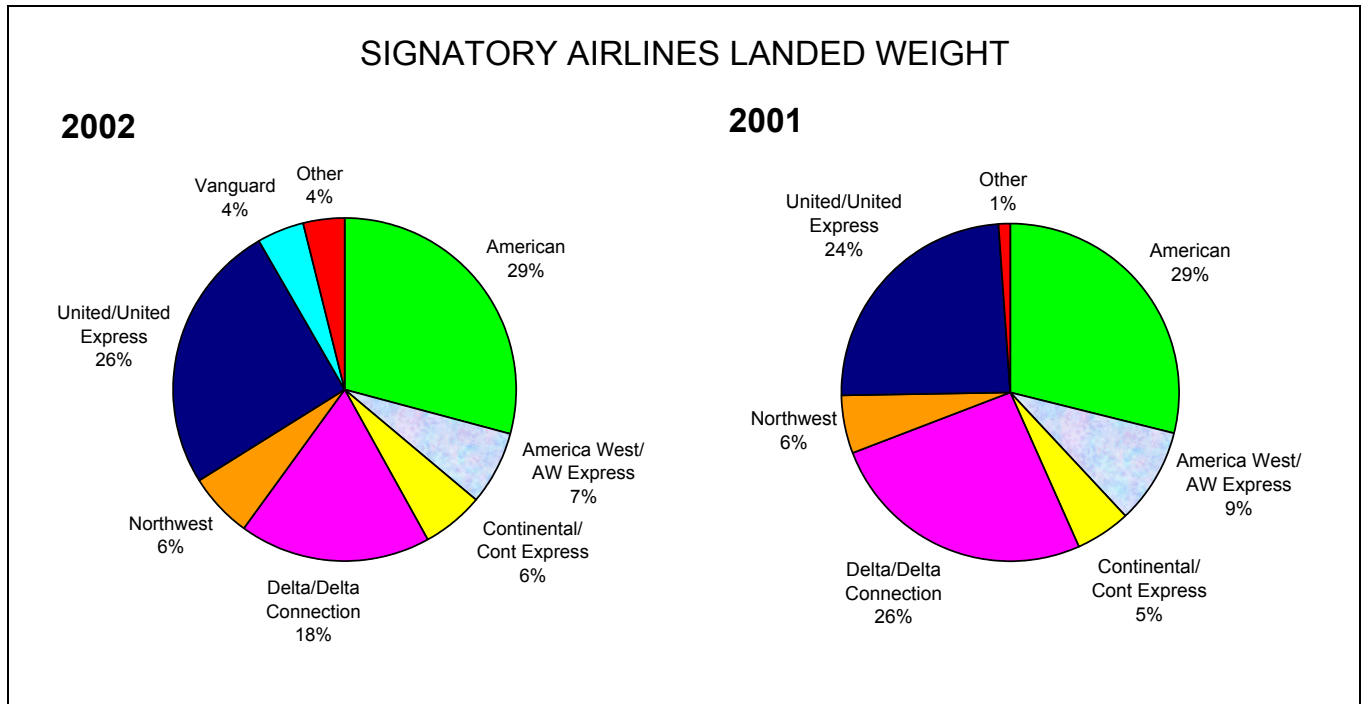
SUMMARY OF LANDED WEIGHT BY AIRLINE

Colorado Springs Airport

Landed weight by Airline	Month			Year-to-date		
	Jun-02	Jun-01	Percent change	2002	2001	Percent change
Major/national carriers						
Allegiant Air (f)	2,518,400	0	n.a.	11,457,200	0	n.a.
American (a)	44,219,000	44,520,000	-0.7%	233,098,500	236,346,000	-1.4%
America West/AW Express	9,776,000	13,136,200	-25.6%	54,555,000	76,062,600	-28.3%
Continental/Cont Express (b)	7,734,370	7,578,421	2.1%	51,143,478	41,662,046	22.8%
Delta/Delta Connection	27,103,000	36,353,000	-25.4%	142,964,000	212,439,000	-32.7%
Northwest	8,071,800	9,216,000	-12.4%	49,401,600	42,095,500	17.4%
United/United Express	35,174,421	35,218,478	-0.1%	193,772,893	199,305,033	-2.8%
Vanguard (c)	7,448,000	0	n.a.	37,480,500	0	n.a.
Total	142,044,991	146,022,099	-2.7%	773,873,171	807,910,179	-4.2%
Regional/commuter carriers						
Great Plains (d)	2,516,103	0	n.a.	14,071,539	0	n.a.
Mesa	796,800	1,311,400	-39.2%	5,013,200	8,233,600	-39.1%
Total	3,312,903	1,311,400	152.6%	19,084,739	8,233,600	131.8%
Cargo	16,574,000	15,132,100	9.5%	98,622,200	87,762,100	12.4%
Charter						
Champion Air (e)	1,440,000	2,720,000	-47.1%	8,320,000	2,720,000	205.9%
Other Charters	107,000	196,000	-45.4%	963,000	1,124,000	-14.3%
Total	1,547,000	2,916,000	-46.9%	9,283,000	3,844,000	141.5%
Total landed weight	163,478,894	165,381,599	-1.2%	900,863,110	907,749,879	-0.8%

- (a) TWA merged with American December 1, 2001. American includes TWA landed weight prior to merger.
 (b) Continental Express began service in May 2001. Discontinued in September 2001. Began again in April 2002.

- (c) Vanguard began service December 20, 2001.
 (d) Great Plains began service October 30, 2001.
 (e) Champion Air began service June 2001.
 (f) Allegiant Air began service February 14, 2002.

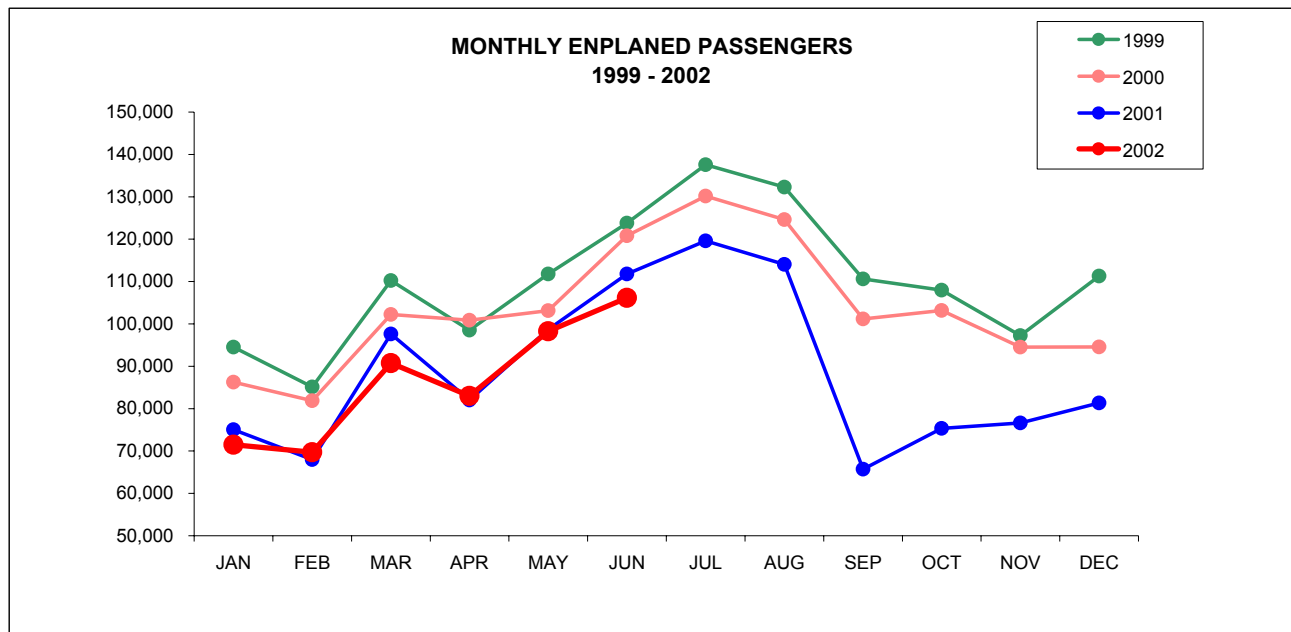


SUMMARY OF AIR TRAFFIC ACTIVITY

Colorado Springs Airport

	Month			Year-to-date		
	Jun-02	Jun-01	Percent change	2002	2001	Percent change
Enplaned passengers						
Major/national Airlines	103,529	109,396	-5.4%	503,832	527,378	-4.5%
Regional/commuter Airlines	1,646	729	125.8%	8,501	3,955	114.9%
Charter	995	1,660	-40.1%	7,074	1,785	296.3%
	106,170	111,785	-5.0%	519,407	533,118	-2.6%
Landed weight (1,000-lb. units)						
Major/national Airlines	142,045	146,022	-2.7%	773,873	807,910	-4.2%
Regional/commuter Airlines	3,313	1,311	152.6%	19,085	8,234	131.8%
Charter	1,547	2,916	-46.9%	9,283	3,844	141.5%
Cargo	16,574	15,132	9.5%	98,622	87,762	12.4%
	163,479	165,382	-1.2%	900,863	907,750	-0.8%
Aircraft departures (= landings)						
Major/national Airlines	1,554	1,400	11.0%	8,663	7,821	10.8%
Regional/commuter Airlines	129	79	63.3%	755	496	52.2%
Charter	10	19	-47.4%	61	26	134.6%
Cargo	188	194	-3.1%	1,081	1,072	0.8%
	1,881	1,692	11.2%	10,560	9,415	12.2%
Aircraft Operations						
Air Carrier	2,150	2,332	-7.8%	11,707	13,384	-12.5%
Air Taxi	2,149	1,465	46.7%	12,123	8,160	48.6%
General Aviation	15,254	15,806	-3.5%	72,640	58,586	24.0%
Military	2,229	2,376	-6.2%	11,204	10,853	3.2%
	21,782	21,979	-0.9%	107,674	90,983	18.3%
Freight/Cargo (lbs)						
Enplaned	1,661,171	1,450,079	14.6%	9,508,803	7,444,940	27.7%
Deplaned	1,855,719	1,875,373	-1.0%	11,296,781	11,918,172	-5.2%
Mail (lbs)						
Enplaned	191,142	285,594	-33.1%	826,131	1,905,618	-56.6%
Deplaned	86,043	146,654	-41.3%	538,257	971,222	-44.6%
Work Load Units						
Work load units (a)	138,634	144,636	-4.1%	692,610	692,584	0.0%

(a) Work load units equal to enplaned passengers and 100 kilograms of cargo/mail plus general aviation operations.



KEY AIR TRAFFIC ACTIVITY RELATIONSHIPS

Colorado Springs Airport

	Month			Year-to-date		
	Jun-02	Jun-01	Percent change	2002	2001	Percent change
Enplaned passengers						
Major/national	103,529	109,396	-5.4%	503,832	527,378	-4.5%
Regional/commuter	1,646	729	125.8%	8,501	3,955	114.9%
Charter	995	1,660	-40.1%	7,074	1,785	296.3%
Total	106,170	111,785	-5.0%	519,407	533,118	-2.6%
Landed weight (1,000-lb. units)						
Major/national	142,045	146,022	-2.7%	773,873	807,910	-4.2%
Regional/commuter	3,313	1,311	152.6%	19,085	8,234	131.8%
Charter	1,547	2,916	-46.9%	9,283	3,844	141.5%
Cargo	16,574	15,132	9.5%	98,622	87,762	12.4%
Total	163,479	165,382	-1.2%	900,863	907,750	-0.8%
Aircraft departures (= landings)						
Major/national	1,554	1,400	11.0%	8,663	7,821	10.8%
Regional/commuter	129	79	63.3%	755	496	52.2%
Charter	10	19	-47.4%	61	26	134.6%
Cargo	188	194	-3.1%	1,081	1,072	0.8%
Total	1,881	1,692	11.2%	10,560	9,415	12.2%
Enplanements per departure						
Major/national (a)	67	78		58	67	
Regional/commuter	13	9		11	8	
Charter (b)	100	87		116	71	
Average	63	75		55	64	
Average weight per landing						
Major/national	91,406	104,301		89,331	103,300	
Regional/commuter	25,681	16,600		25,278	16,600	
Charter	154,700	153,474		152,180	147,846	
Cargo	88,160	78,001		91,232	81,868	
Average	86,911	97,743		85,309	96,415	

(a) Includes UAX (Air Wisconsin) departures.

(b) Based on charters with Enplaned Passengers only.

