

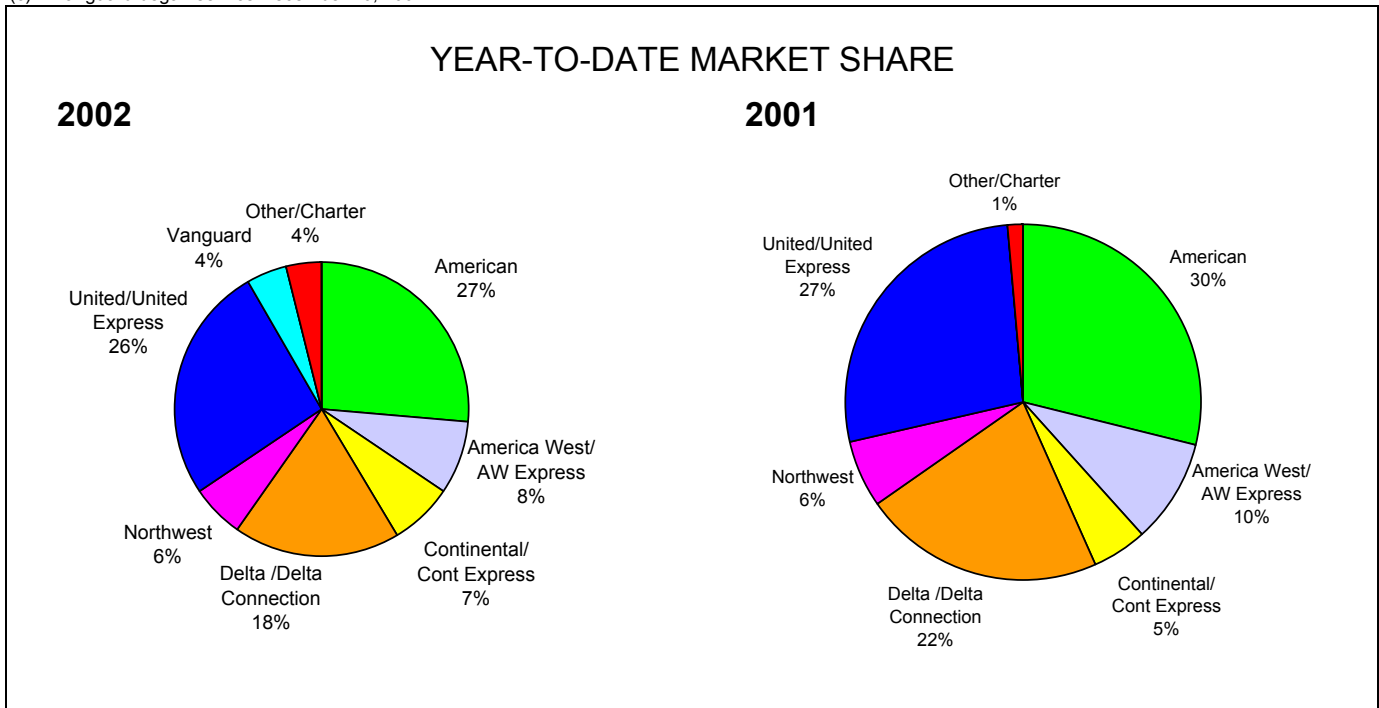
# SUMMARY OF ENPLANED PASSENGERS BY AIRLINE

Colorado Springs Airport

Enplaned passengers by Airline	Month			Year-to-date		
	Jul-02	Jul-01	Percent change	2002	2001	Percent change
<b>Major/national carriers</b>						
Allegiant Air (f)	2,091	0	n.a.	6,738	0	n.a.
American (a)	31,828	37,538	-15.2%	166,318	188,879	-11.9%
America West/AW Express	8,702	10,738	-19.0%	51,443	62,066	-17.1%
Continental/Cont Express (b)	8,523	6,529	30.5%	43,534	33,016	31.9%
Delta /Delta Connection	20,753	24,747	-16.1%	116,901	143,889	-18.8%
Northwest	6,744	9,391	-28.2%	36,735	37,356	-1.7%
United/United Express	27,069	27,840	-2.8%	166,325	178,955	-7.1%
Vanguard (c)	5,087	0	n.a.	26,635	0	n.a.
<b>Total</b>	<b>110,797</b>	<b>116,783</b>	<b>-5.1%</b>	<b>614,629</b>	<b>644,161</b>	<b>-4.6%</b>
<b>Regional/commuter carriers</b>						
Great Plains (d)	1,504	0	n.a.	7,343	0	n.a.
Mesa	440	674	-34.7%	3,102	4,629	-33.0%
<b>Total</b>	<b>1,944</b>	<b>674</b>	<b>188.4%</b>	<b>10,445</b>	<b>4,629</b>	<b>125.6%</b>
<b>Charters</b>						
Champion Air (e)	965	2,059	-53.1%	7,699	3,677	109.4%
Other Charters	42	91	-53.8%	382	258	48.1%
<b>Total</b>	<b>1,007</b>	<b>2,150</b>	<b>-53.2%</b>	<b>8,081</b>	<b>3,935</b>	<b>105.4%</b>
<b>Total enplaned passengers</b>	<b>113,748</b>	<b>119,607</b>	<b>-4.9%</b>	<b>633,155</b>	<b>652,725</b>	<b>-3.0%</b>

- (a) TWA merged with American December 1, 2001. American includes TWA enplaned passengers prior to merger
- (b) Continental Express began service in May 2001. Discontinued service in September 2001. Began again in April 2002.
- (c) Vanguard began service December 20, 2001.

- (d) Great Plains began service October 30, 2001.
- (e) Champion Air began service June 2001.
- (f) Allegiant Air began service February 14, 2002.



Note: "Other/Charter" includes Champion, Mesa, Great Plains, and Allegiant.  
Individual market shares < 2%.

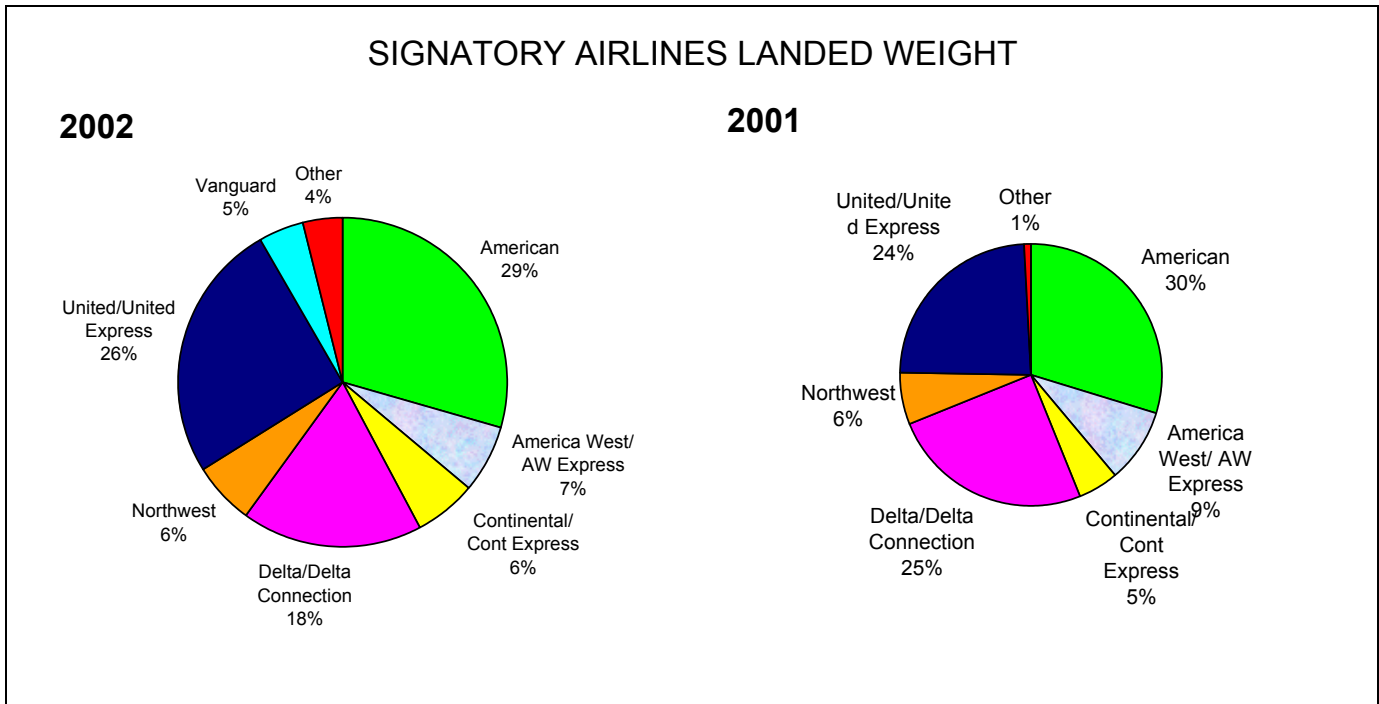
# SUMMARY OF LANDED WEIGHT BY AIRLINE

Colorado Springs Airport

Landed weight by Airline	Month			Year-to-date		
	Jul-02	Jul-01	Percent change	2002	2001	Percent change
<b>Major/national carriers</b>						
Allegiant Air (f)	2,867,800	0	n.a.	14,325,000	0	n.a.
American (a)	47,592,000	55,988,000	-15.0%	280,690,500	292,334,000	-4.0%
America West/AW Express	9,729,000	13,642,200	-28.7%	64,284,000	89,704,800	-28.3%
Continental/Cont Express (b)	9,353,417	7,873,744	18.8%	60,496,895	49,535,790	22.1%
Delta/Delta Connection	28,030,000	35,343,000	-20.7%	170,994,000	247,782,000	-31.0%
Northwest	8,332,800	13,133,700	-36.6%	57,734,400	55,229,200	4.5%
United/United Express	35,158,655	35,793,046	-1.8%	228,931,548	235,098,079	-2.6%
Vanguard (c)	8,631,500	0	n.a.	46,112,000	0	n.a.
<b>Total</b>	<b>149,695,172</b>	<b>161,773,690</b>	<b>-7.5%</b>	<b>923,568,343</b>	<b>969,683,869</b>	<b>-4.8%</b>
<b>Regional/commuter carriers</b>						
Great Plains (d)	2,764,607	0	n.a.	16,836,146	0	n.a.
Mesa	863,200	1,328,000	-35.0%	5,876,400	9,561,600	-38.5%
<b>Total</b>	<b>3,627,807</b>	<b>1,328,000</b>	<b>173.2%</b>	<b>22,712,546</b>	<b>9,561,600</b>	<b>137.5%</b>
<b>Cargo</b>	<b>17,020,100</b>	<b>13,960,800</b>	<b>21.9%</b>	<b>115,712,300</b>	<b>101,722,900</b>	<b>13.8%</b>
<b>Charter</b>						
Champion Air (e)	1,280,000	2,880,000	-55.6%	9,600,000	5,600,000	71.4%
Other Charters	214,000	214,000	0.0%	1,177,000	1,338,000	-12.0%
<b>Total</b>	<b>1,494,000</b>	<b>3,094,000</b>	<b>-51.7%</b>	<b>10,777,000</b>	<b>6,938,000</b>	<b>55.3%</b>
<b>Total landed weight</b>	<b>171,837,079</b>	<b>180,156,490</b>	<b>-4.6%</b>	<b>1,072,770,189</b>	<b>1,087,906,369</b>	<b>-1.4%</b>

- (a) TWA merged with American December 1, 2001. American includes TWA landed weight prior to merger.
- (b) Continental Express began service in May 2001. Discontinued in September 2001. Began again in April 2002.

- (c) Vanguard began service December 20, 2001.
- (d) Great Plains began service October 30, 2001.
- (e) Champion Air began service June 2001.
- (f) Allegiant Air began service February 14, 2002.



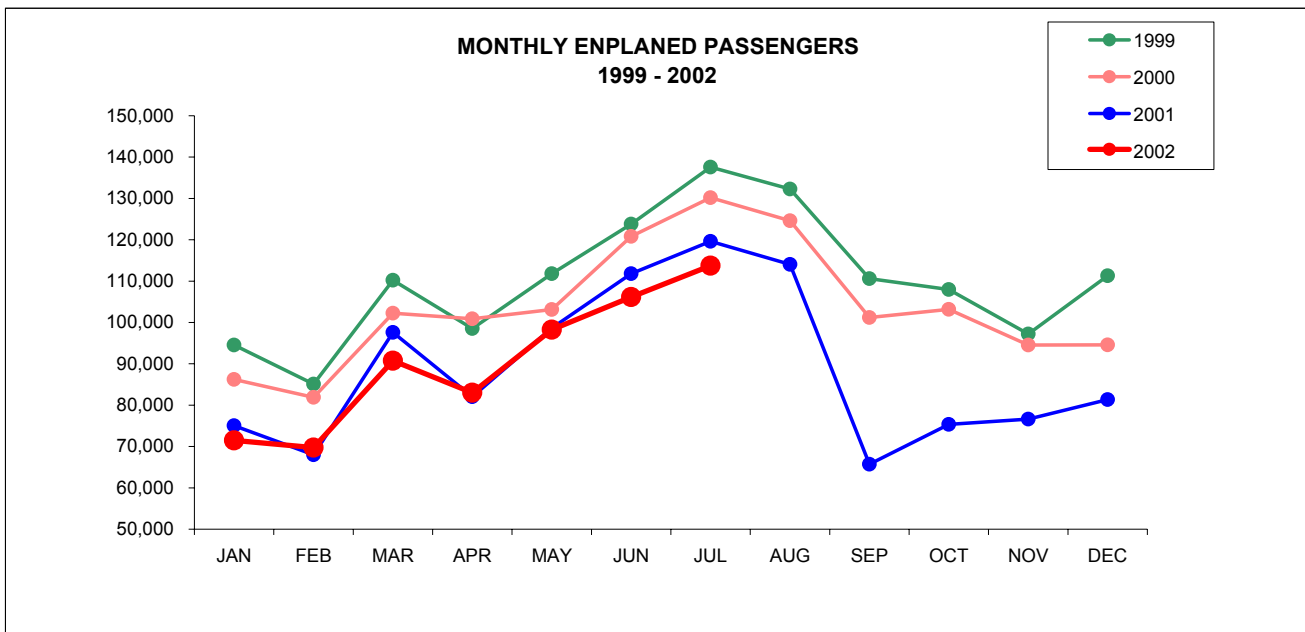
Note: "Other" includes Mesa, Great Plains, and Allegiant Air.  
Individual market shares < 2%.

# SUMMARY OF AIR TRAFFIC ACTIVITY

Colorado Springs Airport

	Month			Year-to-date		
	Jul-02	Jul-01	Percent change	2002	2001	Percent change
<b>Enplaned passengers</b>						
Major/national Airlines	110,797	116,783	-5.1%	614,629	644,161	-4.6%
Regional/commuter Airlines	1,944	674	188.4%	10,445	4,629	125.6%
Charter	1,007	2,150	-53.2%	8,081	3,935	105.4%
	113,748	119,607	-4.9%	633,155	652,725	-3.0%
<b>Landed weight (1,000-lb. units)</b>						
Major/national Airlines	149,695	161,774	-7.5%	923,568	969,684	-4.8%
Regional/commuter Airlines	3,628	1,328	173.2%	22,713	9,562	137.5%
Charter	1,494	3,094	-51.7%	10,777	6,938	55.3%
Cargo	17,020	13,961	21.9%	115,712	101,723	13.8%
	171,837	180,156	-4.6%	1,072,770	1,087,906	-1.4%
<b>Aircraft departures (= landings)</b>						
Major/national Airlines	1,620	1,523	6.4%	10,283	9,344	10.0%
Regional/commuter Airlines	141	80	76.3%	896	576	55.6%
Charter	10	20	-50.0%	71	46	54.3%
Cargo	202	182	11.0%	1,294	1,254	3.2%
	1,973	1,805	9.3%	12,544	11,220	11.8%
<b>Aircraft Operations</b>						
Air Carrier	2,216	2,659	-16.7%	13,923	16,043	-13.2%
Air Taxi	2,424	1,557	55.7%	14,547	9,717	49.7%
General Aviation	14,081	15,173	-7.2%	86,721	73,759	17.6%
Military	3,119	1,743	78.9%	14,323	12,596	13.7%
	21,840	21,132	3.4%	129,514	112,115	15.5%
<b>Freight/Cargo (lbs)</b>						
Enplaned	1,620,890	1,442,268	12.4%	11,151,141	8,887,208	25.5%
Deplaned	1,775,153	1,694,657	4.7%	13,082,455	13,612,829	-3.9%
<b>Mail (lbs)</b>						
Enplaned	188,790	292,765	-35.5%	1,014,921	2,198,383	-53.8%
Deplaned	87,935	138,421	-36.5%	626,192	1,109,643	-43.6%
<b>Work Load Units</b>						
Work load units (a)	144,489	150,965	-4.3%	837,244	843,549	-0.7%

(a) Work load units equal to enplaned passengers and 100 kilograms of cargo/mail plus general aviation operations.



# KEY AIR TRAFFIC ACTIVITY RELATIONSHIPS

Colorado Springs Airport

	Month			Year-to-date		
	Jul-02	Jul-01	Percent change	2002	2001	Percent change
<b>Enplaned passengers</b>						
Major/national	110,797	116,783	-5.1%	614,629	644,161	-4.6%
Regional/commuter	1,944	674	188.4%	10,445	4,629	125.6%
Charter	1,007	2,150	-53.2%	8,081	3,935	105.4%
<b>Total</b>	<b>113,748</b>	<b>119,607</b>	<b>-4.9%</b>	<b>633,155</b>	<b>652,725</b>	<b>-3.0%</b>
<b>Landed weight (1,000-lb. units)</b>						
Major/national	149,695	161,774	-7.5%	923,568	969,684	-4.8%
Regional/commuter	3,628	1,328	173.2%	22,713	9,562	137.5%
Charter	1,494	3,094	-51.7%	10,777	6,938	55.3%
Cargo	17,020	13,961	21.9%	115,712	101,723	13.8%
<b>Total</b>	<b>171,837</b>	<b>180,156</b>	<b>-4.6%</b>	<b>1,072,770</b>	<b>1,087,906</b>	<b>-1.4%</b>
<b>Aircraft departures (= landings)</b>						
Major/national	1,620	1,523	6.4%	10,283	9,344	10.0%
Regional/commuter	141	80	76.3%	896	576	55.6%
Charter	10	20	-50.0%	71	46	54.3%
Cargo	202	182	11.0%	1,294	1,254	3.2%
<b>Total</b>	<b>1,973</b>	<b>1,805</b>	<b>9.3%</b>	<b>12,544</b>	<b>11,220</b>	<b>11.8%</b>
<b>Enplanements per departure</b>						
Major/national (a)	68	77		60	69	
Regional/commuter	14	8		12	8	
Charter (b)	101	108		114	87	
<b>Average</b>	<b>64</b>	<b>74</b>		<b>56</b>	<b>66</b>	
<b>Average weight per landing</b>						
Major/national	92,404	106,220		89,815	103,776	
Regional/commuter	25,729	16,600		25,349	16,600	
Charter	149,400	154,700		151,789	150,826	
Cargo	84,258	76,708		89,422	81,119	
<b>Average</b>	<b>87,094</b>	<b>99,810</b>		<b>85,521</b>	<b>96,961</b>	

- (a) Includes UAX (Air Wisconsin) departures.
- (b) Based on charters with Enplaned Passengers only.

