

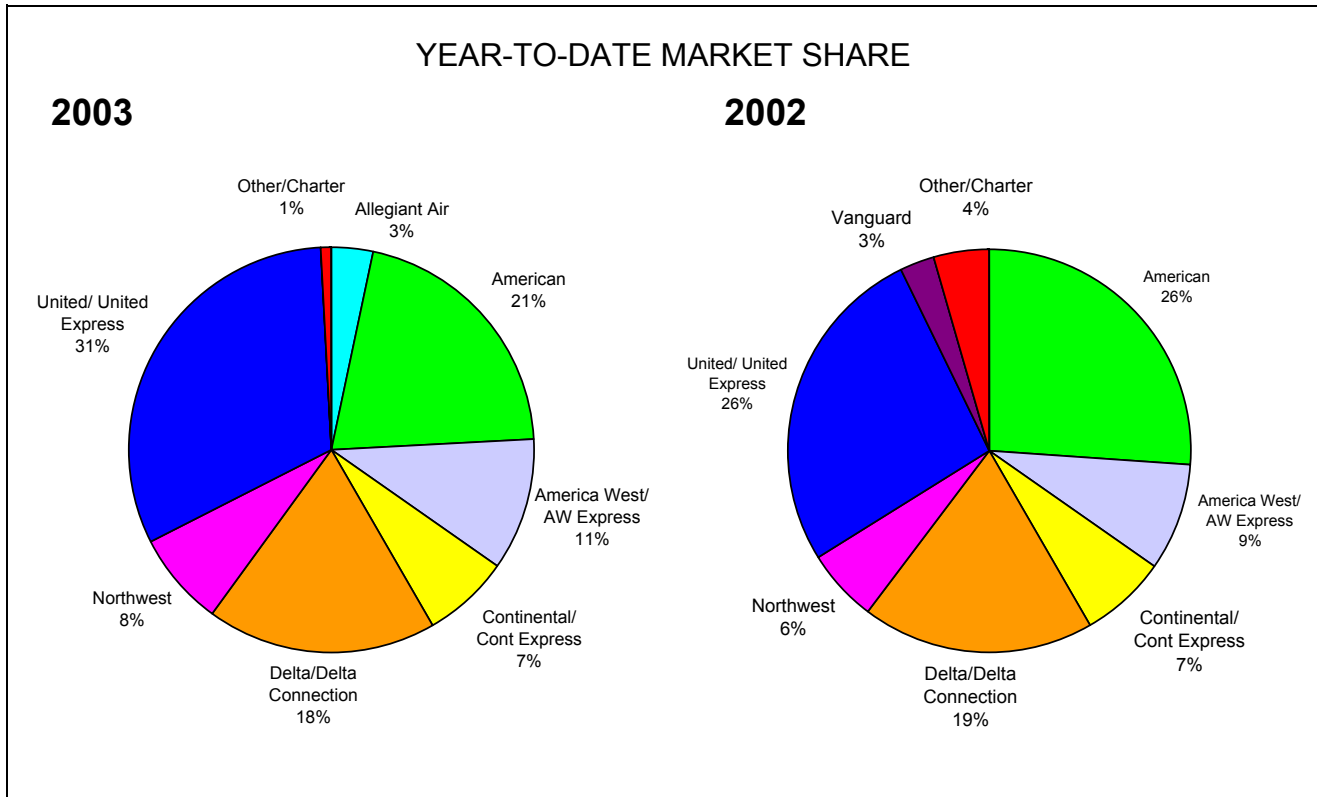
SUMMARY OF ENPLANED PASSENGERS BY AIRLINE

Colorado Springs Airport

Enplaned passengers by Airline	Month			Year-to-date		
	Oct-03	Oct-02	Percent change	2003	2002	Percent change
Major/national carriers						
Allegiant Air (d)	3,056	1,976	54.7%	29,889	12,349	142.0%
American	17,180	21,473	-20.0%	178,302	234,762	-24.0%
America West/AW Express	8,357	9,328	-10.4%	90,159	78,654	14.6%
Continental/Cont Express (a)	5,354	4,456	20.2%	57,967	61,568	-5.8%
Delta /Delta Connection (e)	15,807	15,175	4.2%	156,672	167,867	-6.7%
Northwest	6,285	5,662	11.0%	65,215	54,470	19.7%
United/United Express	30,977	22,739	36.2%	268,950	239,650	12.2%
Vanguard (b)	0	0	0.0%	0	26,635	-100.0%
Total	87,016	80,809	7.7%	847,154	875,955	-3.3%
Regional/commuter carriers						
Great Plains (f)	0	1,173	-100.0%	2,772	11,123	-75.1%
Mesa	462	331	39.6%	4,311	4,214	2.3%
Total	462	1,504	-69.3%	7,083	15,337	-53.8%
Charters						
Champion Air (c)	0	940	-100.0%	0	10,846	-100.0%
Other Charters	0	0	0.0%	517	489	5.7%
Total	0	940	-100.0%	517	11,335	-95.4%
Total enplaned passengers	87,478	83,253	5.1%	854,754	902,627	-5.3%

- (a) Continental Express began service in April 2002.
- (b) Vanguard began service December 20, 2001. Discontinued service July 30, 2002.
- (c) Champion Air began service June 2001. Discontinued service October 2002.

- (d) Allegiant Air began service February 14, 2002.
- (e) Comair began service December 1, 2002.
- (f) Great Plains discontinued service March 24, 2003.



SUMMARY OF LANDED WEIGHT BY AIRLINE

Colorado Springs Airport

Landed weight by Airline	Month			Year-to-date		
	Oct-03	Oct-02	Percent change	2003	2002	Percent change
Major/national carriers						
Allegiant Air (d)	3,469,000	3,826,000	-9.3%	36,529,000	23,554,000	55.1%
American	28,480,000	35,822,500	-20.5%	289,000,000	395,729,500	-27.0%
America West/AW Express	10,141,500	11,562,000	-12.3%	123,326,500	97,654,000	26.3%
Continental/Cont Express (a)	6,042,214	5,223,306	15.7%	62,727,367	82,037,641	-23.5%
Delta/Delta Connection (f)	24,450,000	24,181,000	1.1%	222,937,000	249,494,000	-10.6%
Northwest	8,362,200	8,529,600	-2.0%	83,753,400	82,660,800	1.3%
United/United Express	37,889,981	37,984,565	-0.2%	354,490,978	340,147,638	4.2%
Vanguard (b)	0	0	0.0%	0	46,112,000	-100.0%
Total	118,834,895	127,128,971	-6.5%	1,172,764,245	1,317,389,579	-11.0%
Regional/commuter carriers						
Great Plains (g)	0	2,391,851	-100.0%	6,616,419	24,291,266	-72.8%
Mesa	813,400	863,200	-5.8%	8,333,200	8,416,200	-1.0%
Total	813,400	3,255,051	-75.0%	14,949,619	32,707,466	-54.3%
Cargo (e)	14,081,900	17,970,900	-21.6%	144,729,200	167,916,500	-13.8%
Charter						
Champion Air (c)	0	1,440,000	-100.0%	0	14,080,000	-100.0%
Other Charters	0	0	0.0%	831,300	1,391,000	-40.2%
Total	0	1,440,000	-100.0%	831,300	15,471,000	-94.6%
Total landed weight	133,730,195	149,794,922	-10.7%	1,333,274,364	1,533,484,545	-13.1%

(a) Continental Express began service in April 2002.

(b) Vanguard began service December 20, 2001. Discontinued service July 30, 2002.

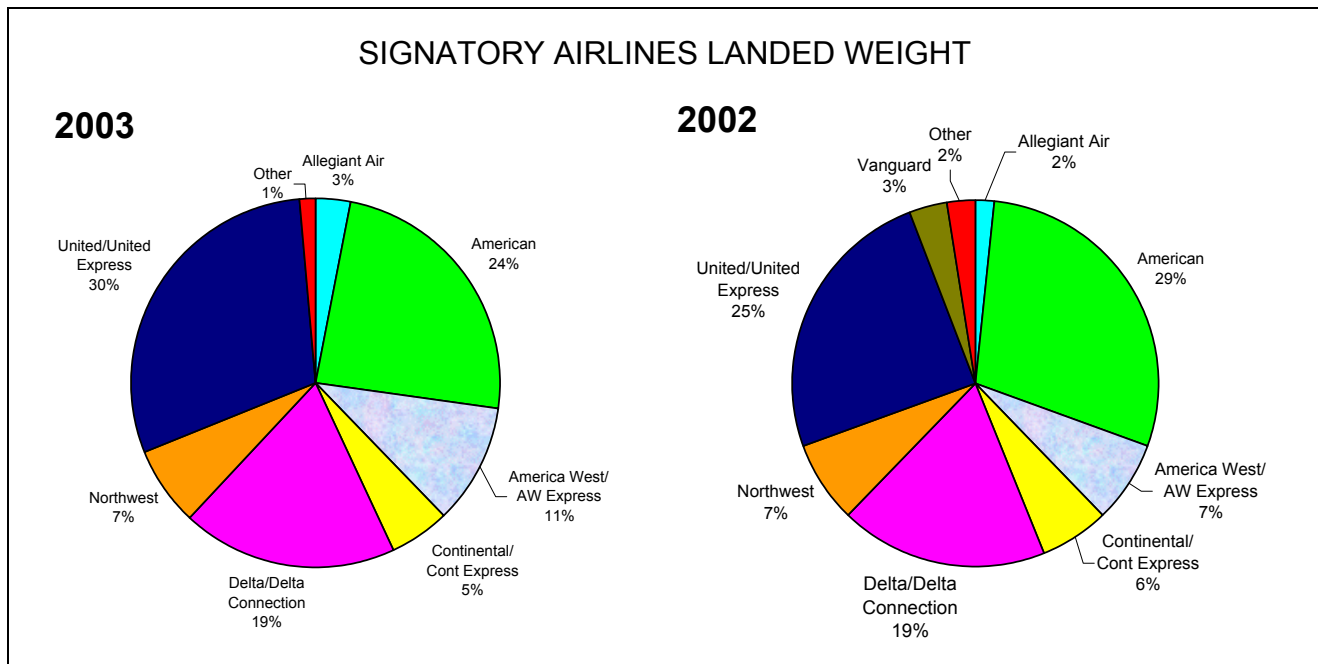
(c) Champion Air began service June 2001. Discontinued service in October 2002.

(d) Allegiant Air began service February 14, 2002.

(e) Superior Aviation MGLW adjusted for Jan-Mar 2002.

(f) Comair began service December 1, 2002.

(g) Great Plains discontinued service March 24, 2003.



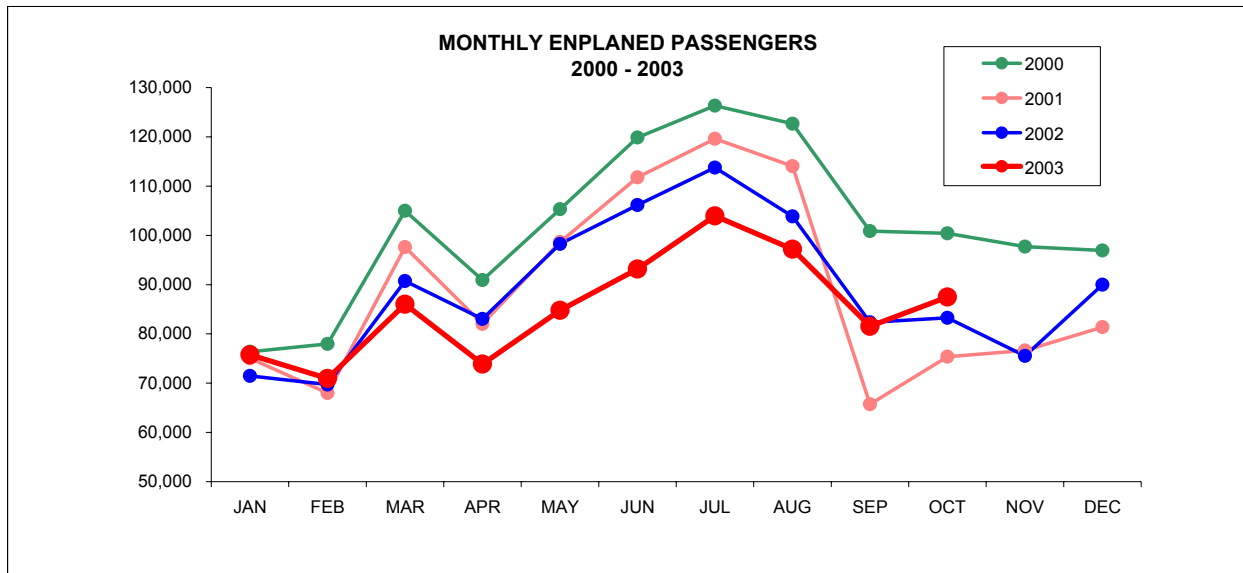
SUMMARY OF AIR TRAFFIC ACTIVITY

Colorado Springs Airport

	Month			Year-to-date		
	Oct-03	Oct-02	Percent change	2003	2002	Percent change
Enplaned passengers						
Major/national Airlines	87,016	80,809	7.7%	847,154	875,955	-3.3%
Regional/commuter Airlines	462	1,504	-69.3%	7,083	15,337	-53.8%
Charter	0	940	-100.0%	517	11,335	-95.4%
	87,478	83,253	5.1%	854,754	902,627	-5.3%
Landed weight (1,000-lb. units)						
Major/national Airlines	118,835	127,129	-6.5%	1,172,764	1,317,390	-11.0%
Regional/commuter Airlines	813	3,255	-75.0%	14,950	32,707	-54.3%
Charter	0	1,440	-100.0%	831	15,471	-94.6%
Cargo	14,082	17,971	-21.6%	144,729	167,917	-13.8%
	133,730	149,795	-10.7%	1,333,274	1,533,485	-13.1%
Aircraft departures (= landings)						
Major/national Airlines	1,474	1,507	-2.2%	14,854	14,820	0.2%
Regional/commuter Airlines	49	129	-62.0%	715	1,289	-44.5%
Charter	0	9	-100.0%	7	101	-93.1%
Cargo	139	233	-40.3%	1,708	2,015	-15.2%
	1,662	1,878	-11.5%	17,284	18,225	-5.2%
Aircraft Operations						
Air Carrier	1,765	1,785	-1.1%	16,430	19,751	-16.8%
Air Taxi	2,023	2,310	-12.4%	24,391	21,353	14.2%
General Aviation	9,566	11,840	-19.2%	90,696	126,249	-28.2%
Military	4,378	2,184	100.5%	39,204	21,085	85.9%
	17,732	18,119	-2.1%	170,721	188,438	-9.4%
Freight/Cargo/Mail (lbs)						
Enplaned Freight/Cargo	1,399,589	1,633,565	-14.3%	14,711,102	16,082,093	-8.5%
Enplaned Mail	346	203,913	-99.8%	225,642	1,597,636	-85.9%
Deplaned Freight/Cargo (b)	1,644,782	1,830,458	-10.1%	15,614,851	18,300,813	-14.7%
Deplaned Mail	75,835	91,249	-16.9%	645,018	874,206	-26.2%
	3,120,552	3,759,185	-17.0%	31,196,613	36,854,748	-15.4%
Work Load Units						
Work load units (a)	111,199	112,145	-0.8%	1,086,958	1,196,049	-9.1%

(a) Work load units equal to enplaned passengers and 100 kilograms of cargo/mail plus general aviation operations.

(b) Superior Aviation adjusted for Jan-Mar 2002 reported late.



KEY AIR TRAFFIC ACTIVITY RELATIONSHIPS

Colorado Springs Airport

	Month			Year-to-date		
	Oct-03	Oct-02	Percent change	2003	2002	Percent change
Enplaned passengers						
Major/national	87,016	80,809	7.7%	847,154	875,955	-3.3%
Regional/commuter	462	1,504	-69.3%	7,083	15,337	-53.8%
Charter	0	940	-100.0%	517	11,335	-95.4%
Total	87,478	83,253	5.1%	854,754	902,627	-5.3%
Landed weight (1,000-lb. units)						
Major/national	118,835	127,129	-6.5%	1,172,764	1,317,390	-11.0%
Regional/commuter	813	3,255	-75.0%	14,950	32,707	-54.3%
Charter	0	1,440	-100.0%	831	15,471	-94.6%
Cargo	14,082	17,971	-21.6%	144,729	167,917	-13.8%
Total	133,730	149,795	-10.7%	1,333,274	1,533,485	-13.1%
Aircraft departures (= landings)						
Major/national	1,474	1,507	-2.2%	14,854	14,820	0.2%
Regional/commuter	49	129	-62.0%	715	1,289	-44.5%
Charter	0	9	-100.0%	7	101	-93.1%
Cargo	139	233	-40.3%	1,708	2,015	-15.2%
Total	1,662	1,878	-11.5%	17,284	18,225	-5.2%
Enplanements per departure						
Major/national (a)	59	54		57	59	
Regional/commuter	9	12		10	12	
Charter (b)	0	104		74	112	
Average	57	51		55	56	
Average weight per landing						
Major/national	80,621	84,359		78,953	88,893	
Regional/commuter	16,600	25,233		20,909	25,374	
Charter	0	160,000		118,757	153,178	
Cargo	101,309	77,128		84,736	83,333	
Average	80,463	79,763		77,139	84,142	

- (a) Includes UAX (Air Wisconsin) departures.
- (b) Based on charters with Enplaned Passengers only.

