

ECO VEHICLE TRACKING PAD (EVT)

EVT

PAGE 1 OF 2

1) DESCRIPTION AND PURPOSE

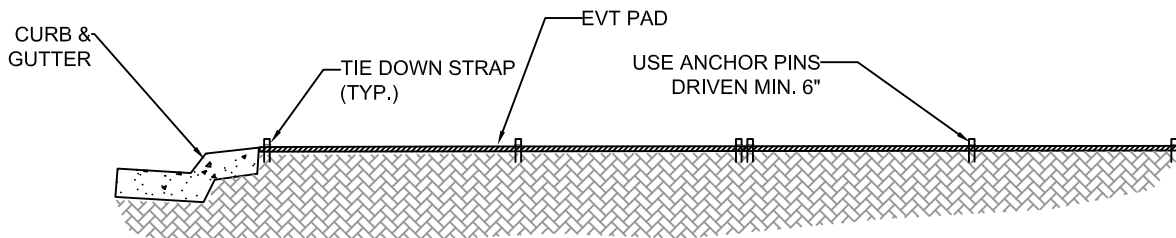
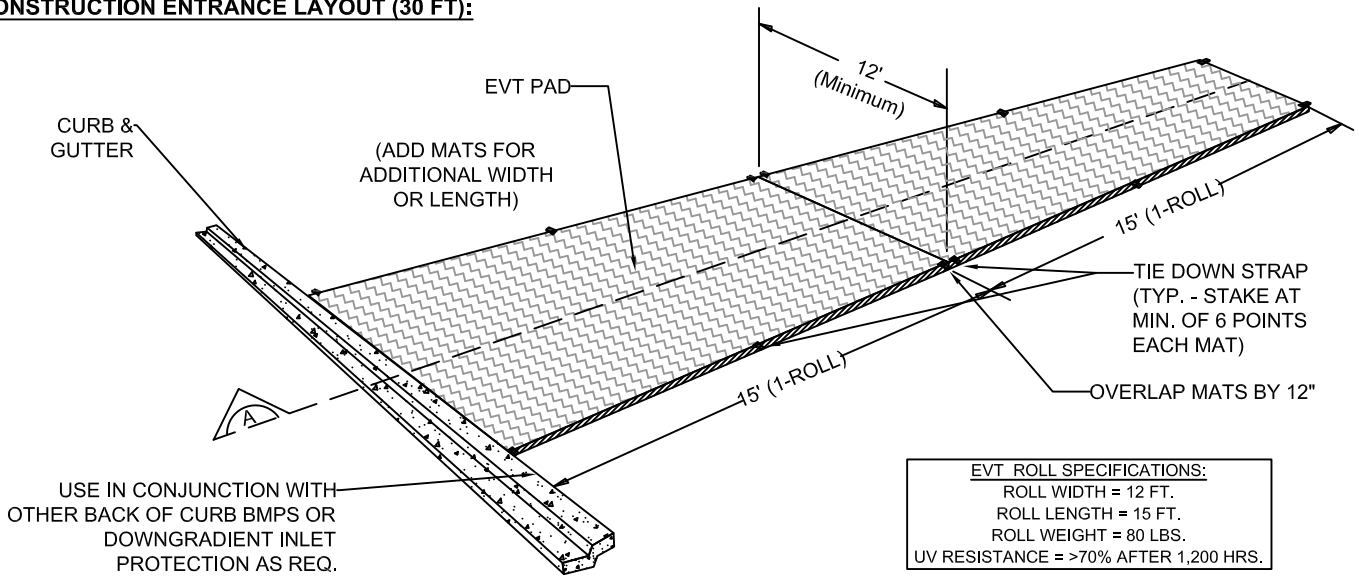
A STABILIZED CONSTRUCTION ACCESS IS DEFINED BY A POINT OF ENTRANCE/EXIT TO A CONSTRUCTION SITE THAT IS STABILIZED TO REDUCE THE TRACKING OF MUD AND DIRT ONTO PUBLIC ROADS BY CONSTRUCTION VEHICLES. EVT PADS CONSIST OF POKETED, DOUBLE-WALL, HIGH-STRENGTH FABRIC WITH HIGH TENSILE REINFORCING RIBS CONFINED WITHIN EACH SLEEVE WHICH ALLOWS FOR EASY DEPLOYMENT AND STRUCTURAL STABILITY. INTERIOR RIBS CONSIST OF THERMALLY FUSED RECYCLED TIRE CHIPS. GROUND PRESSURE FROM VEHICLE TIRES IS REDUCED UP TO 40 TIMES, CAUSING MINIMAL GROUND DISTURBANCE.



2) SUITABLE APPLICATIONS

- WHERE DIRT OR MUD CAN BE TRACKED ONTO PUBLIC ROADS.
- ADJACENT TO WATER BODIES.
- WHERE POOR SOILS ARE ENCOUNTERED.
- WHERE DUST IS A PROBLEM DURING DRY WEATHER CONDITIONS.
- FOR BEST RESULTS THE MAT SHOULD BE COMPACTED SOILS ON A LEVEL SURFACE.

3) CONSTRUCTION ENTRANCE LAYOUT (30 FT):



SECTION A

SEE PAGE 2 FOR IMPLEMENTATION AND INSPECTION & MAINTENANCE INFORMATION.

PAGE 1 OF 2

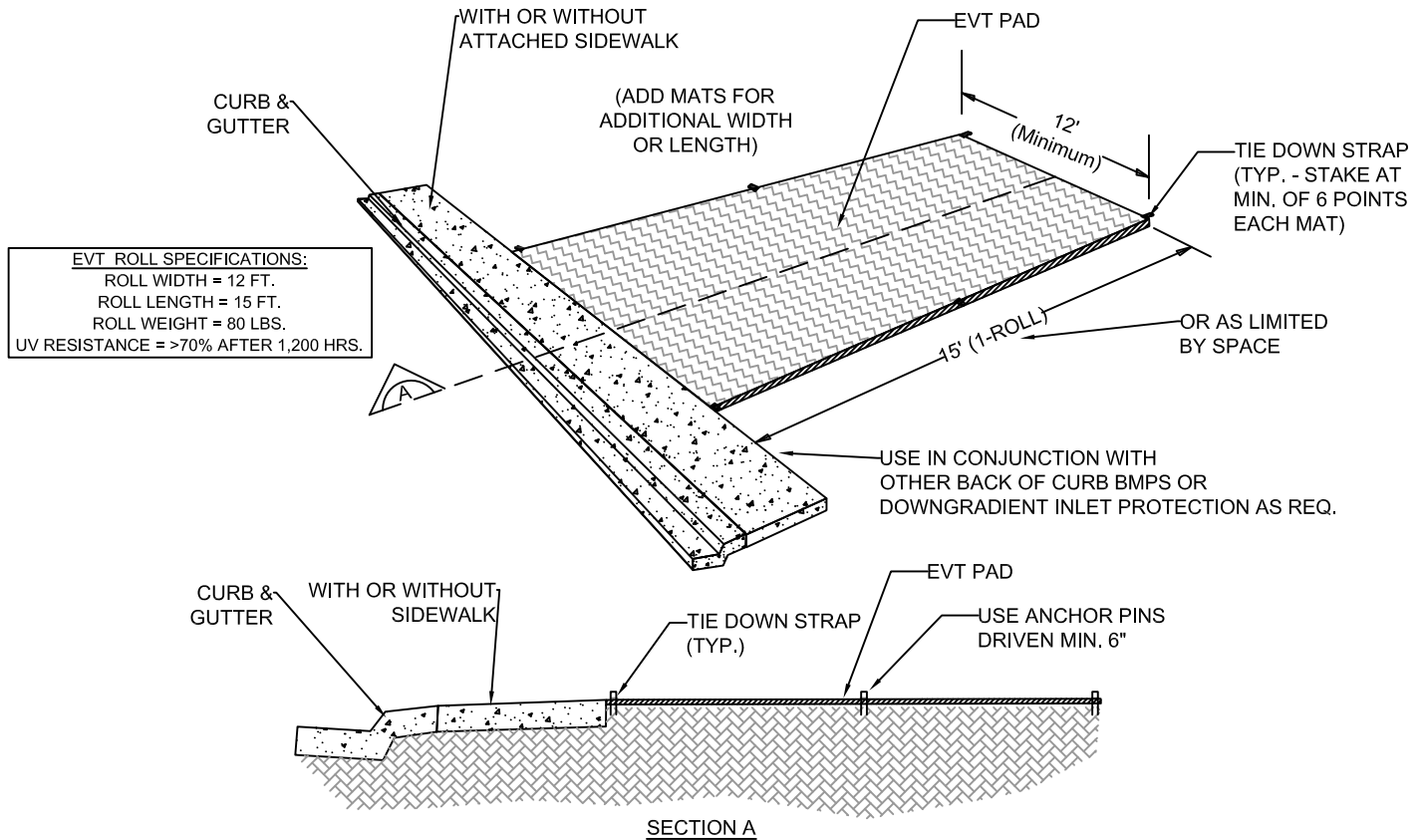
ECO VEHICLE TRACKING PAD (EVT)

EVT

PAGE 2 OF 2

4) RESIDENTIAL LOT ACCESS:

NOTE: MATERIAL DELIVERIES SHOULD INVOLVE PARKING ON EVT THEN DROPPING MATERIAL JUST BEYOND PAD.



5) IMPLEMENTATION

- CONSTRUCT ON LEVEL GROUND WHERE POSSIBLE.
- CONSTRUCT TO DIMENSIONS SHOWN ABOVE.
- LIMIT THE POINTS OF ENTRANCE/EXIT TO THE CONSTRUCTION SITE.
- PROPERLY GRADE EACH CONSTRUCTION ENTRANCE/EXIT TO PREVENT RUNOFF FROM LEAVING THE CONSTRUCTION SITE.
- ROUTE RUNOFF FROM STABILIZED ENTRANCES/EXITS THROUGH A SEDIMENT TRAPPING DEVICE BEFORE DISCHARGE IF NEEDED.
- DESIGN STABILIZED ENTRANCE/EXIT TO SUPPORT HEAVIEST VEHICLES AND EQUIPMENT THAT WILL USE IT.
- REQUIRE THAT ALL EMPLOYEES, SUBCONTRACTORS, AND SUPPLIERS UTILIZE THE STABILIZED CONSTRUCTION ACCESS.

6) INSPECTION AND MAINTENANCE

- INSPECT IN ACCORDANCE WITH LOCAL REGULATIONS AND SITE SWMP.
- REMOVE AND DISPOSE OF SEDIMENT IF CONSTRUCTION ENTRANCE/EXIT IS CLOGGED WITH SEDIMENT.
- KEEP ALL TEMPORARY ROADWAY DITCHES CLEAR.
- CHECK FOR DAMAGE AND REPAIR AS NEEDED.
- REMOVE ALL SEDIMENT DEPOSITED ON PAVED ROADWAYS IMMEDIATELY.
- REMOVE EVT AT COMPLETION OF CONSTRUCTION. STABILIZE IF REQUIRED.

PAGE 2 OF 2