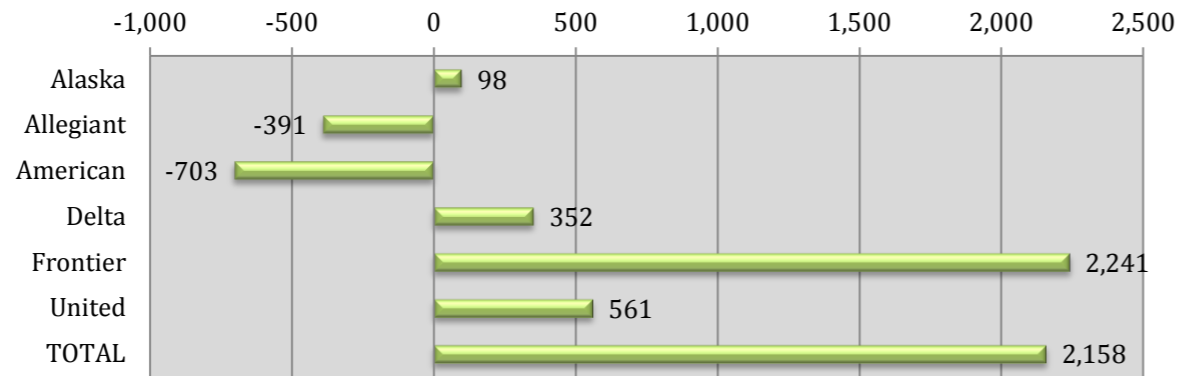




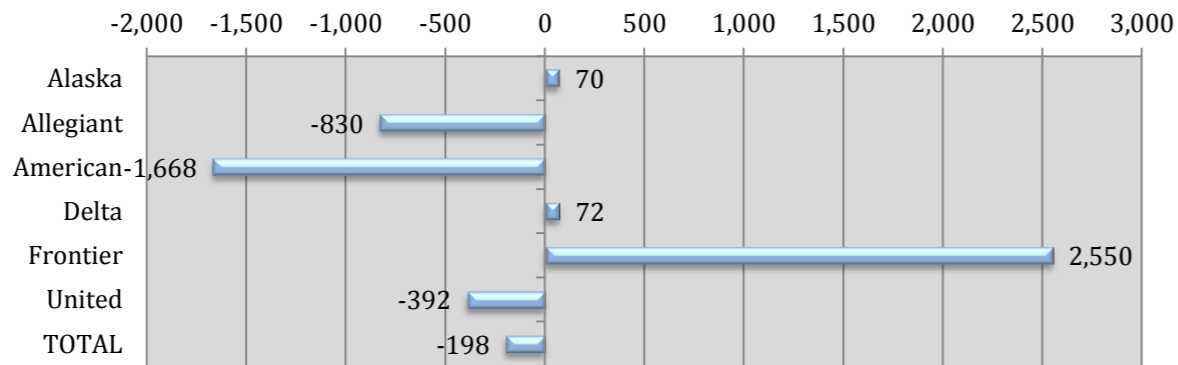
Monthly Reported Enplaned Passengers YOY Δ



	REPORTED MONTH			
	Apr-16	Apr-15	YOY Δ	% Δ

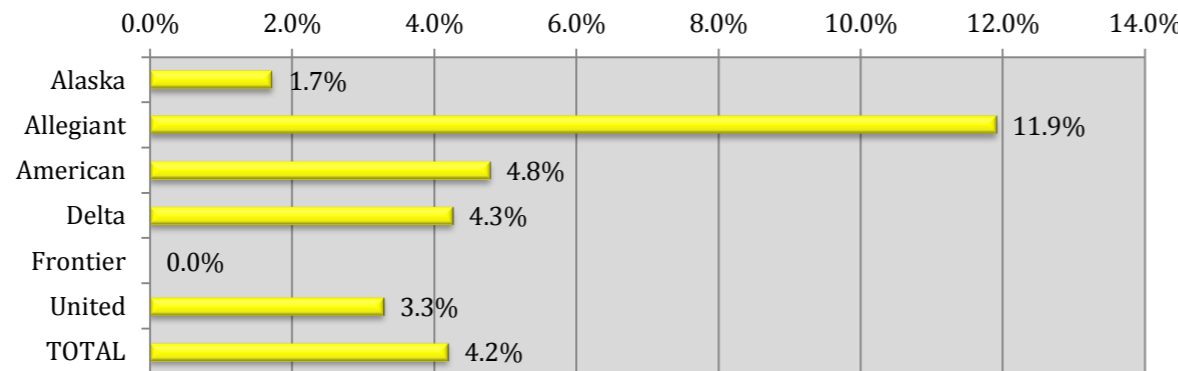
<b>PASSENGERS</b>				
Alaska	1,889	1,791	98	5.5%
Allegiant	2,579	2,970	-391	-13.2%
American	12,750	13,453	-703	-5.2%
Delta	6,327	5,975	352	5.9%
Frontier	2,241	0	2,241	-
United	23,105	22,544	561	2.5%
<b>TOTAL</b>	<b>48,891</b>	<b>46,733</b>	<b>2,158</b>	<b>4.6%</b>

Monthly Reported Seats YOY Δ



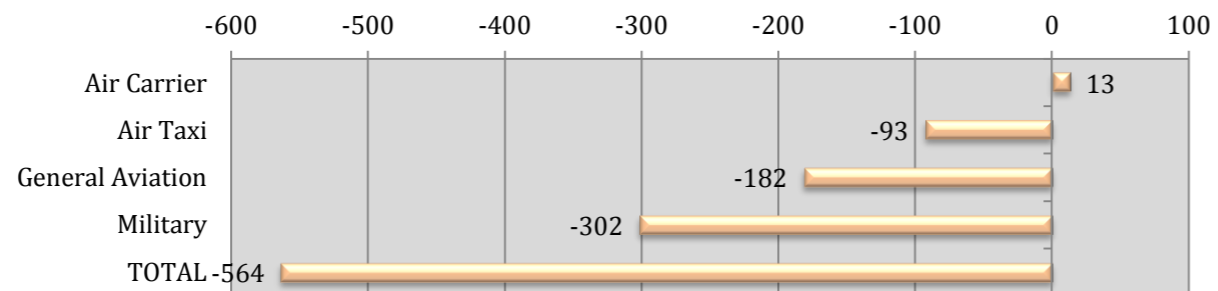
<b>SEATS</b>				
Alaska	2,100	2,030	70	3.4%
Allegiant	2,656	3,486	-830	-23.8%
American	14,432	16,100	-1,668	-10.4%
Delta	6,746	6,674	72	1.1%
Frontier	2,550	0	2,550	-
United	26,880	27,272	-392	-1.4%
<b>TOTAL</b>	<b>55,364</b>	<b>55,562</b>	<b>-198</b>	<b>-0.4%</b>

Monthly Reported Load Factor YOY Δ

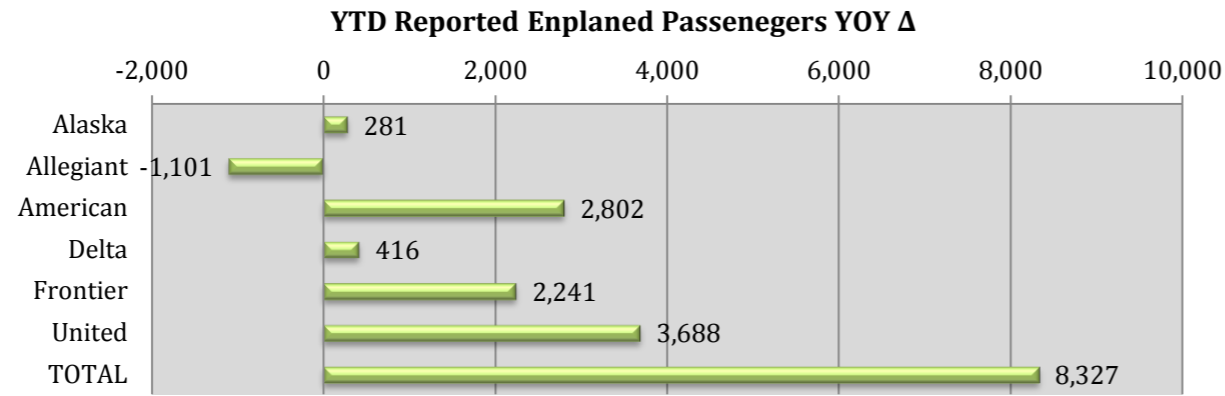


<b>LOAD FACTOR</b>				
Alaska	90.0%	88.2%	-	1.7%
Allegiant	97.1%	85.2%	-	11.9%
American	88.3%	83.6%	-	4.8%
Delta	93.8%	89.5%	-	4.3%
Frontier	87.9%	-	-	-
United	86.0%	82.7%	-	3.3%
<b>TOTAL</b>	<b>88.3%</b>	<b>84.1%</b>	<b>-</b>	<b>4.2%</b>

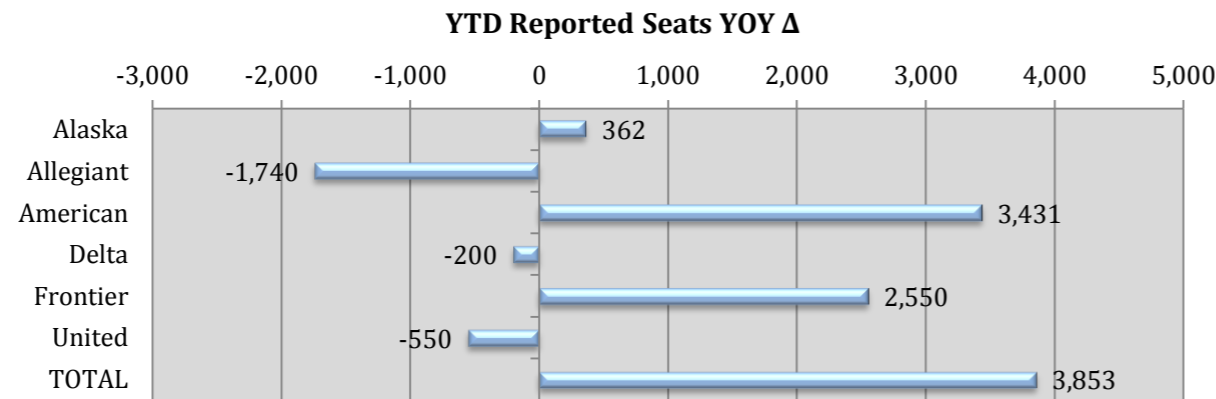
Monthly FAA OPS NET Aircraft Operations YOY Δ



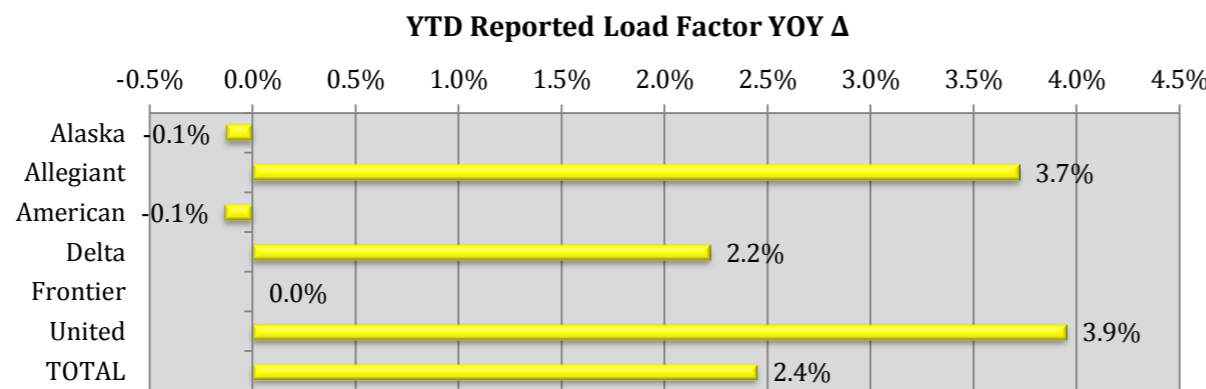
<b>OPERATIONS</b>				
Air Carrier	1,011	998	13	1.3%
Air Taxi	787	880	-93	-10.6%
General Aviation	4,457	4,639	-182	-3.9%
Military	4,453	4,755	-302	-6.4%
<b>TOTAL</b>	<b>10,708</b>	<b>11,272</b>	<b>-564</b>	<b>-5.0%</b>



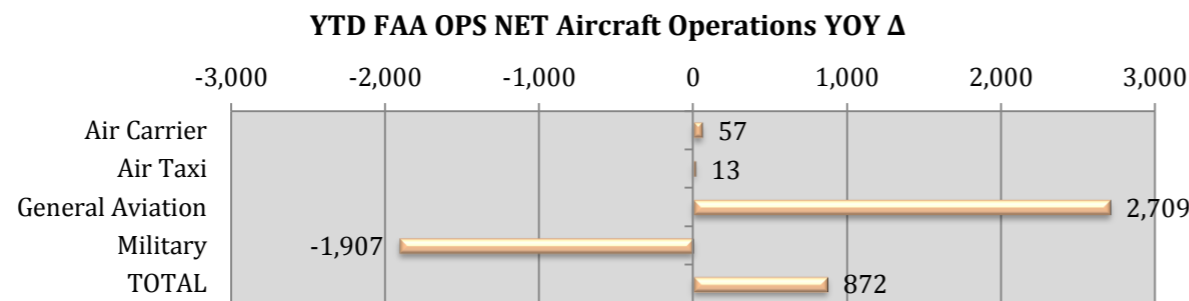
	REPORTED YEAR-TO-DATE			
	YTD 2016	YTD 2015	YOY Δ	% Δ
<b>PASSENGERS</b>				
Alaska	6,793	6,512	281	4.3%
Allegiant	10,195	11,296	-1,101	-9.7%
American	47,085	44,283	2,802	6.3%
Delta	24,625	24,209	416	1.7%
Frontier	2,241	0	2,241	-
United	88,166	84,478	3,688	4.4%
<b>TOTAL</b>	<b>179,105</b>	<b>170,778</b>	<b>8,327</b>	<b>4.9%</b>



<b>SEATS</b>				
Alaska	8,442	8,080	362	4.5%
Allegiant	11,208	12,948	-1,740	-13.4%
American	56,218	52,787	3,431	6.5%
Delta	26,818	27,018	-200	-0.7%
Frontier	2,550	0	2,550	-
United	104,586	105,136	-550	-0.5%
<b>TOTAL</b>	<b>209,822</b>	<b>205,969</b>	<b>3,853</b>	<b>1.9%</b>



<b>LOAD FACTOR</b>				
Alaska	80.5%	80.6%	-	-0.1%
Allegiant	91.0%	87.2%	-	3.7%
American	83.8%	83.9%	-	-0.1%
Delta	91.8%	89.6%	-	2.2%
Frontier	87.9%	-	-	-
United	84.3%	80.4%	-	3.9%
<b>TOTAL</b>	<b>85.4%</b>	<b>82.9%</b>	<b>-</b>	<b>2.4%</b>



<b>OPERATIONS</b>				
Air Carrier	3,836	3,779	57	1.5%
Air Taxi	3,393	3,380	13	0.4%
General Aviation	18,907	16,198	2,709	16.7%
Military	11,604	13,511	-1,907	-14.1%
<b>TOTAL</b>	<b>37,740</b>	<b>36,868</b>	<b>872</b>	<b>2.4%</b>