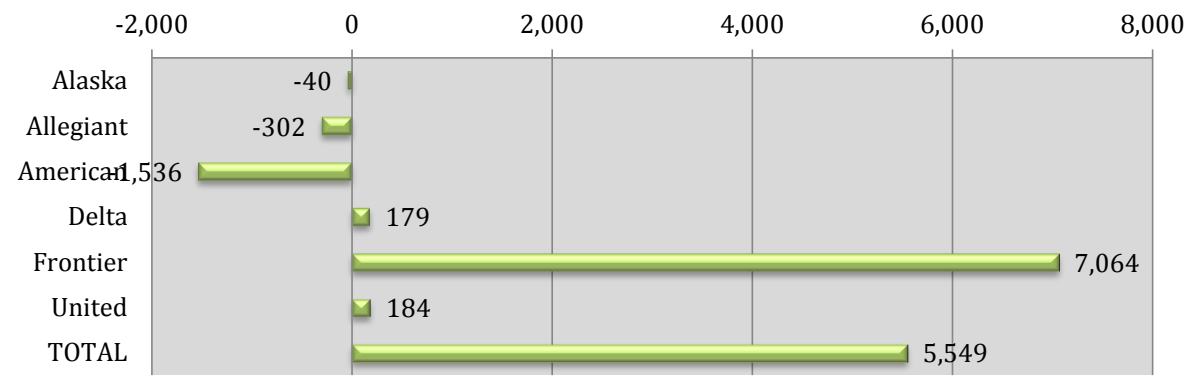


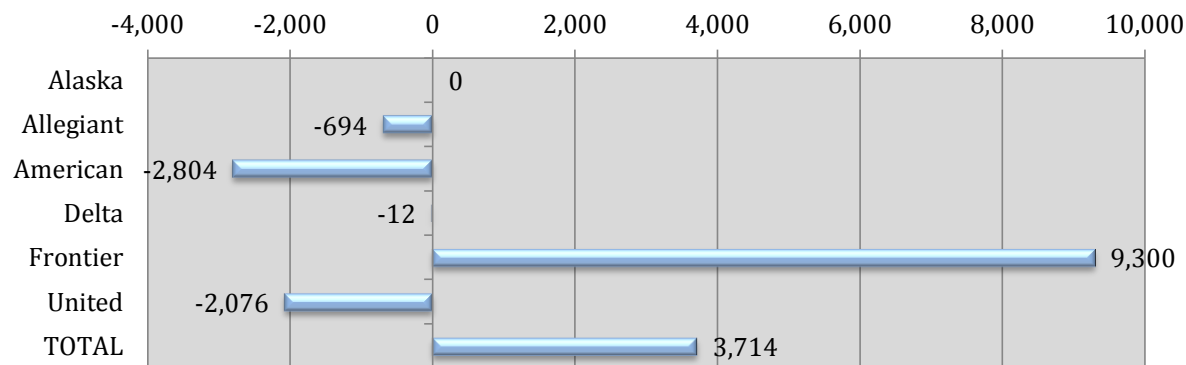
Monthly Reported Enplaned Passengers YOY Δ



	REPORTED MONTH			
	Aug-16	Aug-15	YOY Δ	% Δ

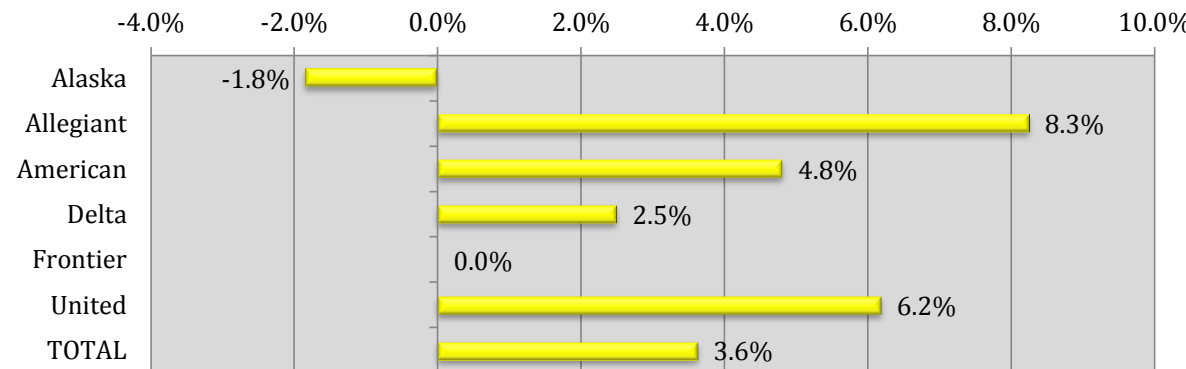
PASSENGERS				
Alaska	1,766	1,806	-40	-2.2%
Allegiant	2,372	2,674	-302	-11.3%
American	15,581	17,117	-1,536	-9.0%
Delta	7,048	6,869	179	2.6%
Frontier	7,064	0	7,064	-
United	25,202	25,018	184	0.7%
TOTAL	59,033	53,484	5,549	10.4%

Monthly Reported Seats YOY Δ



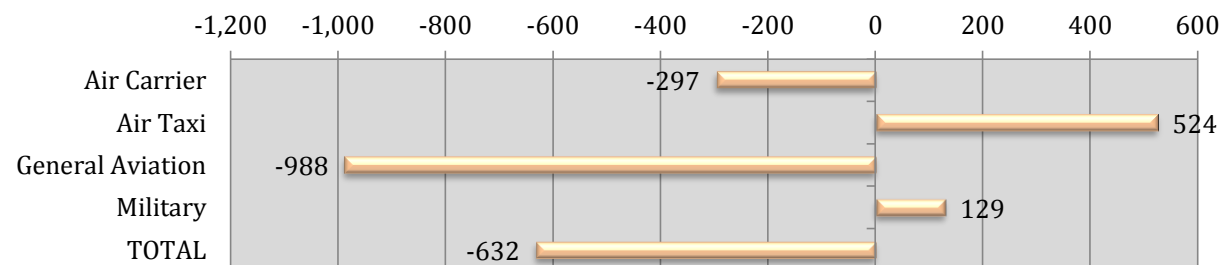
SEATS				
Alaska	2,170	2,170	0	0.0%
Allegiant	2,792	3,486	-694	-19.9%
American	17,418	20,222	-2,804	-13.9%
Delta	7,598	7,610	-12	-0.2%
Frontier	9,300	0	9,300	-
United	29,534	31,610	-2,076	-6.6%
TOTAL	68,812	65,098	3,714	5.7%

Monthly Reported Load Factor YOY Δ

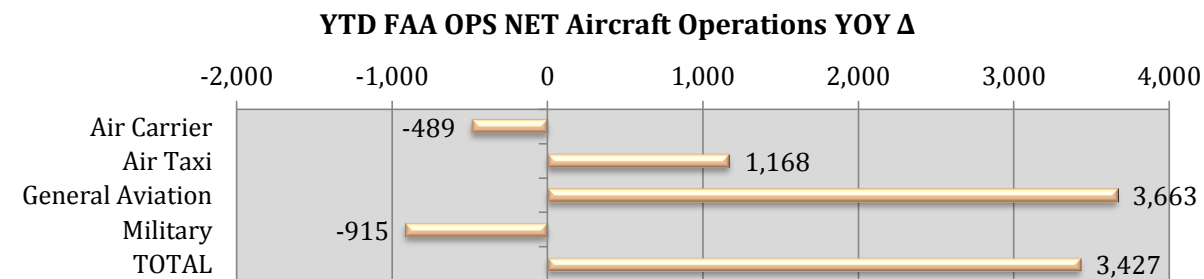
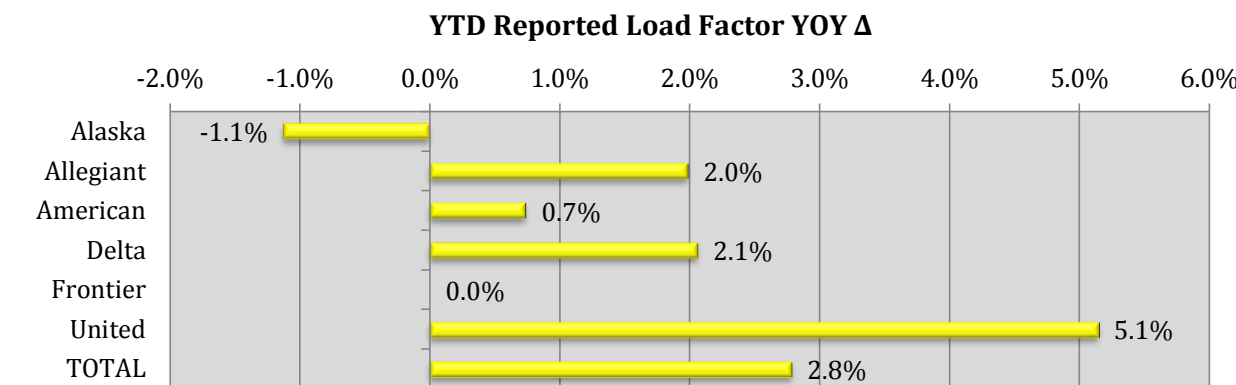
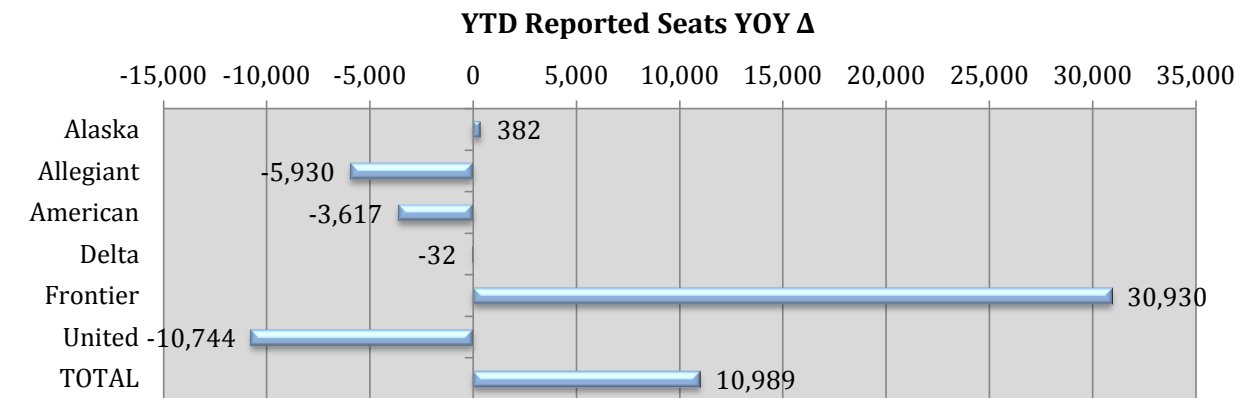
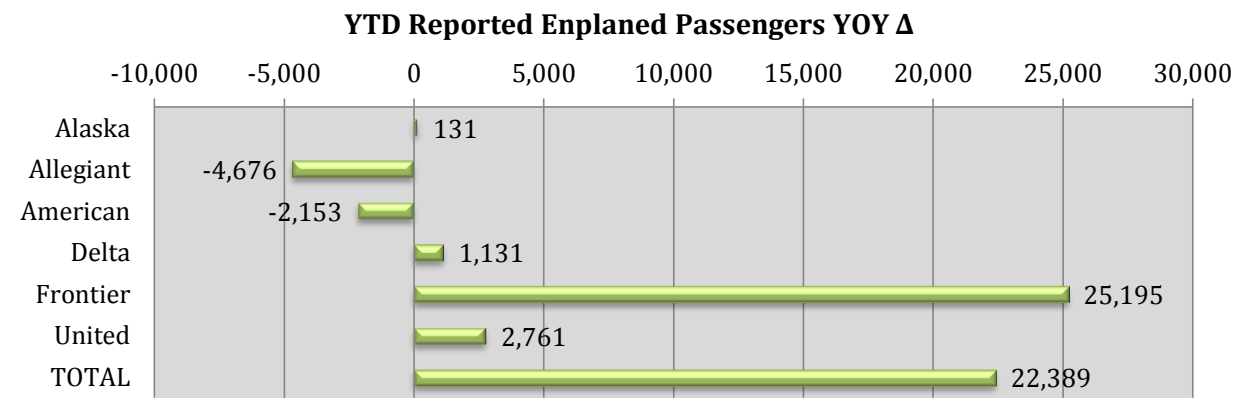


LOAD FACTOR				
Alaska	81.4%	83.2%	-	-1.8%
Allegiant	85.0%	76.7%	-	8.3%
American	89.5%	84.6%	-	4.8%
Delta	92.8%	90.3%	-	2.5%
Frontier	76.0%	-	-	-
United	85.3%	79.1%	-	6.2%
TOTAL	85.8%	82.2%	-	3.6%

Monthly FAA OPS NET Aircraft Operations YOY Δ



OPERATIONS				
Air Carrier	1,012	1,309	-297	-22.7%
Air Taxi	1,326	802	524	65.3%
General Aviation	5,234	6,222	-988	-15.9%
Military	4,431	4,302	129	3.0%
TOTAL	12,003	12,635	-632	-5.0%



	REPORTED YEAR-TO-DATE			
	YTD 2016	YTD 2015	YOY Δ	% Δ
PASSENGERS				
Alaska	14,226	14,095	131	0.9%
Allegiant	20,158	24,834	-4,676	-18.8%
American	108,702	110,855	-2,153	-1.9%
Delta	51,898	50,767	1,131	2.2%
Frontier	25,195	0	25,195	-
United	189,487	186,726	2,761	1.5%
TOTAL	409,666	387,277	22,389	5.8%

SEATS				
Alaska	17,052	16,670	382	2.3%
Allegiant	22,788	28,718	-5,930	-20.6%
American	126,354	129,971	-3,617	-2.8%
Delta	56,338	56,370	-32	-0.1%
Frontier	30,930	0	30,930	-
United	221,618	232,362	-10,744	-4.6%
TOTAL	475,080	464,091	10,989	2.4%

LOAD FACTOR				
Alaska	83.4%	84.6%	-	-1.1%
Allegiant	88.5%	86.5%	-	2.0%
American	86.0%	85.3%	-	0.7%
Delta	92.1%	90.1%	-	2.1%
Frontier	81.5%	-	-	-
United	85.5%	80.4%	-	5.1%
TOTAL	86.2%	83.4%	-	2.8%

OPERATIONS				
Air Carrier	8,620	9,109	-489	-5.4%
Air Taxi	7,927	6,759	1,168	17.3%
General Aviation	42,368	38,705	3,663	9.5%
Military	30,410	31,325	-915	-2.9%
TOTAL	89,325	85,898	3,427	4.0%