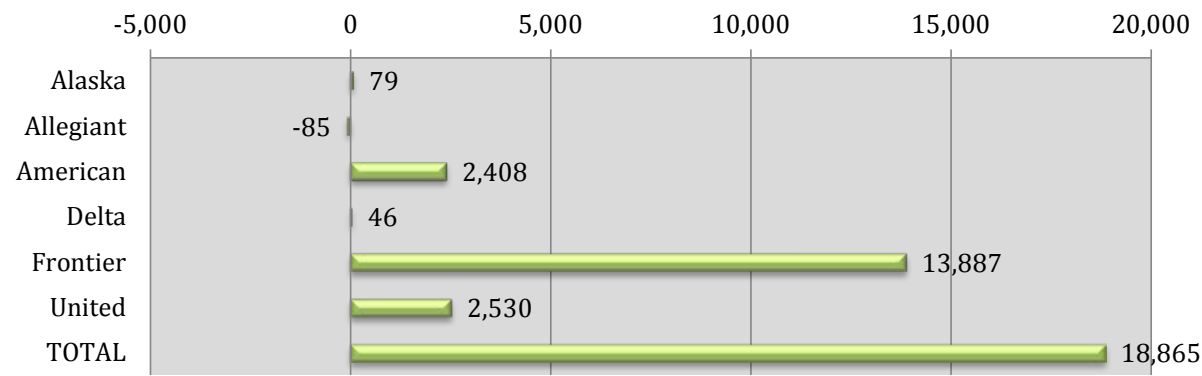


Monthly Reported Enplaned Passengers YOY Δ

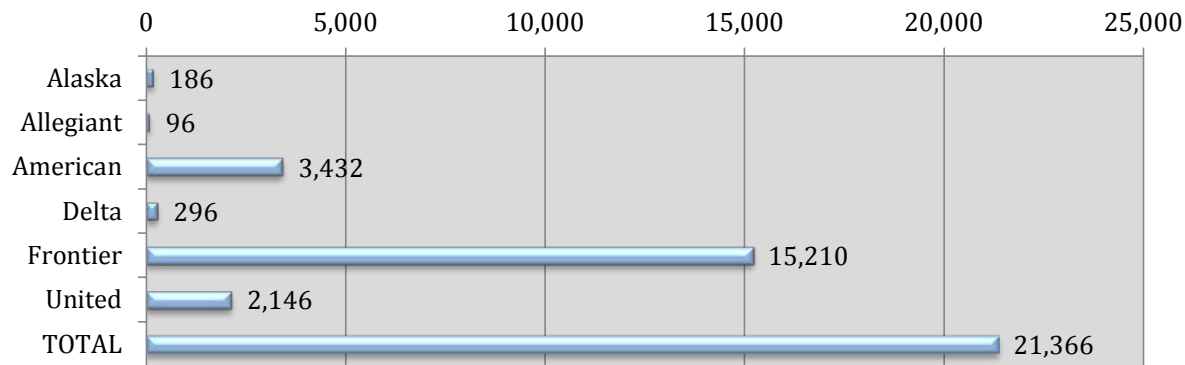


	REPORTED MONTH			
	Mar-17	Mar-16	YOY Δ	% Δ

PASSENGERS

Alaska	1,897	1,818	79	4.3%
Allegiant	2,596	2,681	-85	-3.2%
American	13,842	11,434	2,408	21.1%
Delta	6,474	6,428	46	0.7%
Frontier	13,887	0	13,887	-
United	24,382	21,852	2,530	11.6%
TOTAL	63,078	44,213	18,865	42.7%

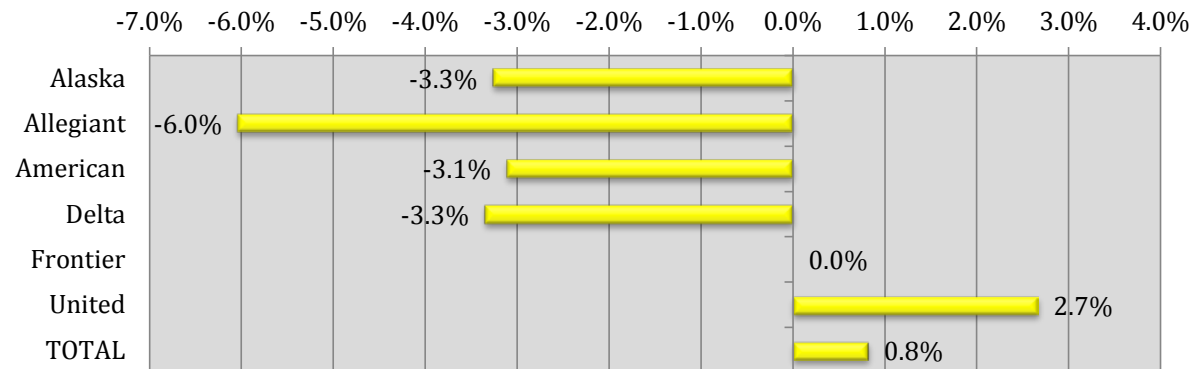
Monthly Reported Seats YOY Δ



SEATS

Alaska	2,356	2,170	186	8.6%
Allegiant	2,918	2,822	96	3.4%
American	16,820	13,388	3,432	25.6%
Delta	7,044	6,748	296	4.4%
Frontier	15,210	0	15,210	-
United	28,738	26,592	2,146	8.1%
TOTAL	73,086	51,720	21,366	41.3%

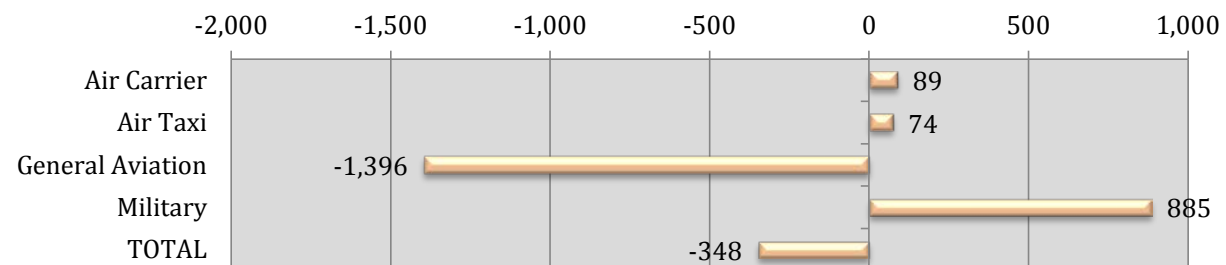
Monthly Reported Load Factor YOY Δ



LOAD FACTOR

Alaska	80.5%	83.8%	-	-3.3%
Allegiant	89.0%	95.0%	-	-6.0%
American	82.3%	85.4%	-	-3.1%
Delta	91.9%	95.3%	-	-3.3%
Frontier	91.3%	-	-	-
United	84.8%	82.2%	-	2.7%
TOTAL	86.3%	85.5%	-	0.8%

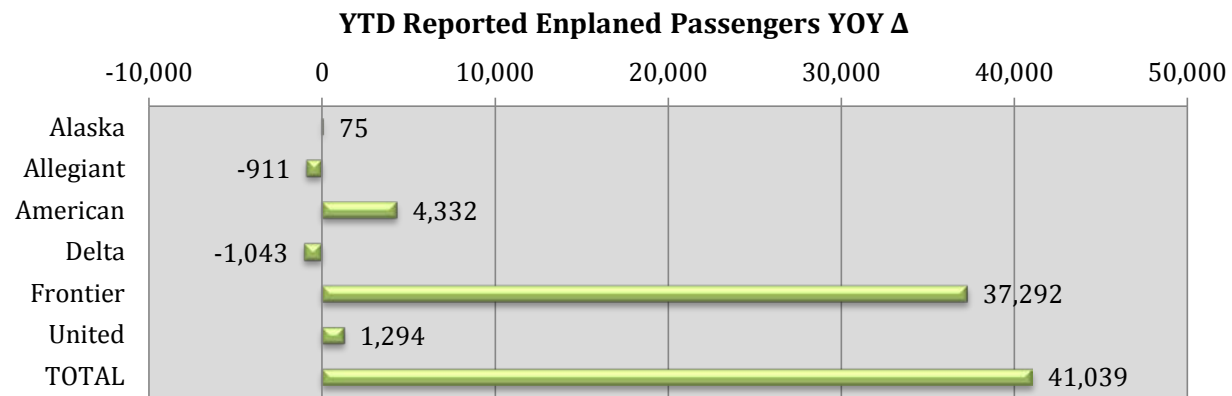
Monthly FAA OPS NET Aircraft Operations YOY Δ



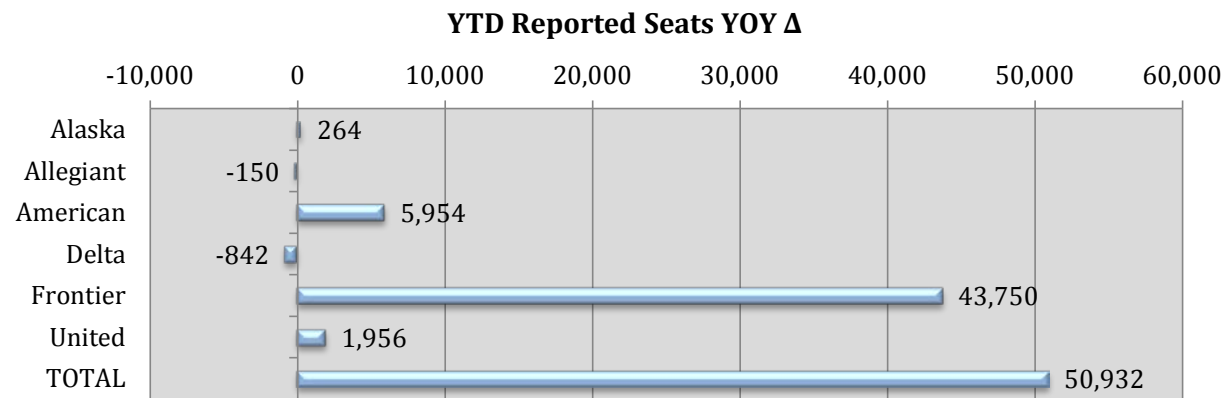
	PRIOR MONTH OPERATIONS			
	Feb-17	Feb-16	YOY Δ	% Δ

OPERATIONS

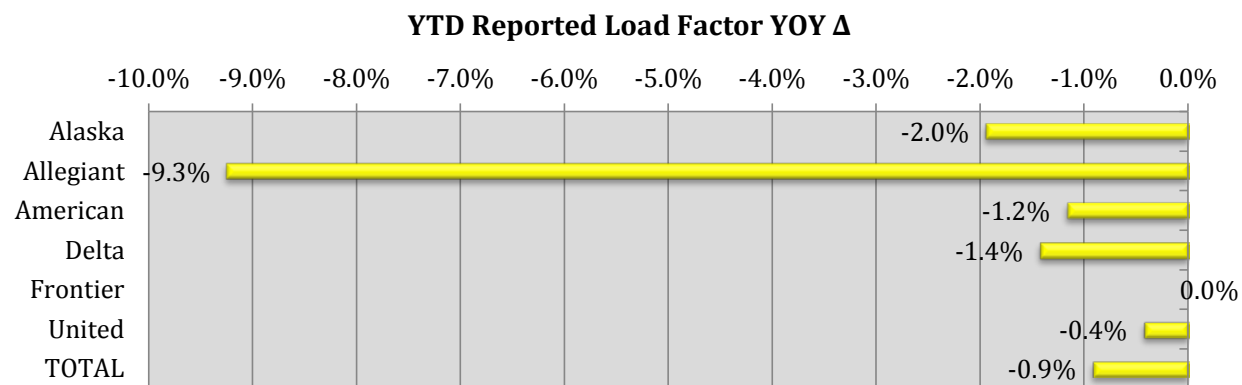
Air Carrier	993	904	89	9.8%
Air Taxi	871	797	74	9.3%
General Aviation	3,494	4,890	-1,396	-28.5%
Military	3,206	2,321	885	38.1%
TOTAL	8,564	8,912	-348	-3.9%



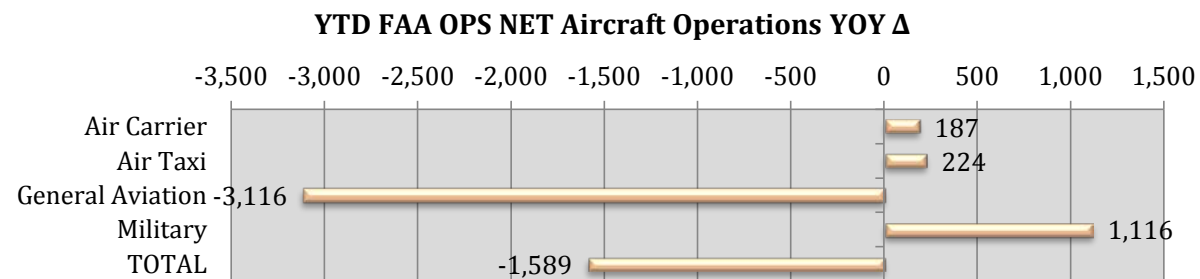
	REPORTED YEAR-TO-DATE			
	YTD 2017	YTD 2016	YOY Δ	% Δ
PASSENGERS				
Alaska	4,979	4,904	75	1.5%
Allegiant	6,705	7,616	-911	-12.0%
American	38,667	34,335	4,332	12.6%
Delta	17,255	18,298	-1,043	-5.7%
Frontier	37,292	0	37,292	-
United	66,355	65,061	1,294	2.0%
TOTAL	171,253	130,214	41,039	31.5%



SEATS				
Alaska	6,606	6,342	264	4.2%
Allegiant	8,402	8,552	-150	-1.8%
American	47,740	41,786	5,954	14.2%
Delta	19,230	20,072	-842	-4.2%
Frontier	43,750	0	43,750	-
United	79,662	77,706	1,956	2.5%
TOTAL	205,390	154,458	50,932	33.0%



LOAD FACTOR				
Alaska	75.4%	77.3%	-	-2.0%
Allegiant	79.8%	89.1%	-	-9.3%
American	81.0%	82.2%	-	-1.2%
Delta	89.7%	91.2%	-	-1.4%
Frontier	85.2%	-	-	-
United	83.3%	83.7%	-	-0.4%
TOTAL	83.4%	84.3%	-	-0.9%



	PRIOR PERIOD OPERATIONS			
	YTD 2017	YTD 2016	YOY Δ	% Δ
OPERATIONS				
Air Carrier	2,084	1,897	187	9.9%
Air Taxi	1,835	1,611	224	13.9%
General Aviation	6,828	9,944	-3,116	-31.3%
Military	5,886	4,770	1,116	23.4%
TOTAL	16,633	18,222	-1,589	-8.7%