

## Survey Responses:

- This survey was conducted both online from 1/28/20-2/17/20 and in-person at the community meeting on 1/28/20.
- 550 respondents finished the survey and responded to 90% or more of the questions online. 72 participants at the community meeting took the same survey. This survey report only analyzes those **622 responses**.

## Key Takeaways:

- **DEMOGRAPHICS**
  - Most respondents were from the **Northeast and Downtown**, making up more than 50% of respondents.
  - Over 50% of the respondents have visited either Acacia, Alamo or Antlers in the last year. **Acacia Park** was reported as the most visited of the three historic parks in the last year.
  - **Respondents' ages ranged**, with the greatest representation from ages 30-39, 60 or older and 50-59. The median age for Colorado Springs is 34.9<sup>1</sup> and the team included Palmer High School student volunteers to help promote the survey to youth (25 youth total took the survey).
  - Thirty-eight percent of respondents reported that they **work nearby** the parks and 10% own or manage a business or property near the parks.
- **DOWNTOWN PARKS-COLLECTIVE RESULTS**
  - When asked which **design principles** are important for each park, the public had general support for all four although nature and welcome were typically ranked the highest.
  - Of all the alternatives, the most preferred were:
    - **Alamo** Square Concept 2: *Civic Plaza + City Porch*
    - **Antlers** Concept 2: *Outside Everyday*
    - **Acacia** Concept 1: *In Three Movements*
- **ACACIA PARK RESULTS SUMMARY**
  - **Acacia Park Concept 1: *In Three Movements*** had general support for all of the elements with the top four being: 1) renovated bandshell; 2) interactive all-age play sculpture; 3) viewing deck; and 4) permanent ice rink.
  - **Acacia Park Concept 2: *Centered Gatherings*** top four elements included: 1) interactive light/water plaza; 2) sculpture grove; 3) outdoor games and 4) a tie between the great lawn and children's playground.
  - **Collectively for both Acacia concepts** these are the top ranked elements: renovated bandshell (52%), interactive light/water plaza (48%),

---

<sup>1</sup> <https://coloradospringschamberedc.com/doing-business/demographics/>

Colorado Springs Downtown Historic Parks Master Plan  
Engagement Window 3: Park Alternatives Survey  
Detailed Survey Results Report  
February 24, 2020

interactive all-age play sculpture (46%), viewing deck (44%), and ice rink (41%).

- For **Acacia Park**, a naturalistic or modernist character style were supported about twice as much as the other options (1900s Traditional and whimsy/contemporary).

- **ALAMO SQUARE RESULTS SUMMARY**

- **Alamo Square** Concept 1: *Restore the Core* had the most support for reviving planting beds and trees.
- **Alamo Square** Concept 2: *Civic Plaza + City Porch* had the most support for expanding the park to create a City Porch with Vermijo Ave.
- **Collectively for both Antlers concepts** these are the top ranked elements: revive trees (75%), revive planting beds (72%), extend park to Vermijo Ave (64%), add trees (56%), and restore historic gazebo (55%).

- **ANTLERS PARK SUMMARY**

- **Antlers** Concept 1: *Woodland Garden* had the most support for the tree canopy walk and the healing garden walk. **Antlers** Concept 2: *Outdoor Everyday* had the most support for renovated restrooms and streetscape improvements for pedestrians. Thirty percent supported the dog park, which was highlighted in the Experience Downtown master plan as a potential program for Antlers Park.
- **Collectively for both Antlers concepts** these are the top ranked elements: tree canopy walk (59%), healing garden walk (55%), renovated restrooms (54%), event garden and stage (44%), streetscape improvements for pedestrians (44%).

## How to Use this Report:

- This report is in the order that the survey was provided at the in-person community meeting, which nearly perfectly corresponds to the online survey.

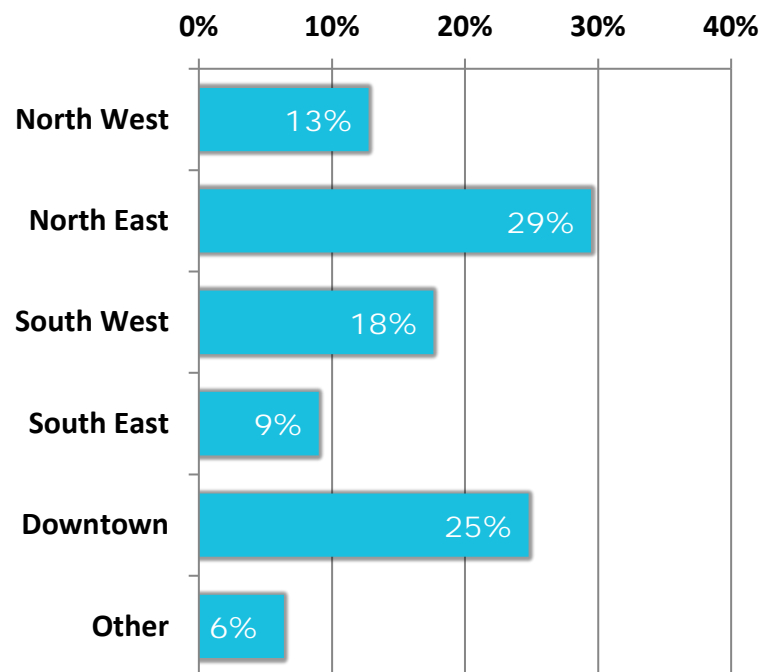
## COLORADO SPRINGS HISTORIC PARKS MASTER PLAN ALTERNATIVES COMMUNITY POLL

**Combined Results** of 1/28/20 Community Meeting Public Meeting and Web Based Polling  
 Polling Session (72 Participants) and **Web Based Polling Monkey** (550 Participants)

### 1. In which part of Colorado Springs do you live?

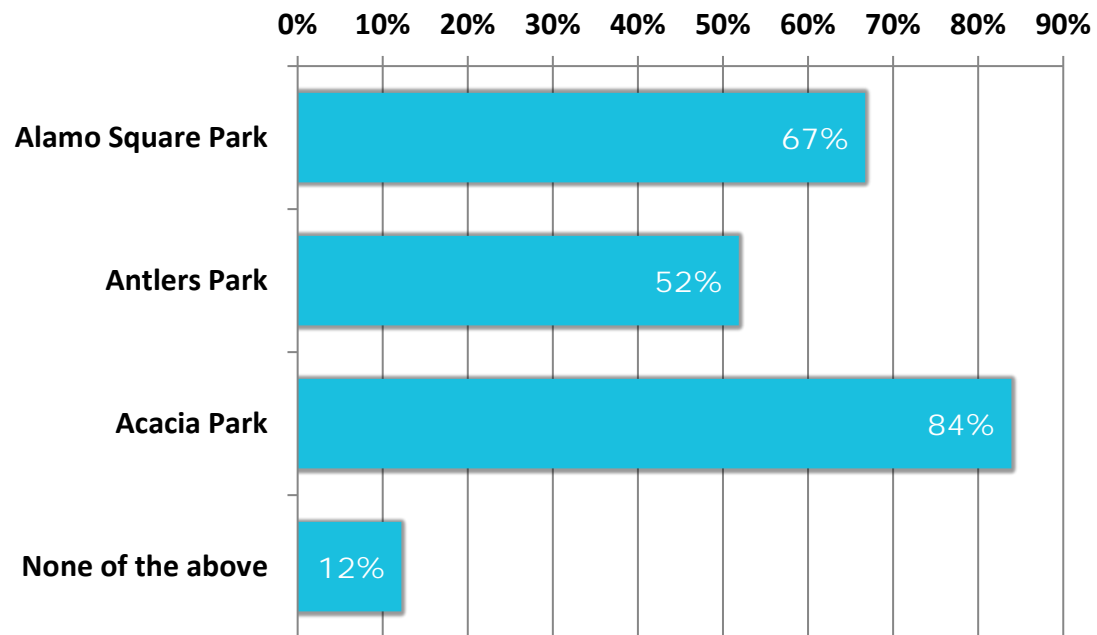
	Public Meeting Polling		Web Based Polling		Combined Results	
	Count	Percent	Count	Percent	Total Count	Total Percent
North West	7	11%	61	13%	68	13%
North East	12	19%	145	31%	157	29%
South West	15	24%	79	17%	94	18%
South East	3	5%	45	9%	48	9%
Downtown	20	32%	112	24%	132	25%
Other	6	6%	28	6%	34	6%

100%



2. Which of these historic downtown parks have you visited in the past year? (select all that apply)

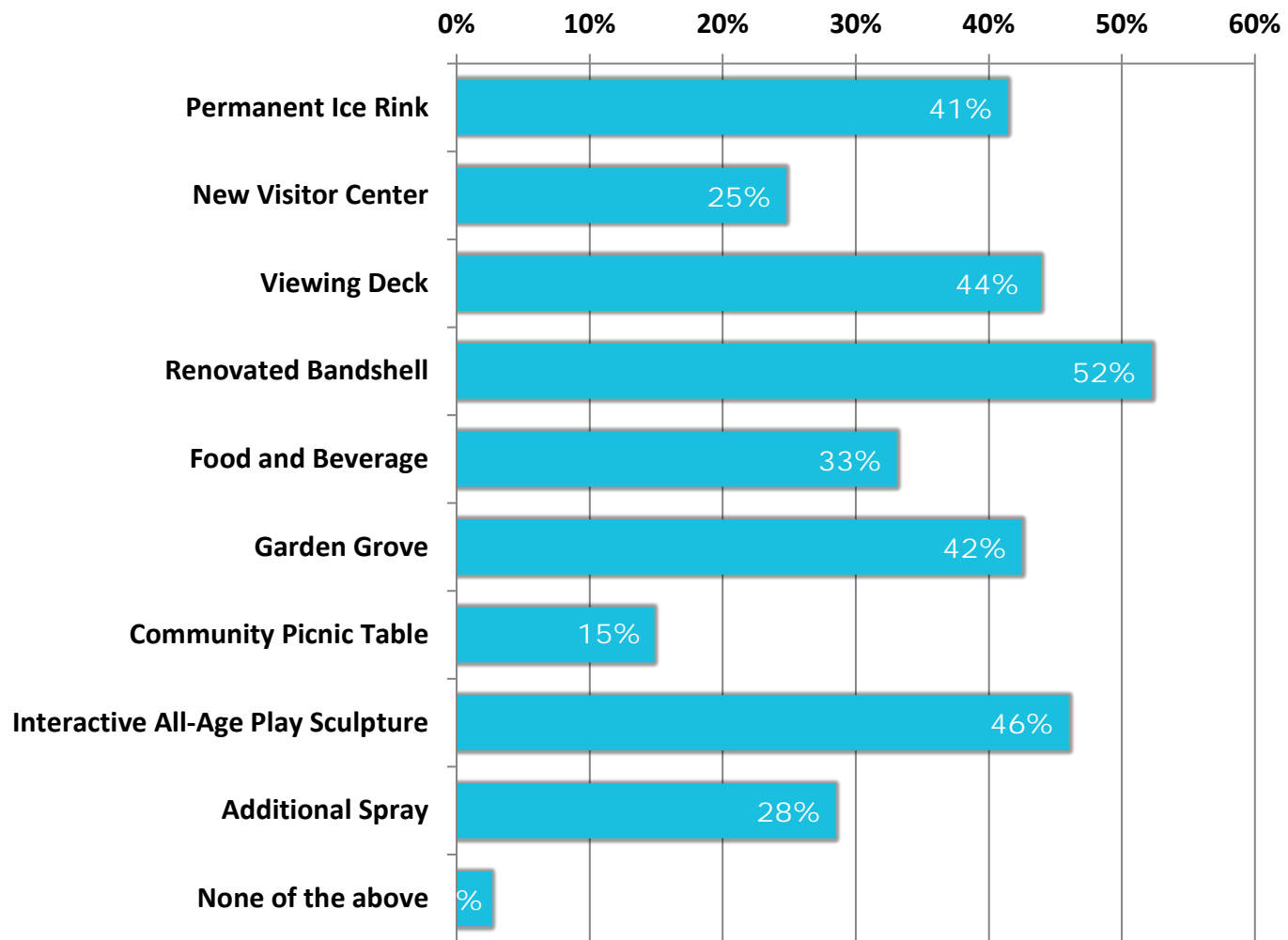
	Respondents 565					
	Public Meeting Polling (% of choices)		Web Based Polling (% of choices)		Combined Results (% of respondents)	
	Count	Percent	Count	Percent	Total Count	Total Percent
Alamo Square Park	49	31%	328	31%	377	67%
Antlers Park	50	31%	243	23%	293	52%
Acacia Park	57	36%	417	40%	474	84%
None of the above	2	1%	67	6%	69	12%



3. Which elements do you support most in Acacia Park Concept 1: In Three Movements? (select up to four)

Respondents 565

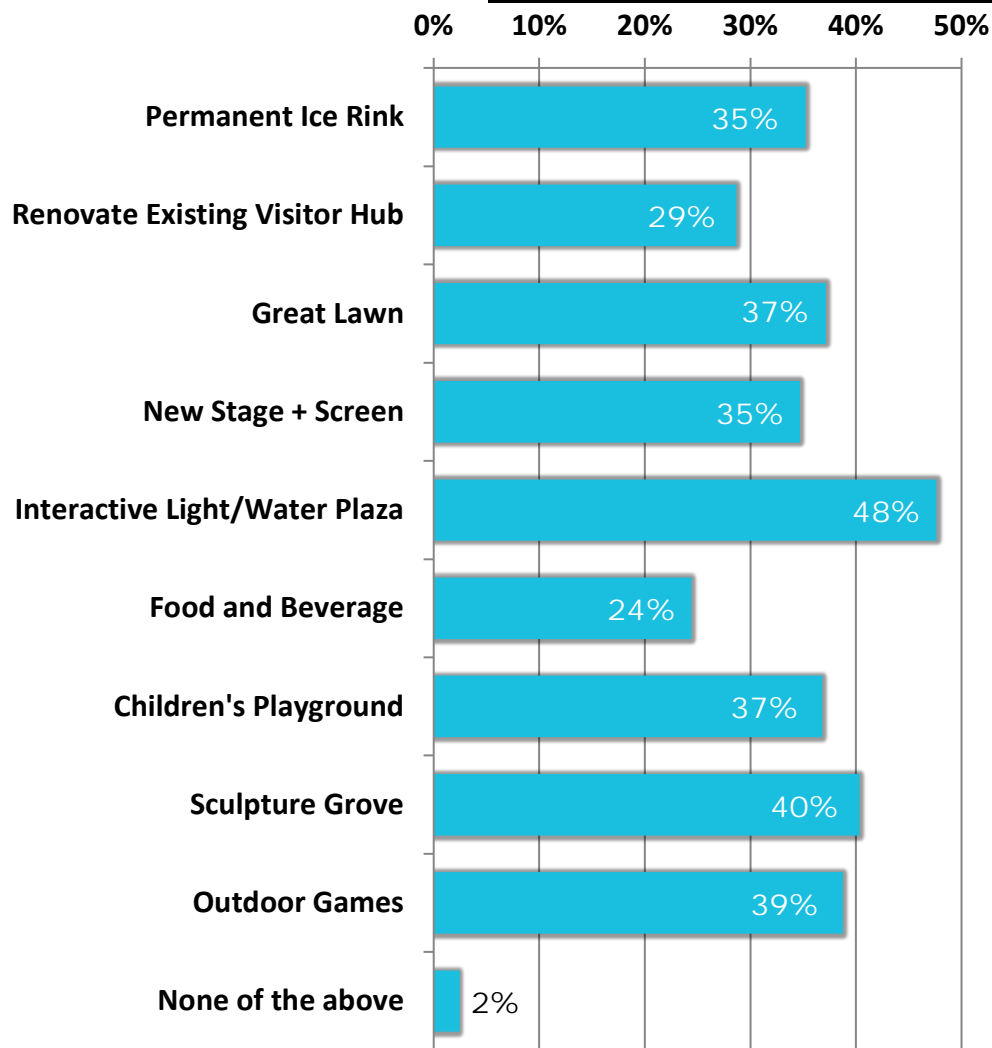
	Public Meeting Polling (% of choices)		Web Based Polling (% of choices)		Combined Results (% of respondents)	
	Count	Percent	Count	Percent	Total Count	Total Percent
Permanent Ice Rink	37	15%	197	12%	234	41%
New Visitor Center	24	10%	116	7%	140	25%
Viewing Deck	15	6%	233	14%	248	44%
Renovated Bandshell	38	16%	257	16%	295	52%
Food and Beverage	28	12%	159	9%	187	33%
Garden Grove	30	12%	210	13%	240	42%
Community Picnic Table	14	6%	70	4%	84	15%
Interactive All-Age Play Sculpture	34	14%	226	14%	260	46%
Additional Spray	15	6%	146	9%	161	28%
None of the above	2	1%	13	1%	15	3%



3. Which elements do you support most in Acacia Park Concept 2: Centered Gatherings? (select up to four)

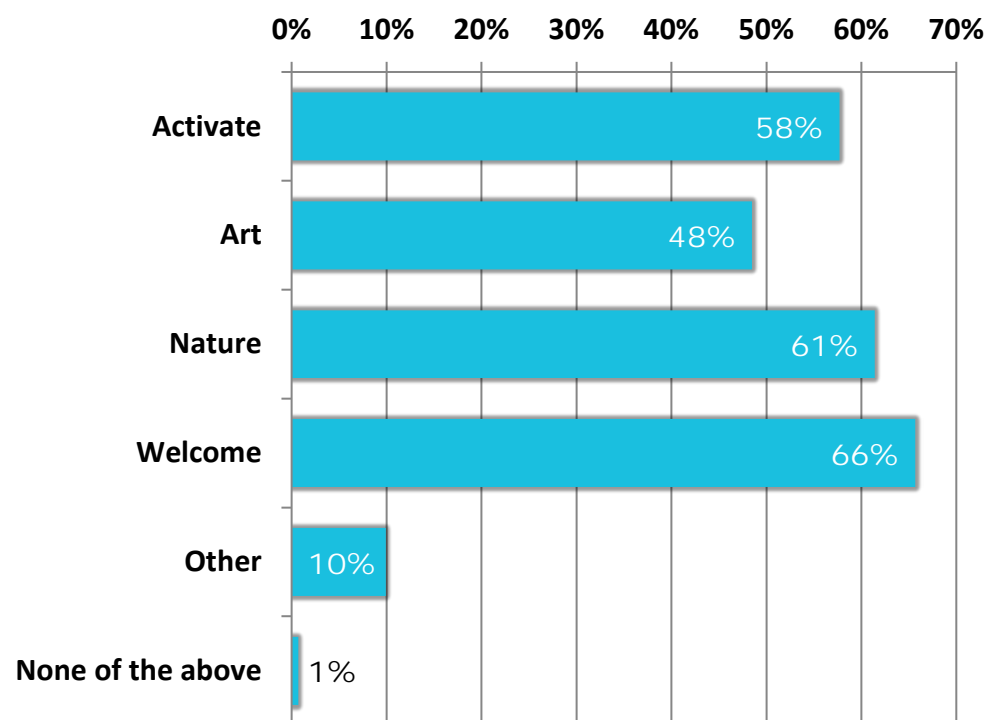
Respondents 565

	Public Meeting Polling (% of choices)		Web Based Polling (% of choices)		Combined Results (% of respondents)	
	Count	Percent	Count	Percent	Total Count	Total Percent
Permanent Ice Rink	32	13%	167	10%	199	35%
Renovate Existing Visitor Hub	22	9%	140	8%	162	29%
Great Lawn	33	13%	177	11%	210	37%
New Stage + Screen	29	12%	167	10%	196	35%
Interactive Light/Water Plaza	31	13%	238	15%	269	48%
Food and Beverage	25	10%	113	7%	138	24%
Children's Playground	24	10%	184	11%	208	37%
Sculpture Grove	26	11%	202	12%	228	40%
Outdoor Games	14	6%	205	13%	219	39%
None of the above	3	1%	11	1%	14	2%



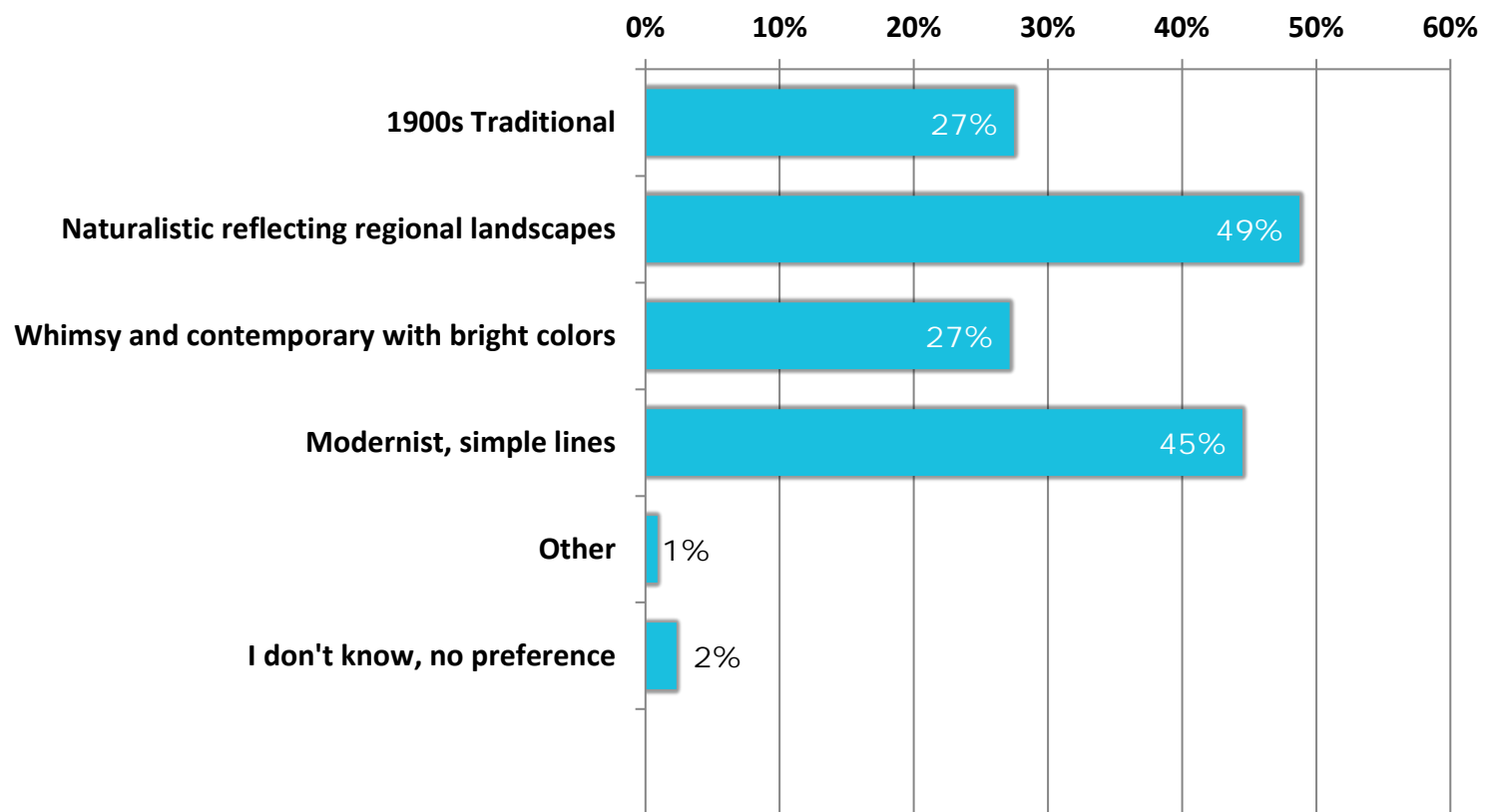
4. Which of the design principles do you feel are important for Acacia Park? (select all that apply)

<b>Respondents 565</b>						
	<b>Public Meeting Polling (% of choices)</b>		<b>Web Based Polling (% of choices)</b>		<b>Combined Results (% of respondents)</b>	
	<b>Count</b>	<b>Percent</b>	<b>Count</b>	<b>Percent</b>	<b>Total Count</b>	<b>Total Percent</b>
Activate	60	28%	266	23%	326	58%
Art	42	20%	232	20%	274	48%
Nature	55	26%	292	25%	347	61%
Welcome	52	25%	319	27%	371	66%
Other	3	1%	53	5%	56	10%
None of the above	0	0%	4	0%	4	1%



5. Which character style would you emphasize or make more consistent for Acacia Park? (select up to two)

	Respondents 564					
	Public Meeting Polling (% of choices)		Web Based Polling (% of choices)		Combined Results (% of respondents)	
	Count	Percent	Count	Percent	Total Count	Total Percent
1900s Traditional	13	11%	142	19%	155	27%
Naturalistic reflecting regional landscapes	37	31%	238	32%	275	49%
Whimsy and contemporary with bright colors	34	29%	119	16%	153	27%
Modernist, simple lines	35	29%	216	29%	251	45%
Other	0	0%	5	1%	5	1%
I don't know, no preference	0	0%	13	2%	13	2%

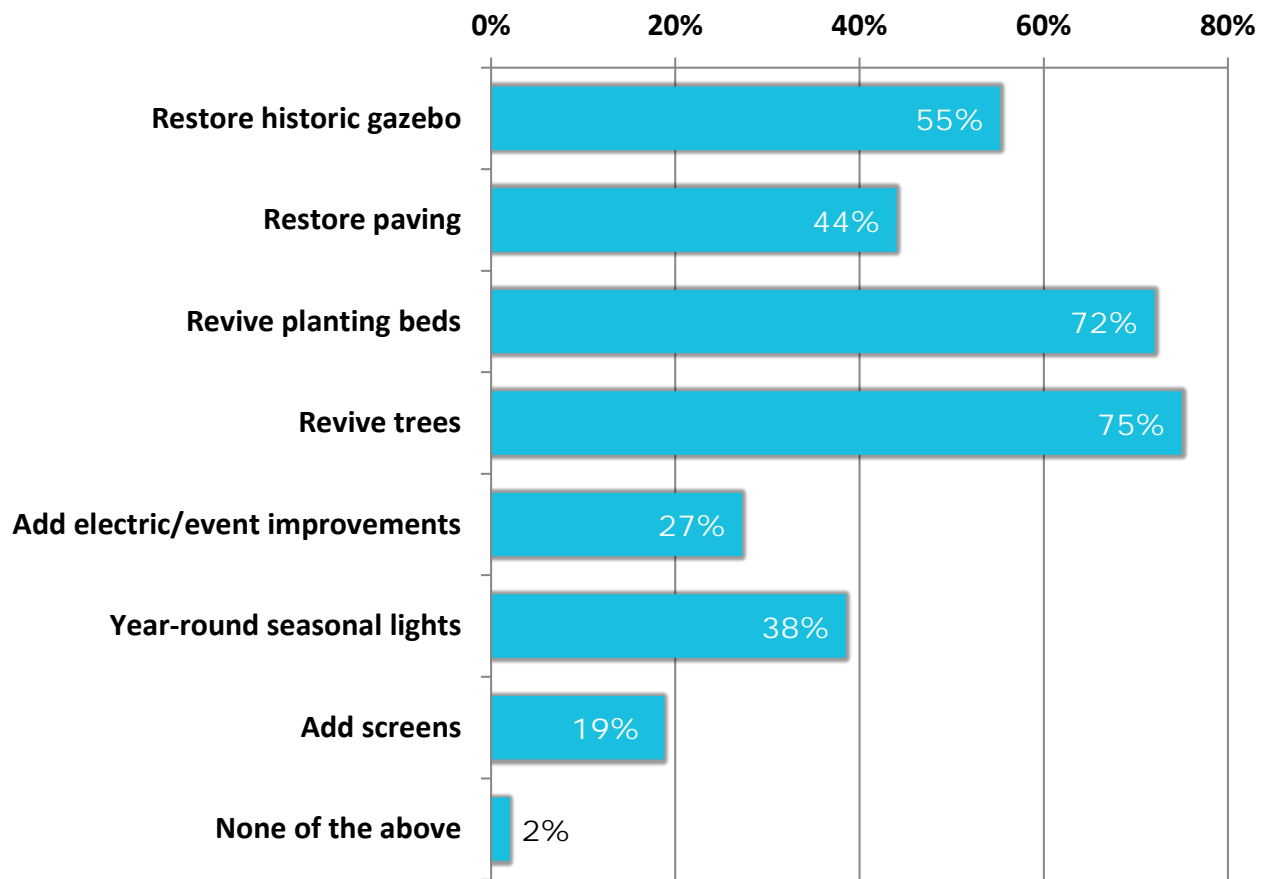




6. Which elements do you support most in Alamo Square Concept 1: Restore the Core? (select up to four)

**Respondents 543**

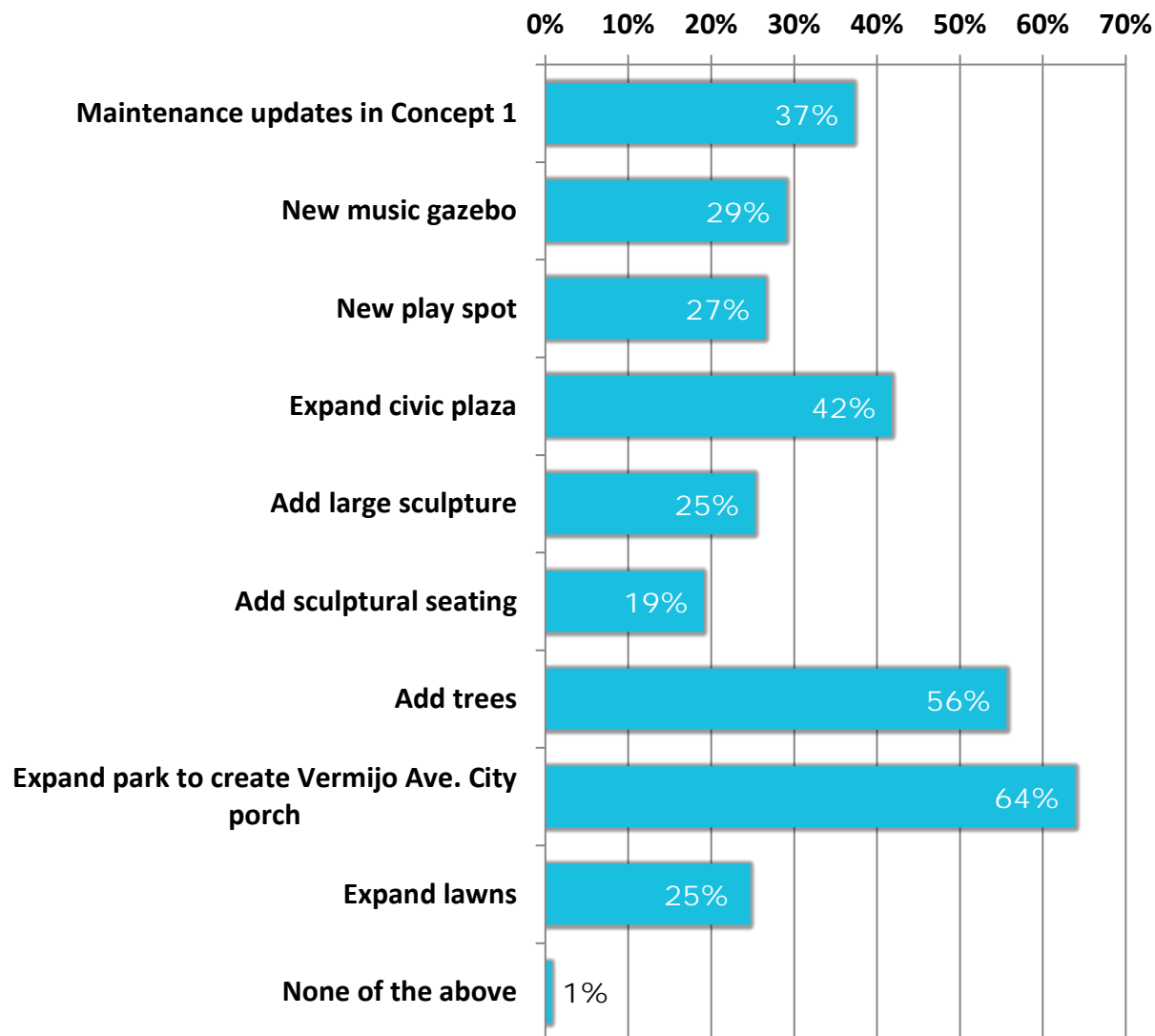
	Public Meeting Polling (% of choices)		Web Based Polling (% of choices)		Combined Results (% of respondents)	
	Count	Percent	Count	Percent	Total Count	Total Percent
Restore historic gazebo	35	15%	265	17%	300	55%
Restore paving	31	13%	208	13%	239	44%
Revive planting beds	45	19%	346	22%	391	72%
Revive trees	43	18%	364	23%	407	75%
Add electric/event improvements	34	14%	114	7%	148	27%
Year-round seasonal lights	36	15%	173	11%	209	38%
Add screens	13	5%	89	6%	102	19%
None of the above	0	0%	11	1%	11	2%



7. Which elements do you support most in Alamo Square Concept 2: Civic Plaza + City Porch? (select up to four)

**Respondents 534**

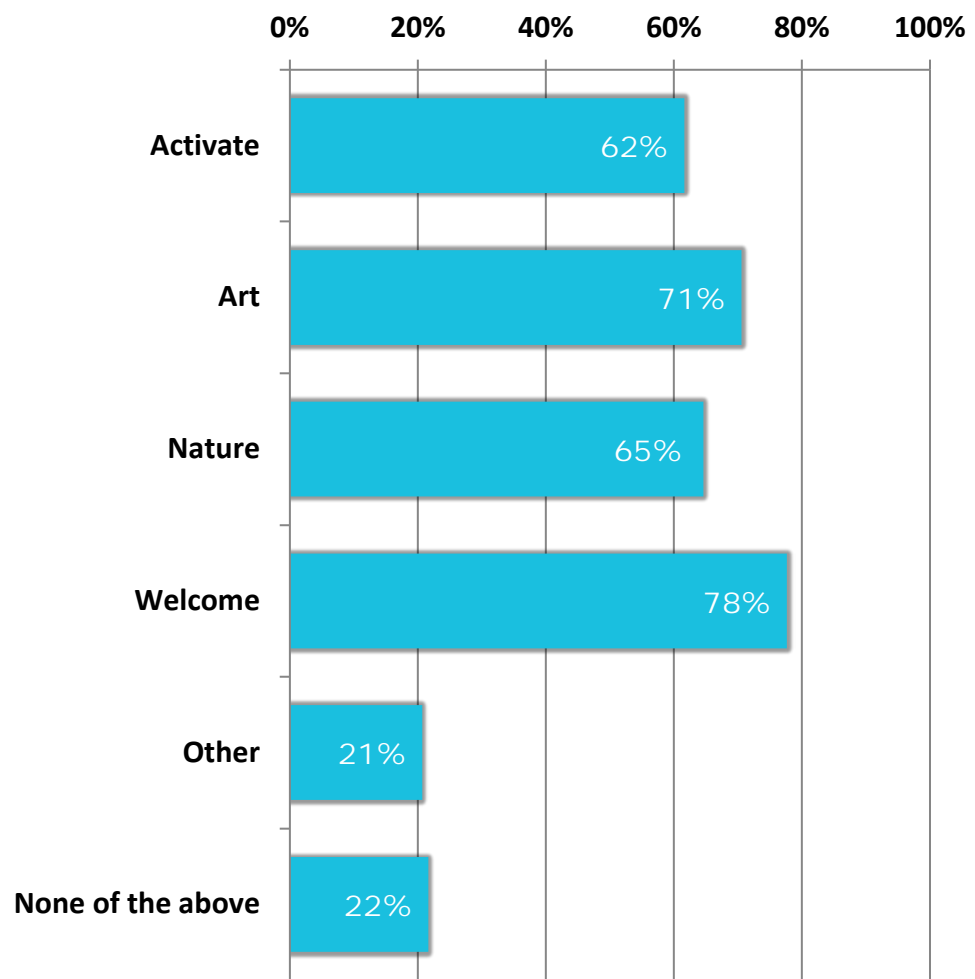
	Public Meeting Polling (% of choices)		Web Based Polling (% of choices)		Combined Results (% of respondents)	
	Count	Percent	Count	Percent	Total Count	Total Percent
Maintenance updates in Concept 1	25	11%	174	17%	199	37%
New music gazebo	15	7%	140	14%	155	29%
New play spot	9	4%	133	13%	142	27%
Expand civic plaza	28	13%	195	19%	223	42%
Add large sculpture	25	11%	110	11%	135	25%
Add sculptural seating	24	11%	78	8%	102	19%
Add trees	26	12%	271	27%	297	56%
Expand park to create Vermijo Ave. City porch	48	22%	293	29%	341	64%
Expand lawns	19	9%	113	11%	132	25%
None of the above	4	2%	0	0%	4	1%



8. Which of the design principles do you feel are important for Alamo Square Park? (select all that apply)

**Respondents 537**

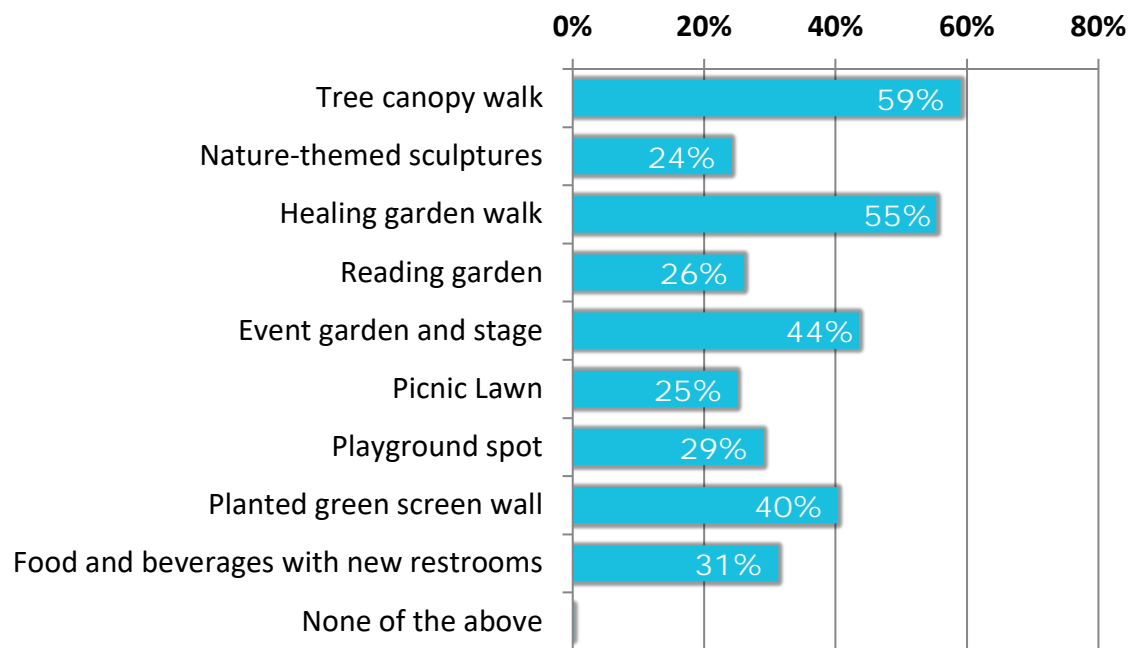
	Public Meeting Polling (% of choices)		Web Based Polling (% of choices)		Combined Results (% of respondents)	
	Count	Percent	Count	Percent	Total Count	Total Percent
Activate	127	54%	204	18%	331	62%
Art	100	42%	279	25%	379	71%
Nature	21	9%	326	29%	347	65%
Welcome	125	53%	292	26%	417	78%
Other	83	35%	28	2%	111	21%
None of the above	109	46%	7	1%	116	22%



9. Which element do you support most in Antlers Concept 1: Woodland Garden? (select up to four)

Respondents 537

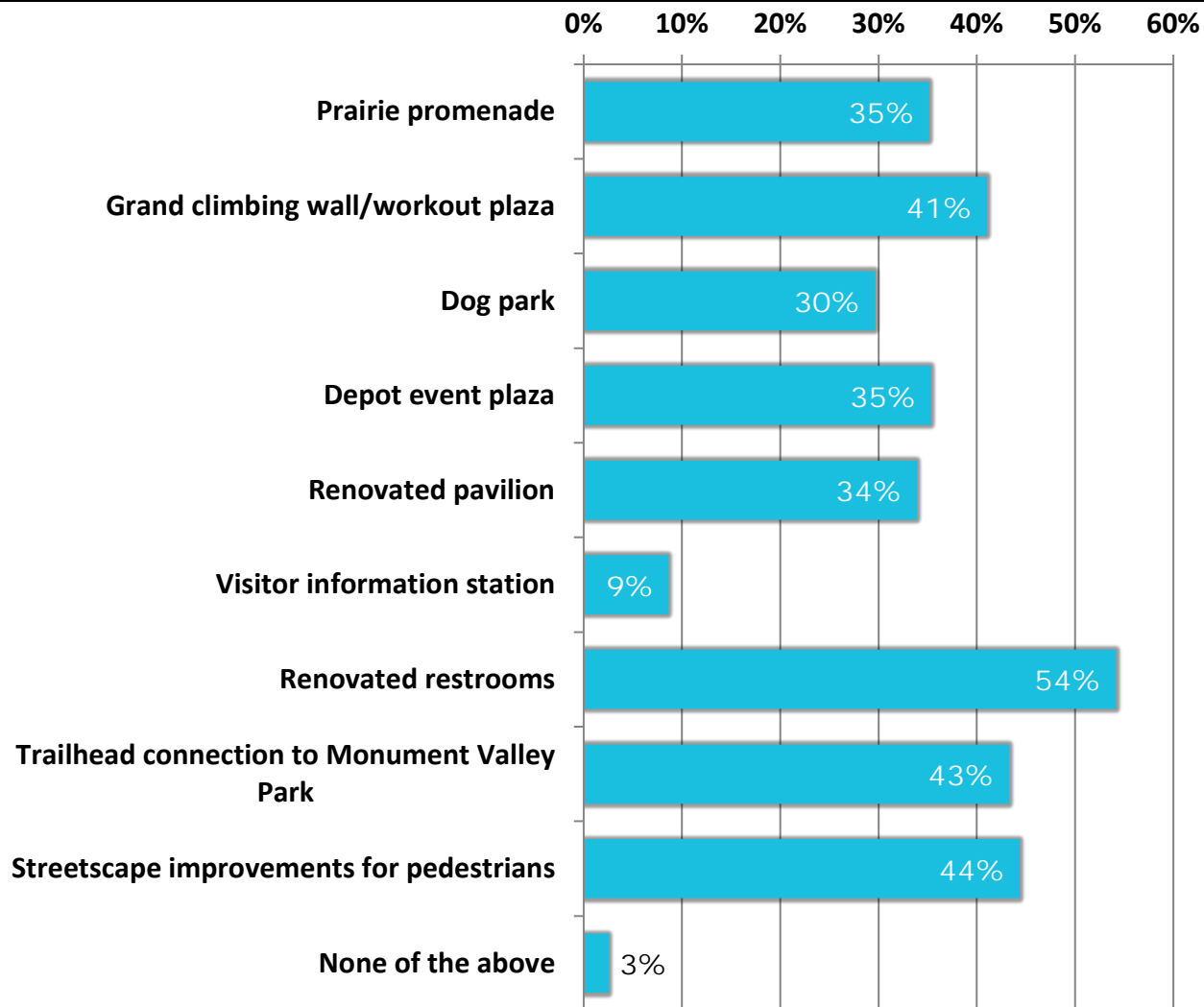
	Public Meeting Polling (% of choices)		Web Based Polling (% of choices)		Combined Results (% of respondents)	
	Count	Percent	Count	Percent	Total Count	Total Percent
Tree canopy walk	33	16%	284	18%	317	59%
Nature-themed sculptures	28	14%	102	6%	130	24%
Healing garden walk	15	7%	282	18%	297	55%
Reading garden	9	4%	131	8%	140	26%
Event garden and stage	26	13%	208	13%	234	44%
Picnic Lawn	18	8%	117	7%	135	25%
Playground spot	14	7%	142	9%	156	29%
Planted green screen wall	34	16%	183	12%	217	40%
Food and beverages with new restrooms	29	14%	139	9%	168	31%
None of the above	1	0%	0	0%	1	0%



10. Which element do you support most in Antlers Concept 2: Outdoor Everyday? (select up to four)

Respondents 543

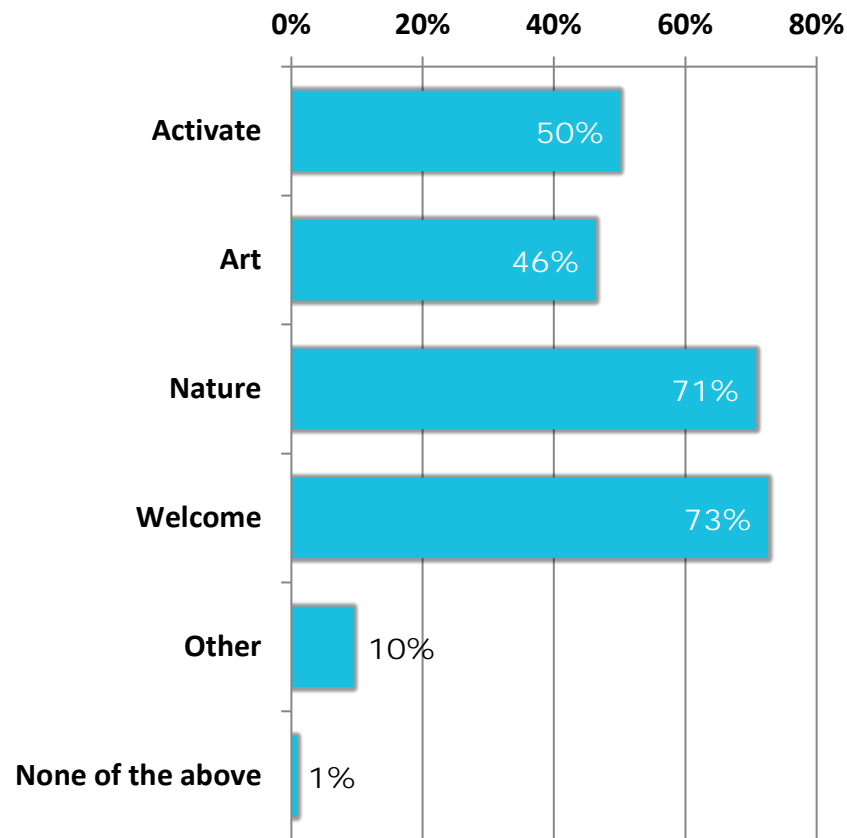
	Public Meeting Polling (% of choices)		Web Based Polling (% of choices)		Combined Results (% of respondents)	
	Count	Percent	Count	Percent	Total Count	Total Percent
Prairie promenade	19	9%	172	11%	191	35%
Grand climbing wall/workout plaza	32	14%	191	12%	223	41%
Dog park	27	12%	134	9%	161	30%
Depot event plaza	23	10%	169	11%	192	35%
Renovated pavilion	12	5%	172	11%	184	34%
Visitor information station	12	5%	35	2%	47	9%
Renovated restrooms	22	10%	272	17%	294	54%
Trailhead connection to Monument Valley Park	35	16%	200	13%	235	43%
Streetscape improvements for pedestrians	36	16%	205	13%	241	44%
None of the above	3	1%	11	1%	14	3%



11. Which of the design principles do you feel are important for Antlers Park? (select all that apply)

Respondents 533

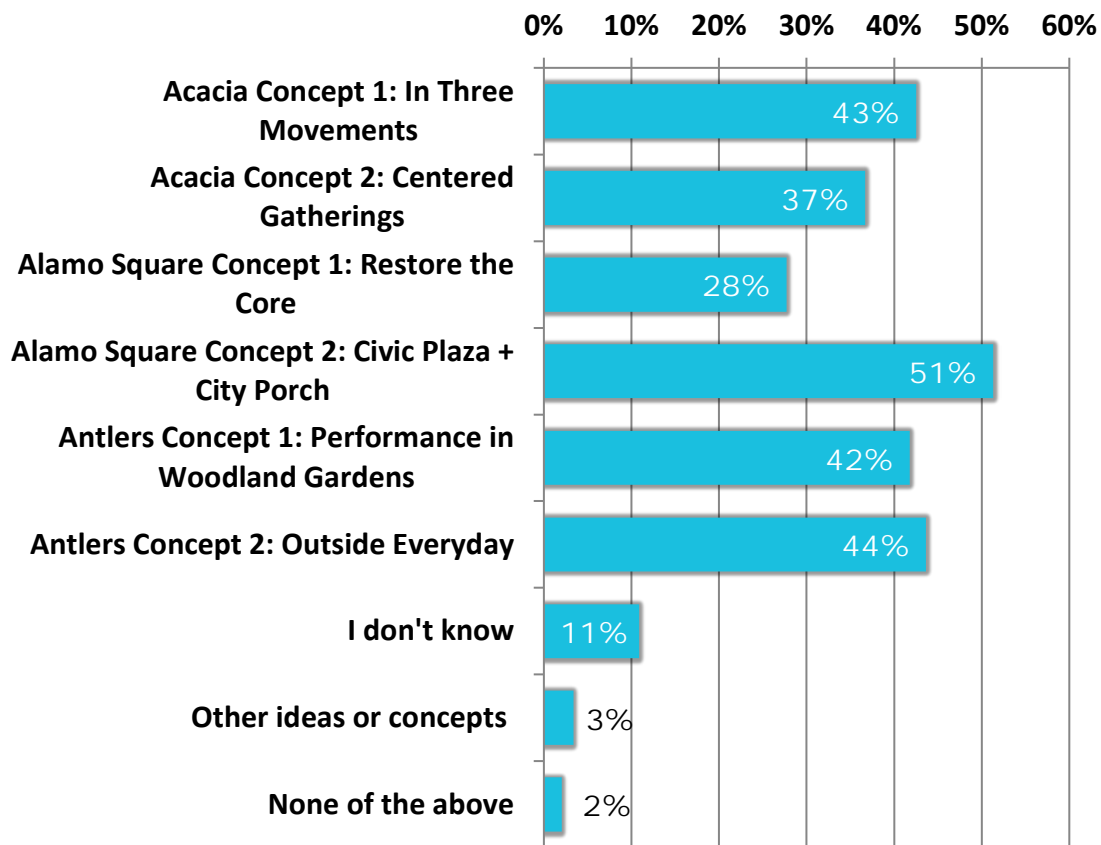
	Public Meeting Polling (% of choices)		Web Based Polling (% of choices)		Combined Results (% of respondents)	
	Count	Percent	Count	Percent	Total Count	Total Percent
Activate	49	28%	218	19%	267	50%
Art	29	16%	218	19%	247	46%
Nature	46	26%	331	29%	377	71%
Welcome	52	29%	335	29%	387	73%
Other	2	11%	49	4%	51	10%
None of the above	0	0%	5	0%	5	1%



12. Which alternatives do you prefer? (select all that apply)

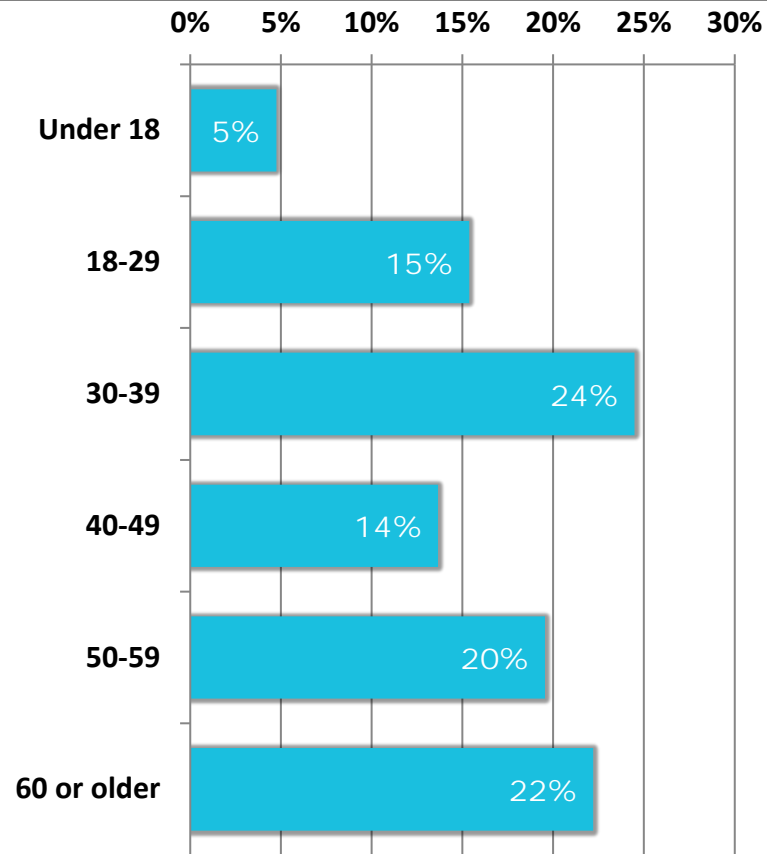
**Respondents 534**

	Public Meeting Polling (% of choices)		Web Based Polling (% of choices)		Combined Results (% of respondents)	
	Count	Percent	Count	Percent	Total Count	Total Percent
Acacia Concept 1: In Three Movements	42	22%	185	15%	227	43%
Acacia Concept 2: Centered Gatherings	22	12%	174	15%	196	37%
Alamo Square Concept 1: Restore the Core	14	7%	134	11%	148	28%
Alamo Square Concept 2: Civic Plaza + City Porch	43	23%	231	19%	274	51%
Antlers Concept 1: Performance in Woodland Gardens	24	13%	199	17%	223	42%
Antlers Concept 2: Outside Everyday	39	21%	194	16%	233	44%
I don't know	1	1%	57	5%	58	11%
Other ideas or concepts	4	2%	14	1%	18	3%
None of the above	1	1%	10	1%	11	2%



**13. What is your age?**

	Public Meeting Polling		Web Based Polling		Combined Results	
	Count	Percent	Count	Percent	Total Count	Total Percent
Under 18	4	6%	21	5%	25	5%
18-29	5	8%	76	16%	81	15%
30-39	6	10%	123	26%	129	24%
40-49	6	10%	66	14%	72	14%
50-59	14	23%	89	19%	103	20%
60 or older	27	44%	90	19%	117	22%

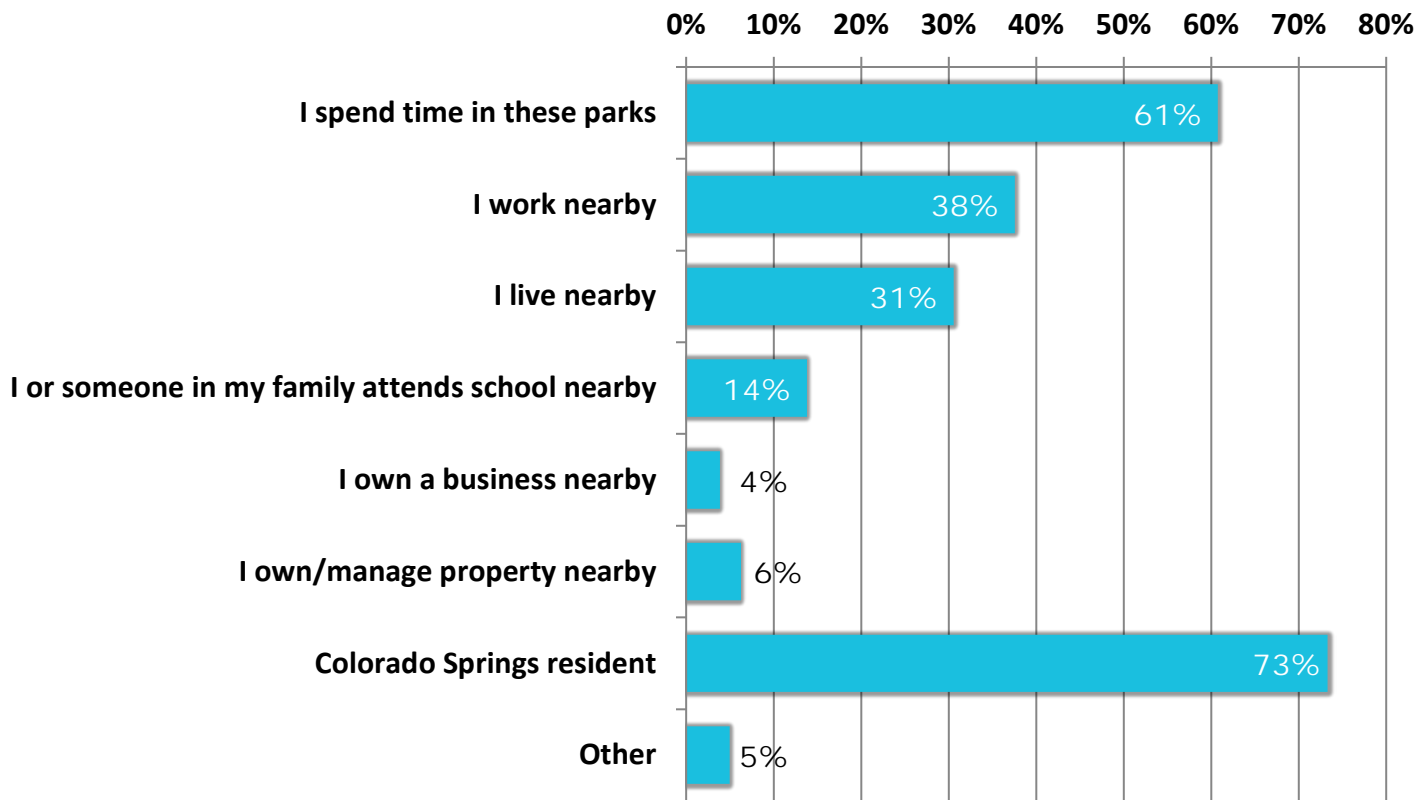




14. What is your relationship to Antlers, Acacia and/or Alamo Square Parks? (select all that apply)

Respondents 543

	Public Meeting Polling (% of choices)		Web Based Polling (% of choices)		Combined Results (% of respondents)	
	Count	Percent	Count	Percent	Total Count	Total Percent
I spend time in these parks	46	28%	284	26%	330	61%
I work nearby	24	14%	180	17%	204	38%
I live nearby	19	11%	147	14%	166	31%
I or someone in my family attends school nearby	8	5%	67	6%	75	14%
I own a business nearby	9	5%	12	1%	21	4%
I own/manage property nearby	9	5%	25	2%	34	6%
Colorado Springs resident	46	28%	352	32%	398	73%
Other	5	3%	22	2%	27	5%



15. Please select the times you are typically in Downtown Colorado Springs (select all that apply)

Respondents 539

	Public Meeting Polling (% of choices)		Web Based Polling (% of choices)		Combined Results (% of respondents)	
	Count	Percent	Count	Percent	Total Count	Total Percent
Daytime (M-F)	50	34%	284	24%	334	62%
Evenings (M-F)	20	14%	174	15%	194	36%
Daytime (Saturday or Sunday)	28	19%	275	23%	303	56%
Evenings (Saturday or Sunday)	22	15%	195	16%	217	40%
Once a week	16	11%	136	11%	152	28%
Once a month	7	5%	58	5%	65	12%
A few times a year	4	3%	57	5%	61	11%
I typically do not visit Downtown Colorado Springs	1	1%	6	1%	7	1%

