

Site Accessibility Evaluation

Americans with Disabilities Act Title II (Public Services: State and Local Government)



Fire Station 10

**3730 Meadowland Blvd
Colorado Springs, CO
80918**

Accessibility Evaluation

***Inspection Date: 03/14/2017
Inspector: Michael Killebrew,
Anna Kangas***

Prepared By



OLYMPIC CITY USA

(719) 385 - 5175

<https://coloradosprings.gov/>

TO: CSFD

FROM: Robert L. Hernandez

DATE: May 31, 2019

SUBJECT: Fire Station 10 Self-Evaluation

1. On March 14, 2017, Mr. Michael Killebrew, Title II ADA/Section 504 Coordinator performed a Title II - Americans with Disabilities Act (ADA), Self-Evaluation. This evaluation was in accordance with 1991/2010 ADA Standards for Accessible Design. The facility was re-evaluated on April 29, 2019 with the assistance of Anna Kangas, Architect/Title II ADA/Section 504 Coordinator.

2. Priorities for accessibility are assigned in accordance with the ADA Checklist for Existing Facilities. The checklist follows the four priorities listed in the Department of Justice ADA Title III regulations. These priorities are equally applicable to state and local government facilities:

Priority 1 - Accessible approach and entrance

Priority 2 - Access to goods and services

Priority 3 - Access to public toilet rooms

Priority 4 - Access to other items such as water fountains and public telephones

3. Corrective actions to findings were/will be submitted for corrective action through the city maintenance work request system and Transition Plan. Note: Recommended corrections in some cases where needed will be modified when appropriate. Corrections are developed in consideration of the "Program Access" provisions of Title II, where applicable.

4. A copy of this report will be maintained in the Office of Accessibility.

City of Colorado Springs Title II ADA/Section 504 – Manager
30 S. Nevada Ave, Suite 301
Colorado Springs, CO 80903
robert.hernandez@coloradosprings.gov

Atch 1. City of Colorado Springs, ADA Self-Evaluation Report

Sincerely,



Robert Hernandez

Exterior - Accessible Routes

Lat: 38.8975260000, Long: -104.7624173000

Finding: 1

There is no accessible route of travel from the public way.

At least one accessible route shall be provided within the site from accessible parking spaces and accessible passenger loading zones; public streets and sidewalks; and public transportation stops to the accessible building or facility they serve.

2010 ADAS Section 206.2.1

At least one accessible route shall be provided within the site from accessible parking spaces and accessible passenger loading zones; public streets and sidewalks; and public transportation stops to the accessible building or facility entrance they serve.

Citation:

2010 ADAS Section: 206.2.1

As Built:

There is no accessible route from the public right of way.

Recommendation:

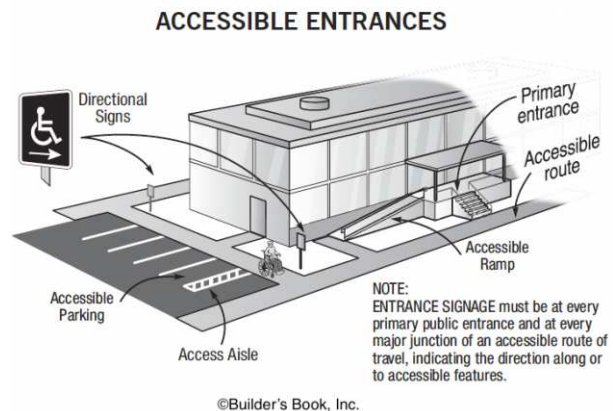
Create an accessible route from the public right of way adjacent to driveway. This will need to be ramp this.

Barrier Priority:

1 (High): Should be completed immediately. (Includes findings that have little or no cost, were in violation of the codes at the time of construction, or pose an imminent safety threat)

Department:

CSPD



Exterior - Accessible Routes

Lat: 38.8975260000, Long: -104.7624173000

Finding: 2

The accessible path of travel contains cross slopes greater than 2%.

Surface cross slopes shall not exceed one unit vertical in 48 units horizontal (2-percent slope). When the slope in the direction of travel of any walk exceeds 1 unit vertical in 20 units horizontal (5-percent slope), it must be constructed as ramp.

2010 ADAS Section 403.3

The running slope of walking surfaces shall not be steeper than 1:20. The cross slope of walking surfaces shall not be steeper than 1:48.

Citation:

2010 ADAS Section: 403.3

As Built:

The cross slope of the sidewalk within the driveway area is 4%.

Recommendation:

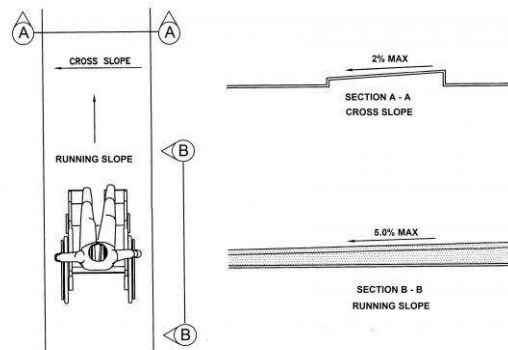
Remove and replace the sidewalk area to achieve 2% maximum cross slope or as close to 2% as feasible.

Barrier Priority:

1 (High): Should be completed immediately. (Includes findings that have little or no cost, were in violation of the codes at the time of construction, or pose an imminent safety threat)

Department:

CSPD



Exterior - Accessible Routes

Lat: 38.8975260000, Long: -104.7624173000

Finding: 3

The fractures in the sidewalk impede access. One of the fractures is 1" deep by 4" wide by 6" long.

Openings in floor or ground surfaces shall not allow passage of a sphere more than 1/2 inch diameter. Elongated openings shall be placed so that the long dimension is perpendicular to the dominant direction of travel.

2010 ADAS Section 302.3

Openings in floor or ground surfaces shall not allow passage of a sphere more than 1/2 inch (13 mm) diameter except as allowed in 407.4.3, 409.4.3, 410.4, 810.5.3 and 810.10. Elongated openings shall be placed so that the long dimension is perpendicular to the dominant direction of travel.

Citation:

2010 ADAS Section: 302.3

As Built:

There is significant spalling and fracturing of the sidewalk.

Recommendation:

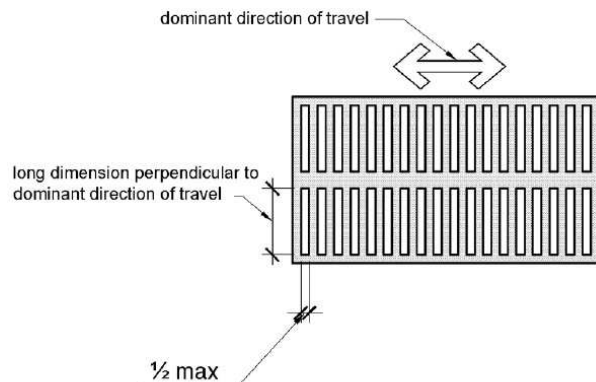
Remove and replace concrete panels as needed to create an accessible path.

Barrier Priority:

1 (High): Should be completed immediately. (Includes findings that have little or no cost, were in violation of the codes at the time of construction, or pose an imminent safety threat)

Department:

CSFD



Finding #3 Additional Finding Photos



Finding 184791 Additional Photo

Exterior - Accessible Routes

Lat: 38.8975260000, Long: -104.7624173000

Finding: 4

The walkway contains abrupt vertical edges and/or variations over a 1/4 inch.

1/4 inch is the maximum vertical rise. Changes in level between 1/4 inch and 1/2 inch must be beveled at 1:2 or less.

Changes in level greater than 1/2 inch must be by way of a ramp.

2010 ADAS Section 303.3

Changes in level between 1/4 inch (6.4 mm) high minimum and 1/2 inch (13 mm) high maximum shall be beveled with a slope not steeper than 1:2.

2010 ADAS Section 303.2

Changes in level of 1/4 inch (6.4 mm) high maximum shall be permitted to be vertical.

Citation:

2010 ADAS Section: 303.3, 303.2

As Built:

The fracturing in the sidewalk has resulted in vertical displacement.

Recommendation:

Remove and replace sidewalk panels as needed.

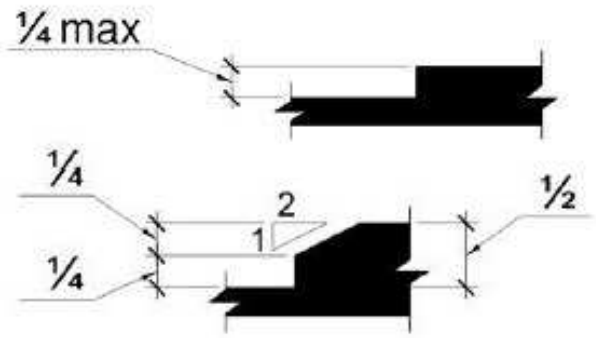
Barrier Priority:

1 (High): Should be completed immediately. (Includes findings that have little or no cost, were in violation of the codes at the time of construction, or pose an imminent safety threat)

Department:

CSFD

Finding #4 Continued



Finding #4 Additional Finding Photos



Finding 184792 Additional Photo

Exterior - Accessible Routes

Lat: 38.8975260000, Long: -104.7624173000

Finding: 5

The walkway contains abrupt vertical edges and/or variations over a 1/4 inch. There is a chip in the sidewalk 1/2" deep by 2" wide by 14" long.

1/4 inch is the maximum vertical rise. Changes in level between 1/4 inch and 1/2 inch must be beveled at 1:2 or less.

Changes in level greater than 1/2 inch must be by way of a ramp.

2010 ADAS Section 303.3

Changes in level between 1/4 inch (6.4 mm) high minimum and 1/2 inch (13 mm) high maximum shall be beveled with a slope not steeper than 1:2.

2010 ADAS Section 303.2

Changes in level of 1/4 inch (6.4 mm) high maximum shall be permitted to be vertical.

Citation:

2010 ADAS Section: 303.3, 303.2

As Built:

The spalling of the sidewalk has resulted in vertical displacement.

Recommendation:

Cut and fill area.

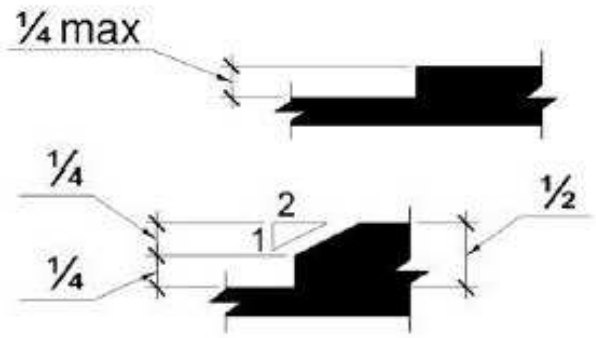
Barrier Priority:

1 (High): Should be completed immediately. (Includes findings that have little or no cost, were in violation of the codes at the time of construction, or pose an imminent safety threat)

Department:

CSFD

Finding #5 Continued



Exterior - Accessible Routes

Lat: 38.8975260000, Long: -104.7624173000

Finding: 6

The walkway contains abrupt vertical edges and/or variations over a 1/4 inch.

1/4 inch is the maximum vertical rise. Changes in level between 1/4 inch and 1/2 inch must be beveled at 1:2 or less.

Changes in level greater than 1/2 inch must be by way of a ramp.

2010 ADAS Section 303.3

Changes in level between 1/4 inch (6.4 mm) high minimum and 1/2 inch (13 mm) high maximum shall be beveled with a slope not steeper than 1:2.

2010 ADAS Section 303.2

Changes in level of 1/4 inch (6.4 mm) high maximum shall be permitted to be vertical.

Citation:

2010 ADAS Section: 303.3, 303.2

As Built:

There is significant fracturing in this section of sidewalk.

Recommendation:

Remove and replace concrete panels as needed.

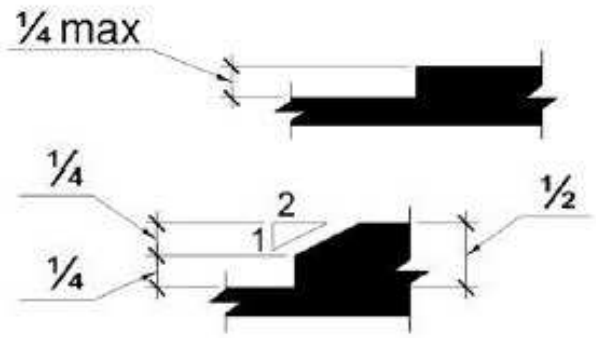
Barrier Priority:

1 (High): Should be completed immediately. (Includes findings that have little or no cost, were in violation of the codes at the time of construction, or pose an imminent safety threat)

Department:

CSFD

Finding #6 Continued



Exterior - Accessible Routes

Lat: 38.8975260000, Long: -104.7624173000

Finding: 7

The Running Slope is up to 9%, vertical displacement exceeding 3/4", the landing has fracturing with a gap exceeding 1/2" and no detectable warnings. Also, side flare exceeds 10% in attached concrete.

Curb ramps should have the least possible slope but in no case more than 8.3% (1:12).

2010 ADAS Section 406.1

Curb ramps on accessible routes shall comply with 406, 405.2 through 405.5, and 405.10.

Citation:

2010 ADAS Section: 406.1

As Built:

This curb ramp has multiple issues.

Recommendation:

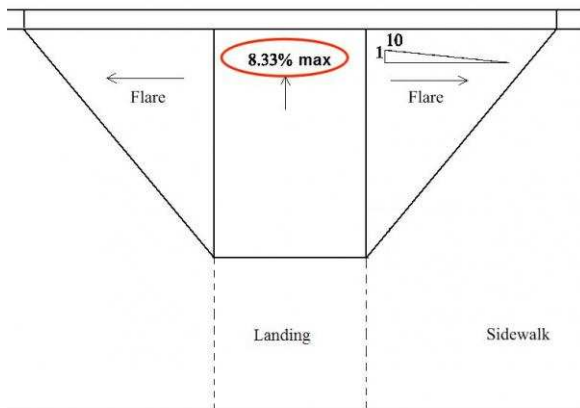
Replace this ramp. The adjoining one is worse and needs replaced as well.

Barrier Priority:

1 (High): Should be completed immediately. (Includes findings that have little or no cost, were in violation of the codes at the time of construction, or pose an imminent safety threat)

Department:

CSFD



Exterior - Accessible Routes

Lat: 38.8975260000, Long: -104.7624173000

Finding: 8

The cross slope of the curb ramp is 10% at the pavers at 7.5% at the above concrete ramp face.

The 9" across water main is sticking up across brick pavers 2' high.

The side flare in attached concrete is 17%

The ramp face has 1" vertical displacement from pavers to concrete.

The ramp has a landing with a 5% cross slope

Surface cross slopes shall not exceed one unit vertical in 48 units horizontal (2-percent slope).

2010 ADAS Section 405.3

Cross slope of ramp runs shall not be steeper than 1:48.

Citation:

2010 ADAS Section: 405.3

As Built:

This ramp has multiple problems, is failing fast and is a safety risk

Recommendation:

Remove and replace the curb ramp crossing N Academy Blvd.

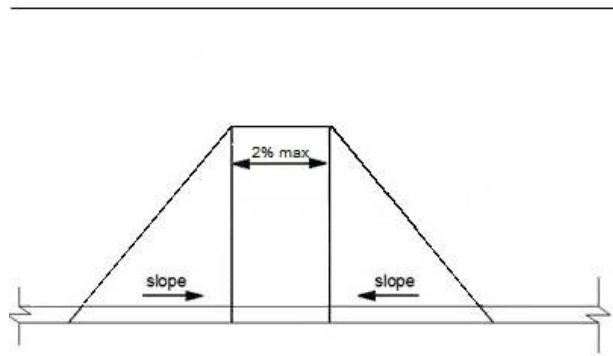
Barrier Priority:

1 (High): Should be completed immediately. (Includes findings that have little or no cost, were in violation of the codes at the time of construction, or pose an imminent safety threat)

Department:

CSFD

Finding #8 Continued



Finding #8 Additional Finding Photos



Finding 184800 Additional Photo



Finding 184800 Additional Photo



Finding 184800 Additional Photo



Finding 184800 Additional Photo

Exterior - Entrance

Lat: 38.8975260000, Long: -104.7624173000

Finding: 9

The walkway contains abrupt vertical edges and/or variations over a 1/4 inch.

1/4 inch is the maximum vertical rise. Changes in level between 1/4 inch and 1/2 inch must be beveled at 1:2 or less.

Changes in level greater than 1/2 inch must be by way of a ramp.

2010 ADAS Section 303.3

Changes in level between 1/4 inch (6.4 mm) high minimum and 1/2 inch (13 mm) high maximum shall be beveled with a slope not steeper than 1:2.

2010 ADAS Section 303.2

Changes in level of 1/4 inch (6.4 mm) high maximum shall be permitted to be vertical.

Citation:

2010 ADAS Section: 303.3, 303.2

As Built:

There is a 1/2" vertical displacement at the landing at the entrance.

Recommendation:

Grind to 1/2" or less bevel.

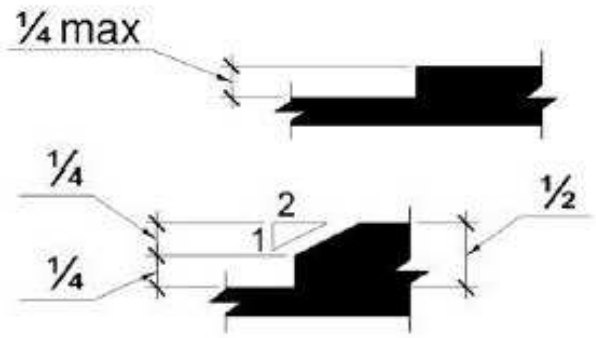
Barrier Priority:

1 (High): Should be completed immediately. (Includes findings that have little or no cost, were in violation of the codes at the time of construction, or pose an imminent safety threat)

Department:

CSFD

Finding #9 Continued



Exterior - Entrance

Lat: 38.8975260000, Long: -104.7624173000

Finding: 10

The T-shaped or circular turning space contains excessive slopes.

Surface slopes greater than 1:48 (2.08%) are not permitted.

2010 ADAS Section 304.2

Floor or ground surfaces of a turning space shall comply with 302. Changes in level are not permitted.

2010 ADAS Section 304.2 Exception

Slopes not steeper than 1:48 shall be permitted.

Citation:

2010 ADAS Section: 304.2, 304.2 Exception

As Built:

The landing at the entrance has 3.5% running slope.

Recommendation:

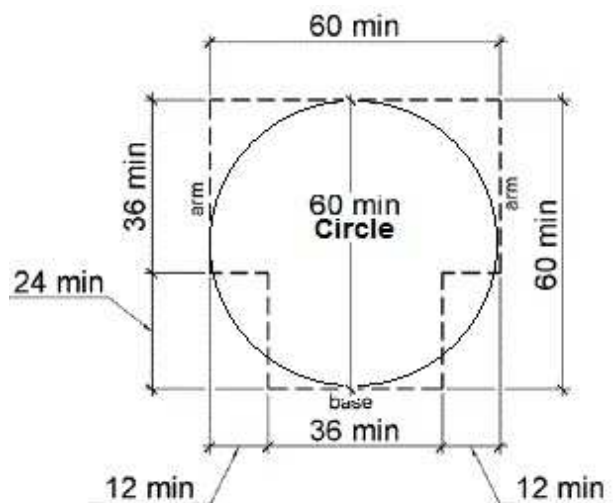
Remove and replace the landing or create an accessible route elsewhere.

Barrier Priority:

1 (High): Should be completed immediately. (Includes findings that have little or no cost, were in violation of the codes at the time of construction, or pose an imminent safety threat)

Department:

CSFD



Exterior - Entrance

Lat: 38.8975260000, Long: -104.7624173000

Finding: 11

The door bell is positioned too high for either a side or front approach.

Where a clear floor or ground space allows a parallel approach to an element and the side reach is unobstructed, the high side reach shall be 48 inches maximum and the low side reach shall be 15 inches minimum above the finish floor or ground.

Where a forward reach is unobstructed, the high forward reach shall be 48 inches maximum and the low forward reach shall be 15 inches minimum above the finish floor or ground.

*2010 ADAS Section 308.1
Reach ranges shall comply with 308.*

Citation:

2010 ADAS Section: 308.1

As Built:

The door bell is mounted at 56".

Recommendation:

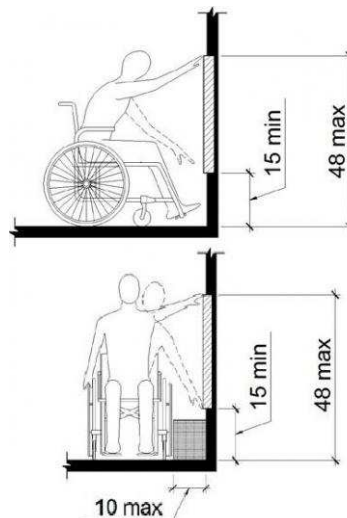
Lower the door bell to 48" or less.

Barrier Priority:

1 (High): Should be completed immediately. (Includes findings that have little or no cost, were in violation of the codes at the time of construction, or pose an imminent safety threat)

Department:

CSFD



Exterior - Entrance

Lat: 38.8975260000, Long: -104.7624173000

Finding: 12

The mailbox and ash can project more than 4 inches into the circulation path.

Wall-mounted objects that have leading edges between 27 inches and 80 inches from the floor must not project more than 4 inches into the circulation path. Protruding objects that extend to the floor or within 27 inches of the floor are cane detectable and are therefore not hazardous. Where it is necessary or desirable to have objects protrude from the wall, a manner of cane detection must be provided.

2010 ADAS Section 307.2

Objects with leading edges more than 27 inches (685 mm) and not more than 80 inches (2030 mm) above the finish floor or ground shall protrude 4 inches (100 mm) maximum horizontally into the circulation path.

Citation:

2010 ADAS Section: 307.2

As Built:

The mailbox and ash can project into the path of travel.

Recommendation:

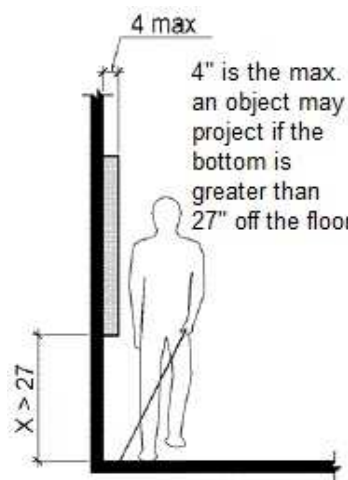
Remove the ash can and relocate the mailbox so that not in the path of travel.

Barrier Priority:

1 (High): Should be completed immediately. (Includes findings that have little or no cost, were in violation of the codes at the time of construction, or pose an imminent safety threat)

Department:

CSFD



Interior - Restrooms

Lat: 38.8975260000, Long: -104.7624173000

Finding: 13

The threshold is greater than 1/2 inch high.

The threshold at a doorway shall be no higher than 1/2 inch. Changes in level between 1/4 inch and 1/2 inch must be beveled at 1:2 or less. 1/4 inch is the maximum vertical rise.

2010 ADAS Section 404.2.5

Thresholds, if provided at doorways, shall be 1/2 inch (13 mm) high maximum. Raised thresholds and changes in level at doorways shall comply with 302 and 303.

Citation:

2010 ADAS Section: 404.2.5

As Built:

There is 3/4" threshold into the women's restroom.

Recommendation:

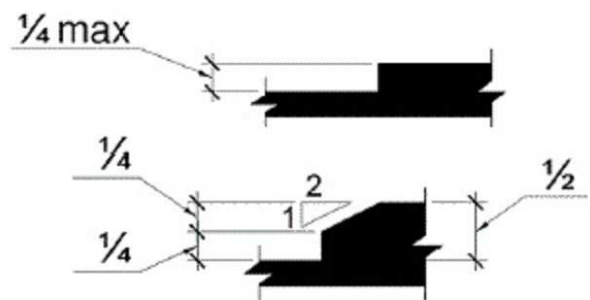
Bevel the entrance into the restroom with a bridging plate.

Barrier Priority:

3 (Moderate): Should be completed as soon as possible, but there may be other items that will provide greater access to persons with disabilities. (Includes findings that have a high financial impact on the entity in relationship to the degree of access provided)

Department:

CSFD



Interior - Restrooms

Lat: 38.8975260000, Long: -104.7624173000

Finding: 14

The door exceeds the maximum pressure to open the door.

Interior doors shall have a maximum opening force of 5 pounds.

These forces do not apply to the force required to retract latch bolts or disengage other devices that hold the door or gate in a closed position. Door closers and gate closers shall be adjusted so that from an open position of 90 degrees, the time required to move the door to a position of 12 degrees from the latch is 5 seconds minimum.

Door and gate spring hinges shall be adjusted so that from the open position of 70 degrees, the door or gate shall move to the closed position in 1.5 seconds minimum.

2010 ADAS Section 404.2.9

Fire doors shall have a minimum opening force allowable by the appropriate administrative authority. The force for pushing or pulling open a door or gate other than fire doors shall be as follows: 1. Interior hinged doors and gates: 5 pounds (22.2 N) maximum. 2. Sliding or folding doors: 5 pounds (22.2 N) maximum. These forces do not apply to the force required to retract latch bolts or disengage other devices that hold the door or gate in a closed position.

Citation:

2010 ADAS Section: 404.2.9

As Built:

The door into the women's restroom requires more than 5 lbs of force to open.

Recommendation:

Adjust the door closer.

Barrier Priority:

3 (Moderate): Should be completed as soon as possible, but there may be other items that will provide greater access to persons with disabilities. (Includes findings that have a high financial impact on the entity in relationship to the degree of access provided)

Department:

CSFD



Interior - Restrooms

Lat: 38.8975260000, Long: -104.7624173000

Finding: 15

The coat hook is installed greater than 48 inches above the finished floor.

Where a forward reach is unobstructed, the high forward reach shall be 48 inches maximum above the finished floor.

2010 ADAS Section 308.2.1

Where a forward reach is unobstructed, the high forward reach shall be 48 inches (1220 mm) maximum and the low forward reach shall be 15 inches (380 mm) minimum above the finish floor or ground.

Citation:

2010 ADAS Section: 308.2.1

As Built:

The coat hooks in the women's restroom are mounted at 66".

Recommendation:

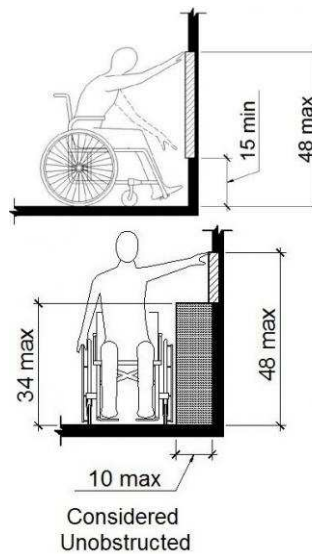
Lower the coat hook, or install another on at 48" maximum.

Barrier Priority:

3 (Moderate): Should be completed as soon as possible, but there may be other items that will provide greater access to persons with disabilities. (Includes findings that have a high financial impact on the entity in relationship to the degree of access provided)

Department:

CSFD



Interior - Restrooms

Lat: 38.8975260000, Long: -104.7624173000

Finding: 16

The owner or owners representative indicated that no public restrooms were available, however there was a non compliant restroom labeled as accessible and available to the public. If the restroom is desired to be an employee only restroom, it is recommended that the door be locked, the signs be removed and replaced with a new sign that that sates "employees only" or "private area". Any future improvements may be required under Title I of the ADA for work place reasonable accommodations.

Bathing and toilet facilities that serve buildings, facilities or portions of buildings or facilities that are required by these standards to be accessible to persons with disabilities, shall be on an accessible route.

2010 ADAS Section 213.1

Where toilet facilities and bathing facilities are provided, they shall comply with 213. Where toilet facilities and bathing facilities are provided in facilities permitted by 206.2.3 Exceptions 1 and 2 not to connect stories by an accessible route, toilet facilities and bathing facilities shall be provided on a story connected by an accessible route to an accessible entrance.

Citation:

2010 ADAS Section: 213.1

As Built:

The men's restroom is not accessible and needs to be signed for employee use only.

Recommendation:

Add a sign indicating the restrooms are not for public use.

Barrier Priority:

3 (Moderate): Should be completed as soon as possible, but there may be other items that will provide greater access to persons with disabilities. (Includes findings that have a high financial impact on the entity in relationship to the degree of access provided)

Department:

CSFD

Finding #16 Continued



Finding #16 Additional Finding Photos



Finding 184809 Additional Photo