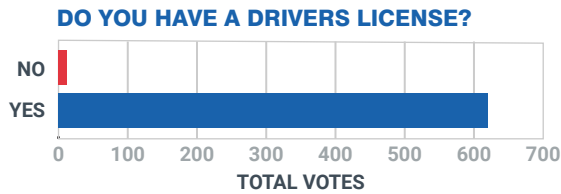
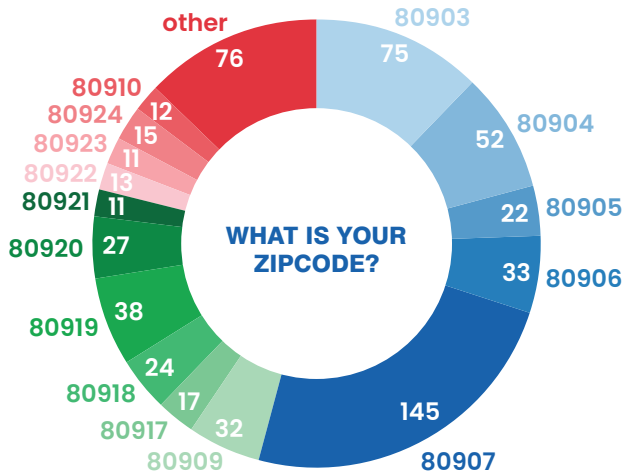
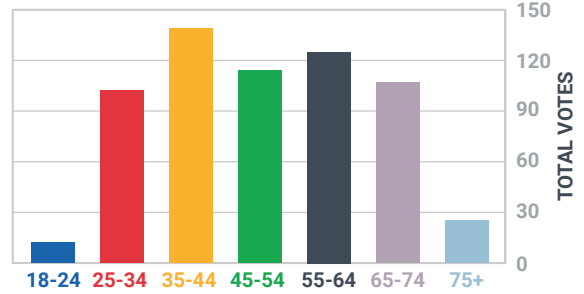


SURVEY #2 RESULTS

Participants were asked to complete a short set of demographic related questions which indicate their age, zip code, household income, and travel habits. The results show that participants vary in age, mostly between the ages of twenty-four and seventy five, as well as location of residence with more than fifteen unique zip codes represented. Most participants earn above area medium income (which for the average Colorado Springs household hovers just above \$64,000), have a driver's license, and drive their vehicle as their preferred mode of travel.



HOW OLD ARE YOU?



SELECT THE FOLLOWING STATEMENT(S) THAT BEST DESCRIBES YOUR USE OF ROADWAYS IN COLORADO SPRINGS:

