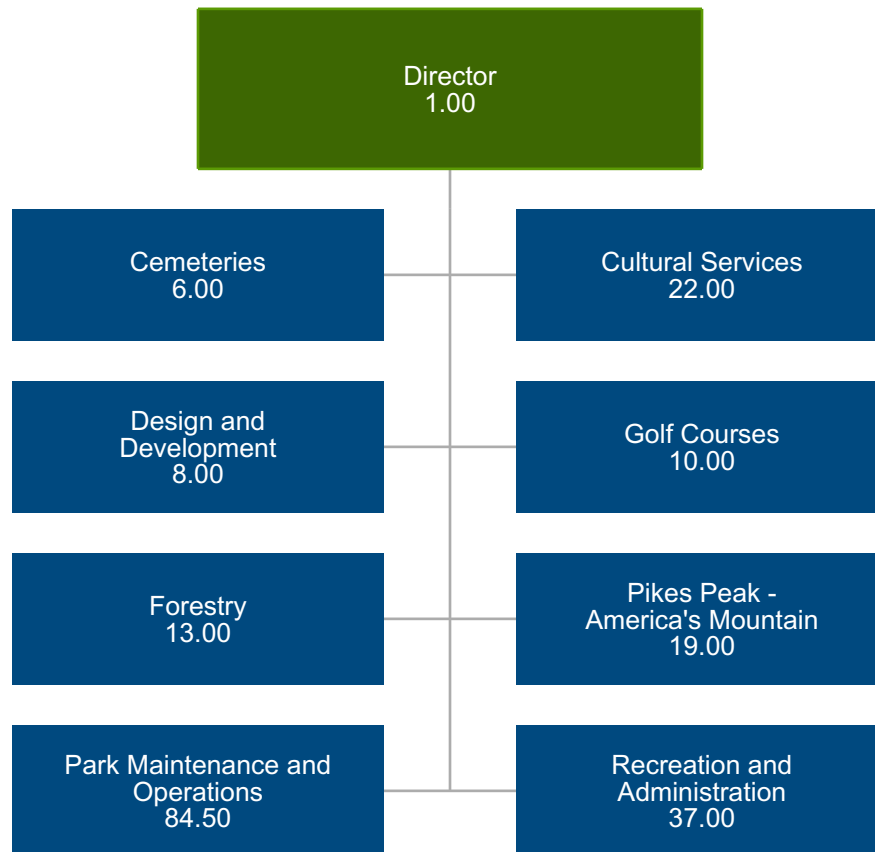


# Parks, Recreation and Cultural Services

Karen Palus, Director | (719) 385-6501 | Karen.Palus@coloradosprings.gov



## All Funds Summary

Division	General Fund	Other Funds	Total Budget
Cultural Services	\$2,763,686	\$954,917	\$3,718,603
Design and Development	739,285	9,852,704	10,591,989
Forestry	2,441,529	109,660	2,551,189
Maintenance and Operations	4,477,049	12,254,068	16,731,117
Recreation and Administration	7,013,629	950,000	7,963,629
<b>Total Non-Enterprises</b>	<b>\$17,435,178</b>	<b>\$24,121,349</b>	<b>\$41,556,527</b>
Cemeteries *	0	1,559,276	1,559,276
Golf Courses *	0	4,215,158	4,215,158
Pikes Peak-America's Mountain *	0	8,133,400	8,133,400
<b>Total All</b>	<b>\$17,435,178</b>	<b>\$38,029,183</b>	<b>\$55,464,361</b>
<b>Total Positions</b>	<b>92.50</b>	<b>108.00</b>	<b>200.50</b>

\* Included in the Enterprises section of the Budget Book

# Parks, Recreation and Cultural Services



## All Funds History

Use of Funds	2020 Actual	2021 Original Budget	* 2021 Amended Budget	2022 Budget	2022 Budget - * 2021 Amended Budget
General Fund	\$13,787,284	\$15,118,384	\$16,130,749	\$17,435,178	\$1,304,429
General Fund - CIP	3,361,580	0	3,000,000	0	(3,000,000)
Trails, Parks, and Open Space (TOPS)	2,603,545	3,666,558	3,666,558	4,072,768	406,210
Trails, Parks, and Open Space (TOPS) - CIP	13,669,938	2,597,443	5,394,556	2,630,000	(2,764,556)
Conservation Trust Fund (CTF)	4,302,696	5,322,208	5,322,208	5,704,584	382,376
Conservation Trust Fund (CTF) - CIP	441,464	55,000	55,000	95,000	40,000
Special Improvement Maintenance Districts (SIMD)	2,333,836	2,944,273	2,944,273	3,072,106	127,833
Grants Fund**	2,334,593	1,900,000	1,900,000	3,700,000	1,800,000
Gift Trust Fund	570,165	429,291	429,291	429,291	0
Other Funds - CIP	2,202,909	313,126	313,126	4,417,600	4,104,474
<b>Total Non-Enterprises</b>	<b>\$45,608,010</b>	<b>\$32,346,283</b>	<b>\$39,155,761</b>	<b>\$41,556,527</b>	<b>\$2,400,766</b>
Enterprise Funds	38,548,096	25,152,000	25,152,000	13,907,834	(11,244,166)
<b>Total</b>	<b>\$84,156,106</b>	<b>\$57,498,283</b>	<b>\$64,307,761</b>	<b>\$55,464,361</b>	<b>(\$8,843,400)</b>
<b>Total Positions</b>	<b>197.50</b>	<b>197.50</b>	<b>200.50</b>	<b>200.50</b>	<b>0.00</b>

\* 2021 Amended Budget as of 8/13/2021, which includes the reinstatement of budget that had been reduced during 2020 and 2021 due to the economic shutdown and revenue loss as a result of the COVID-19 pandemic

\*\* The Grants Fund includes appropriation for new grant funding, and may include re-appropriation of prior year grants not awarded, as well as local match. However, the CIP table on a subsequent page of this narrative reflects only new grant funding. See Grants Overview for more information.

# Strategic Plan Update

Goals	 <p><b>Building Community &amp; Collaborative Relationships</b></p>	 <p><b>Investing in Infrastructure</b></p>
Initiatives	<ul style="list-style-type: none"> <li>Build on existing relationships and partnerships with a diverse community of stakeholders to leverage resources. (3.14)</li> </ul>	<ul style="list-style-type: none"> <li>Enhance and expand an interconnected system of parks, recreation, and cultural services through preservation, stewardship, and innovative programs (2.2)</li> </ul>
Performance Measures	<ul style="list-style-type: none"> <li>Leverage partnerships to secure \$15 million through the Pikes Peak Summit Complex public fundraising campaign by 2021. (3.14.1)</li> <li>Plan and implement the City's Sesquicentennial celebration and supporting events by the end of 2021; measured by planning and implementation steps completed. (3.14.3)</li> </ul>	<ul style="list-style-type: none"> <li>Address priority capital park improvements through total funding spent annually. (2.2.1)</li> <li>Improve the urban trail system through trail renovation and added trail segments; as measured by trail mileage renovated and added annually. (2.2.2)</li> <li>Address facility improvements through total capital funding spent annually. (2.2.3)</li> <li>Implement inclusive and ADA design improvements by improving accessibility at a minimum of three sites per year. (2.2.4)</li> </ul>
Notable Achievements	<ul style="list-style-type: none"> <li><a href="#">Pikes Peak Summit Complex</a> - The June 30, 2021 grand opening of the new Visitor's Center at the top of Pikes Peak greets visitors with interpretive exhibits and memorable vistas from 14,115 feet. (3.14.1)</li> <li>On July 31, 2021, the City celebrated the 150th anniversary of its founding with the Sesquicentennial Downtown Celebration. Other events marking this milestone include the COS@150 exhibit at the Pioneers Museum, the COS@150 Tree Challenge, the Beards, Bonnets &amp; Brews Festival at Rock Ledge Rance and the Chamber and EDC SesquiSoiree. (3.14.3)</li> </ul>	<ul style="list-style-type: none"> <li>Cottonwood Creek Ballfield ribbon cutting was held March 27, 2021. The grand opening of the artificial turf play fields provides year-round programmable play fields to the community with a greatly reduced water footprint. (2.2.1)</li> <li>Prospect Lake Beach House — The July 20, 2021 grand opening of the Beach House activated the south end of Memorial Park with year-round programs that get kids outdoors. (2.2.2)</li> <li>Panorama Park — Ground breaking on May 8, 2021, showcasing the largest neighborhood park renovation in the City's history. (2.2.3)</li> <li>Reconstructed segments of Homestead, Palmer-Mesa, Sand Creek and Shooks Run trails, providing better connectivity to the City's urban trail system. (2.2.4)</li> </ul>

**Note:** The information contained in this Strategic Plan update demonstrates progress on a sampling of department Initiatives and Performance Measures. For a full listing of each department's Initiatives and Performance Measures (reference the ID numbers within the parenthesis), see the City's Strategic Plan beginning on Page 19.

This page left blank intentionally.

# Cultural Services

Matt Mayberry, Manager | (719) 385-5636 | Matt.Mayberry@coloradosprings.gov

## All Funds Summary

	Use of Funds	2020	2021	* 2021	2022	2022 Budget -	
		Actual	Original Budget	Amended Budget	Budget	* 2021 Amended Budget	
<b>All Funds</b>	General Fund	\$2,298,895	\$2,442,222	\$2,540,542	\$2,763,686	\$223,144	
	General Fund - CIP	0	0	3,000,000	0	(3,000,000)	
	Conservation Trust Fund (CTF)	160,410	169,962	169,962	190,626	20,664	
	Conservation Trust Fund (CTF) - CIP	16,830	20,000	20,000	20,000	0	
	Trails, Parks, and Open Space (TOPS) - CIP	0	0	0	65,000	65,000	
	Grants Fund**	6,000	0	0	250,000	250,000	
	Gift Trust Fund	570,165	429,291	429,291	429,291	0	
	<b>Total</b>	<b>\$3,052,300</b>	<b>\$3,061,475</b>	<b>\$6,159,795</b>	<b>\$3,718,603</b>	<b>(\$2,441,192)</b>	
	<b>Positions</b>						
	General Fund	19.50	19.50	19.50	19.50	0.00	
Other Funds	2.50	2.50	2.50	2.50	0.00		
<b>Total</b>	<b>22.00</b>	<b>22.00</b>	<b>22.00</b>	<b>22.00</b>	<b>0.00</b>		

\* 2021 Amended Budget as of 8/13/2021, which includes the reinstatement of budget that had been reduced during 2020 and 2021 due to the economic shutdown and revenue loss as a result of the COVID-19 pandemic

\*\* The Grants Fund includes appropriation for new grant funding, and may include re-appropriation of prior year grants not awarded, as well as local match. See Grants Overview for more information.

## Significant Changes vs. 2021

- Increase of approximately \$223,000 in the General Fund mainly to fund existing positions, pay for performance and movements within the salary structure, parking increases, medical cost adjustments, and removal of the hiring delay in 2021
- Decrease of \$3 million in General Fund-CIP due to removal of the 2021 supplemental appropriation for HVAC replacement at the Pioneers Museum
- Increase of approximately \$21,000 in the Conservation Trust Fund mainly to fund existing positions, pay for performance and movements within the salary structure, and medical cost adjustments
- Increase of \$65,000 in the TOPS-CIP Fund for the addition of a capital project in 2022
- Increase of \$250,000 in the Grants Fund to reflect anticipated grant awards

## Cultural Services - Overview

---

Cultural Services is responsible for developing and implementing programs that preserve and interpret the cultural and natural history of the Pikes Peak Region. In a typical year, over 200,000 people visit Cultural Services' sites and participate in their numerous programs. This does not include the millions that visit Garden of the Gods annually. Cultural Services sites and programs are key elements of the City's tourism economy.

In addition to the annual City appropriation, the Division relies upon support from Friends organizations, donations, earned income, and grants in order to operate the facilities.

### Cultural Services:

- Oversees the operations and programs of Garden of the Gods Park. The park welcomes more than 4.0 million visitors annually with support from various partner organizations, including the Garden of the Gods Visitor and Nature Center, Garden of the Gods Foundation and the Friends of Garden of the Gods
- Coordinates the Rock Ledge Range Historic Site – a living history museum exhibiting historical life in the Pikes Peak region from the 1770s to the early 1900s. The Living History Association raises funds to support operations.
- Manages the Colorado Springs Pioneers Museum (CSPM) with a collection of over 75,000 artifacts, 80,000 historic photographs, and 6,400 cubic feet of archival materials. The museum staff collaborates with the CSPM Board and the CSPM Foundation that provide over \$320,000 annually to support the institution.
- Maintains a collection of 100 pieces of City-owned outdoor art, including the 1929 William Jackson Palmer sculpture and recent gifts from the Downtown Partnership and their popular Art on the Streets program. Currently all permanent pieces of public art are derived through community donations.
- Manages the visitor services and park safety patrol activities at the Starsmore Visitor and Nature Center and Helen Hunt Falls Visitor Center in North Cheyenne Cañon Park. Visitor donations help support these programs.
- Administers the archaeology programs in the city's parks and open spaces. These activities result in the documentation and preservation of cultural sites and resources, ensure that city projects are in compliance with state and federal laws, and engage key stakeholders, including American Indian tribes. This is funded through the TOPS stewardship initiative.

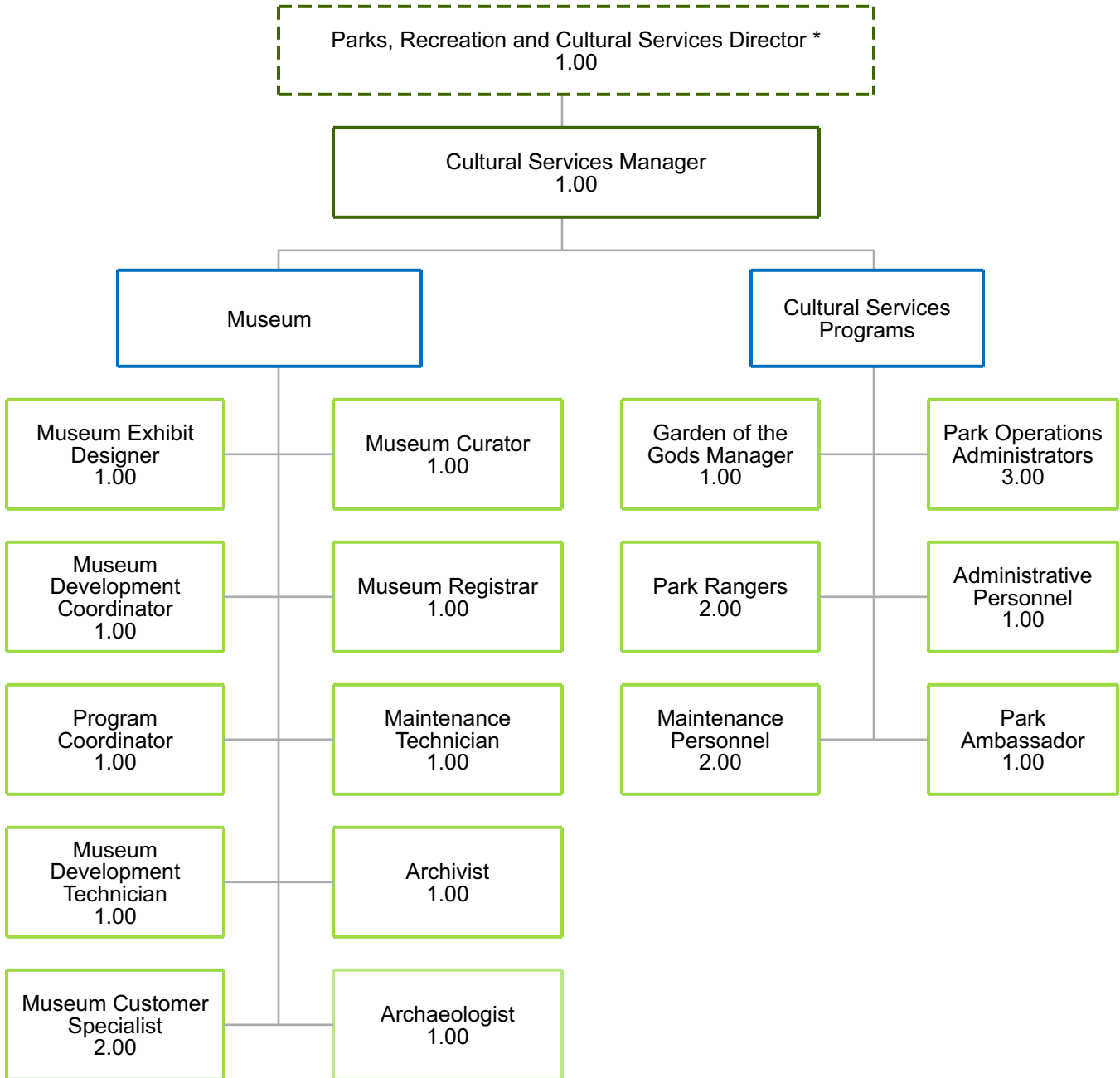
## Cultural Services - Functions

Cultural Services manages the operations of the following (only General Fund support shown, no CIP):

Cultural Services Functions	2019 Actual	2020 Actual	2021 Original Budget	* 2021 Amended Budget	2022 Budget
Garden of the Gods	\$305,465	\$597,534	\$562,348	\$632,305	\$677,669
North Cheyenne Canyon	207,836	192,482	273,388	274,317	287,467
Pioneers Museum	1,152,227	1,177,290	1,213,427	1,239,647	1,369,936
Rock Ledge Ranch	335,125	331,589	393,059	394,273	428,614
<b>Total Cultural Services Functions</b>	<b>\$2,000,653</b>	<b>\$2,298,895</b>	<b>\$2,442,222</b>	<b>\$2,540,542</b>	<b>\$2,763,686</b>

\* 2021 Amended Budget as of 8/13/2021, which includes the reinstatement of budget that had been reduced during 2020 and 2021 due to the economic shutdown and revenue loss as a result of the COVID-19 pandemic

# Cultural Services - Organizational Chart



\* The Parks, Recreation and Cultural Services Director position is funded as part of the PRCS Recreation and Administration budget. This position is not reflected in the position count in the Budget Summary on the following page.



The sections below provide a summary of the Budget, authorized positions, changes that occurred after the budget was implemented for 2021, and changes occurring as part of the 2022 Budget for each fund including the General Fund, Conservation Trust Fund, and Gift Trust Fund.

### Cultural Services - General Fund: Summary, Funding, and Position Changes

General Fund	Use of Funds	2019 Actual	2020 Actual	2021 Original Budget	* 2021 Amended Budget	2022 Budget	2022 Budget - * 2021 Amended Budget	
	Salary/Benefits/Pensions	\$1,639,002	\$1,781,528	\$2,002,169	\$2,008,899	\$2,232,043	\$223,144	
	Operating	361,651	457,367	440,053	531,643	531,643	0	
	Capital Outlay	0	60,000	0	0	0	0	
	<b>Total</b>	<b>\$2,000,653</b>	<b>\$2,298,895</b>	<b>\$2,442,222</b>	<b>\$2,540,542</b>	<b>\$2,763,686</b>	<b>\$223,144</b>	
	CIP	\$0	\$0	\$0	\$3,000,000	\$0	(\$3,000,000)	
	<b>Grand Total</b>	<b>\$2,000,653</b>	<b>\$2,298,895</b>	<b>\$2,442,222</b>	<b>\$5,540,542</b>	<b>\$2,763,686</b>	<b>(\$2,776,856)</b>	
	Revenue	\$549,416	\$571,680	\$552,599	\$552,599	\$552,599	\$0	
	Position Title	2020 Actual	2021 Original Budget	* 2021 Amended Budget	2022 Budget	2022 Budget - * 2021 Amended Budget		
	Archivist	1.00	1.00	1.00	1.00	0.00		
	Cultural Services Manager	1.00	1.00	1.00	1.00	0.00		
	Maintenance Technician I	1.00	1.00	0.00	0.00	0.00		
	Maintenance Technician II	2.00	2.00	3.00	3.00	0.00		
	Museum Curator	1.00	1.00	1.00	1.00	0.00		
	Museum Development Coordinator	1.00	1.00	1.00	1.00	0.00		
	Museum Development Technician	1.00	1.00	1.00	1.00	0.00		
Museum Exhibit Designer	1.00	1.00	1.00	1.00	0.00			
Museum Registrar	1.00	1.00	1.00	1.00	0.00			
Museum Visitor Services Specialist	2.00	2.00	2.00	2.00	0.00			
Office Specialist	1.00	1.00	1.00	1.00	0.00			
Park Operations Administrator	3.00	3.00	3.00	3.00	0.00			
Park Ranger	0.50	0.50	0.50	0.50	0.00			
Program Coordinator	1.00	1.00	1.00	1.00	0.00			
Recreation Assistant	1.00	1.00	1.00	1.00	0.00			
Regional Parks Manager	1.00	1.00	1.00	1.00	0.00			
<b>Total Positions</b>	<b>19.50</b>	<b>19.50</b>	<b>19.50</b>	<b>19.50</b>	<b>0.00</b>			

\* 2021 Amended Budget as of 8/13/2021, which includes the reinstatement of budget that had been reduced during 2020 and 2021 due to the economic shutdown and revenue loss as a result of the COVID-19 pandemic

## Cultural Services - General Fund: Summary, Funding, and Position Changes

Funding Changes	<b>During 2021</b>	<b>* 2021 Amended - 2021 Original Budget</b>
	Reinstatement of operating budget that was reduced during 2020 and carried forward into the 2021 original budget due to the economic shutdown and revenue loss as a result of the COVID-19 pandemic	\$91,590
	Removal of 50% of the hiring delay that reduced the salary budget during 2020 and carried forward into the 2021 original budget due to the economic shutdown and revenue loss as a result of the COVID-19 pandemic	6,730
	Supplemental appropriation to replace the HVAC system at the Pioneers Museum	3,000,000
	<b>Total During 2021</b>	<b>\$3,098,320</b>
	<b>For 2022</b>	<b>2022 Budget - * 2021 Amended Budget</b>
	<b>Salaries/Benefits/Pensions</b>	
	Net change to fund existing positions	\$113,894
	Increase to fund market movement, pay for performance, and pay progression	83,927
	Increase to fund medical cost adjustments	17,997
	Increase to fund employee parking	600
	Increase to fund the removal of the remaining 50% prior year hiring delay	6,726
	<b>Total Salaries/Benefits/Pensions</b>	<b>\$223,144</b>
	<b>Operating</b>	
	None	\$0
	<b>Total Operating</b>	<b>\$0</b>
	<b>Capital Outlay</b>	
	None	\$0
	<b>Total Capital Outlay</b>	<b>\$0</b>
	<b>CIP</b>	
Decrease to remove the supplemental appropriation to replace the HVAC system at the Pioneers Museum in 2021	(\$3,000,000)	
<b>Total CIP</b>	<b>(\$3,000,000)</b>	
<b>Total For 2022</b>	<b>(\$2,776,856)</b>	

Position Changes	<b>During 2021</b>	<b>* 2021 Amended - 2021 Original Budget</b>
	None	0.00
	<b>Total During 2021</b>	<b>0.00</b>
	<b>For 2022</b>	<b>2022 Budget - * 2021 Amended Budget</b>
	None	0.00
<b>Total For 2022</b>	<b>0.00</b>	

\* 2021 Amended Budget as of 8/13/2021, which includes the reinstatement of budget that had been reduced during 2020 and 2021 due to the economic shutdown and revenue loss as a result of the COVID-19 pandemic

## Cultural Services - TOPS Fund: Position Changes

TOPS Fund	Position Title	2020 Actual	2021 Original Budget	* 2021 Amended Budget	2022 Budget	2022 Budget - * 2021 Amended Budget
	Archaeologist	1.00	1.00	1.00	1.00	0.00
	<b>Total Positions</b>	<b>1.00</b>	<b>1.00</b>	<b>1.00</b>	<b>1.00</b>	<b>0.00</b>
	The position above reports to Cultural Services, but funding is in the TOPS Fund listed in the Park Maintenance and Operations budget.					

Position Changes	During 2021	* 2021 Amended - 2021 Original Budget
	None	0.00
	<b>Total During 2021</b>	<b>0.00</b>
	For 2022	2022 Budget - * 2021 Amended Budget
	None	0.00
	<b>Total For 2022</b>	<b>0.00</b>

\* 2021 Amended Budget as of 8/13/2021, which includes the reinstatement of budget that had been reduced during 2020 and 2021 due to the economic shutdown and revenue loss as a result of the COVID-19 pandemic

## Cultural Services - Conservation Trust Fund: Summary, Funding, and Position Changes

Conservation Trust Fund	Use of Funds	2019 Actual	2020 Actual	2021 Original Budget	* 2021 Amended Budget	2022 Budget	2022 Budget - * 2021 Amended Budget
	Salary/Benefits/Pensions	\$0	\$154,420	\$164,362	\$164,362	\$185,026	\$20,664
	Operating	0	5,990	5,600	5,600	5,600	0
	<b>Total</b>	<b>\$0</b>	<b>\$160,410</b>	<b>\$169,962</b>	<b>\$169,962</b>	<b>\$190,626</b>	<b>\$20,664</b>
	CIP	\$31,663	\$16,830	\$20,000	\$20,000	\$20,000	\$0
	<b>Grand Total</b>	<b>\$31,663</b>	<b>\$177,240</b>	<b>\$189,962</b>	<b>\$189,962</b>	<b>\$210,626</b>	<b>\$20,664</b>
	Position Title	2020 Actual	2021 Original Budget	* 2021 Amended Budget	2022 Budget	2022 Budget - * 2021 Amended Budget	
Park Ranger	1.50	1.50	1.50	1.50	0.00		
<b>Total Positions</b>	<b>1.50</b>	<b>1.50</b>	<b>1.50</b>	<b>1.50</b>	<b>0.00</b>		

\* 2021 Amended Budget as of 8/13/2021, which includes the reinstatement of budget that had been reduced during 2020 and 2021 due to the economic shutdown and revenue loss as a result of the COVID-19 pandemic

## Cultural Services - Conservation Trust Fund: Summary, Funding, and Position Changes

<b>Funding Changes</b>	<b>During 2021</b>	<b>* 2021 Amended - 2021 Original Budget</b>
	None	\$0
	<b>Total During 2021</b>	<b>\$0</b>
	<b>For 2022</b>	<b>2022 Budget - * 2021 Amended Budget</b>
	<b>Salaries/Benefits/Pensions</b>	
	Net change to fund existing positions	\$3,804
	Increase to fund market movement, pay for performance, and pay progression	15,320
	Increase to fund medical cost adjustments	1,540
	<b>Total Salaries/Benefits/Pensions</b>	<b>\$20,664</b>
	<b>Operating</b>	
	None	\$0
	<b>Total Operating</b>	<b>\$0</b>
<b>Total For 2022</b>	<b>\$20,664</b>	

<b>Position Changes</b>	<b>During 2021</b>	<b>* 2021 Amended - 2021 Original Budget</b>
	None	0.00
	<b>Total During 2021</b>	<b>0.00</b>
	<b>For 2022</b>	<b>2022 Budget - * 2021 Amended Budget</b>
	None	0.00
	<b>Total For 2022</b>	<b>0.00</b>

\* 2021 Amended Budget as of 8/13/2021, which includes the reinstatement of budget that had been reduced during 2020 and 2021 due to the economic shutdown and revenue loss as a result of the COVID-19 pandemic

## Cultural Services - Gift Trust Fund: Summary and Funding Changes

Gift Trust Fund	Use/Source of Funds	2019 Actual	2020 Actual	2021 Original Budget	* 2021 Amended Budget	2022 Budget	2022 Budget - * 2021 Amended Budget
	Gift Trust	\$528,597	\$570,165	\$429,291	\$429,291	\$429,291	\$0
	<b>Total</b>	<b>\$528,597</b>	<b>\$570,165</b>	<b>\$429,291</b>	<b>\$429,291</b>	<b>\$429,291</b>	<b>\$0</b>

Funding Changes	During 2021	* 2021 Amended - 2021 Original Budget
	None	\$0
	<b>Total During 2021</b>	<b>\$0</b>
	For 2022	2022 Budget - * 2021 Amended Budget
	None	\$0
	<b>Total For 2022</b>	<b>\$0</b>

\* 2021 Amended Budget as of 8/13/2021, which includes the reinstatement of budget that had been reduced during 2020 and 2021 due to the economic shutdown and revenue loss as a result of the COVID-19 pandemic

## Cultural Services - Grants Fund: Summary and Funding Changes

Grants Fund	Use of Funds	2019 Actual	2020 Actual	2021 Original Budget	* 2021 Amended Budget	2022 Budget	2022 Budget - * 2021 Amended Budget
	Grants Fund**	\$600,875	\$6,000	\$0	\$0	\$250,000	\$250,000
	<b>Total</b>	<b>\$600,875</b>	<b>\$6,000</b>	<b>\$0</b>	<b>\$0</b>	<b>\$250,000</b>	<b>\$250,000</b>

\*\* The Grants Fund includes appropriation for new grant funding, and may include re-appropriation of prior year grants not awarded, as well as local match. See Grants Overview for more information.

Funding Changes	During 2021	* 2021 Amended - 2021 Original Budget
	None	\$0
	<b>Total During 2021</b>	<b>\$0</b>
	For 2022	2022 Budget - * 2021 Amended Budget
	Increase in potential grant awards	\$250,000
	<b>Total For 2022</b>	<b>\$250,000</b>

\* 2021 Amended Budget as of 8/13/2021, which includes the reinstatement of budget that had been reduced during 2020 and 2021 due to the economic shutdown and revenue loss as a result of the COVID-19 pandemic

## Cultural Services - CIP Program

CIP Program*	Project	CTF	TOPS	Total Allocation
	Outdoor Sculpture Preservation	20,000		20,000
	Julie Penrose Fountain at America the Beautiful Park periodic cleaning and restoration		65,000	65,000
	<b>Total 2022 CIP</b>	<b>\$20,000</b>	<b>\$65,000</b>	<b>\$85,000</b>

\* The funding of the CIP projects is for the current budget year and may not reflect the total project cost. For a citywide comprehensive list of CIP projects, refer to the CIP section of the Budget.

# City of Colorado Springs Budget Detail Report

001 - GENERAL FUND  
Cultural Services

Acct # - Description	2019 Actual	2020 Actual	2021 Original Budget	* 2021 Amended Budget	2022 Budget	2022 Budget - * 2021 Amended Budget
<b>Salaries/Benefits/Pensions</b>						
51205 - CIVILIAN SALARIES	956,244	1,069,767	1,168,408	1,175,138	1,360,186	185,048
51210 - OVERTIME	8,751	1,532	0	0	0	0
51220 - SEASONAL TEMPORARY	282,262	289,527	325,172	325,172	325,172	0
51230 - SHIFT DIFFERENTIAL	307	264	0	0	0	0
51245 - RETIREMENT TERM VACATION	4,782	493	0	0	0	0
51260 - VACATION BUY PAY OUT	5,754	6,299	0	0	0	0
51299 - SALARIES REIMBURSEMENTS	(6,301)	(6,437)	0	0	0	0
51610 - PERA	168,856	184,542	214,248	214,248	242,080	27,832
51615 - WORKERS COMPENSATION	16,050	17,315	13,138	13,138	15,255	2,117
51620 - EQUITABLE LIFE INSURANCE	2,686	2,896	4,222	4,222	4,748	526
51640 - DENTAL INSURANCE	7,165	7,673	9,289	9,289	8,730	(559)
51670 - PARKING FOR EMPLOYEES	1,654	2,146	2,160	2,160	2,760	600
51690 - MEDICARE	17,935	18,351	21,853	21,853	24,242	2,389
51695 - CITY EPO MEDICAL PLAN	34,020	30,377	35,462	35,462	30,795	(4,667)
51696 - ADVANTAGE HD MED PLAN	130,862	154,096	197,779	197,779	207,888	10,109
51697 - HRA BENEFIT TO ADV MED PLAN	7,975	8,687	10,438	10,438	10,187	(251)
51999 - COVID19 SAL & BEN REIMB	0	(6,000)	0	0	0	0
<b>Salaries/Benefits/Pensions Total</b>	<b>1,639,002</b>	<b>1,781,528</b>	<b>2,002,169</b>	<b>2,008,899</b>	<b>2,232,043</b>	<b>223,144</b>
<b>Operating</b>						
52105 - MISCELLANEOUS OPERATING	2,190	6,166	3,000	3,000	3,000	0
52110 - OFFICE SUPPLIES	3,820	826	4,778	4,778	4,778	0
52111 - PAPER SUPPLIES	98	282	530	530	530	0
52120 - COMPUTER SOFTWARE	4,508	5,253	1,100	1,100	1,100	0
52122 - CELL PHONES EQUIP AND SUPPLIES	30	359	90	90	90	0
52125 - GENERAL SUPPLIES	62,869	49,994	88,133	90,115	90,115	0
52129 - HVAC-HEAT VENTILATN AIR SUPPLI	0	0	2,023	2,023	2,023	0
52135 - POSTAGE	9,722	5,643	7,690	7,690	7,690	0
52140 - WEARING APPAREL	3,223	6,830	6,281	10,381	10,381	0
52145 - PAINT AND CHEMICAL	2,836	482	2,190	2,190	2,190	0
52150 - SEED AND FERTILIZER	363	371	600	600	600	0
52165 - LICENSES AND TAGS	16	0	0	0	0	0
52175 - SIGNS	2,303	3,204	2,057	2,057	2,057	0
52185 - AGGREGATE MATERIAL	0	21,492	0	0	0	0
52190 - JANITORIAL SUPPLIES	6,228	706	5,350	5,350	5,350	0
52215 - MAINT GROUNDS	2,097	748	2,000	2,000	2,000	0
52230 - MAINT FURNITURE AND FIXTURES	77	0	500	500	500	0
52235 - MAINT MACHINERY AND APPARATUS	3,635	12,163	4,823	4,823	4,823	0
52265 - MAINT BUILDINGS AND STRUCTURE	12,941	23,567	17,822	17,822	17,822	0
52305 - MAINT SOFTWARE	4,975	4,513	4,247	4,247	4,247	0
52405 - ADVERTISING SERVICES	36,543	16,997	27,000	34,500	34,500	0
52410 - BUILDING SECURITY SERVICES	28,173	48,512	72,811	72,811	72,811	0
52415 - CONTRACTS AND SPEC PROJECTS	96	12,085	15,393	25,500	25,500	0
52418 - COMPUTER SERVICES	10,319	10,731	13,000	13,000	13,000	0
52435 - GARBAGE REMOVAL SERVICES	1,018	2,983	1,103	1,103	1,103	0
52445 - JANITORIAL SERVICES	7,854	12,087	22,300	22,300	22,300	0
52450 - LAUNDRY AND CLEANING SERVICES	721	0	520	520	520	0

# City of Colorado Springs Budget Detail Report

001 - GENERAL FUND  
Cultural Services

Acct # - Description	2019 Actual	2020 Actual	2021 Original Budget	* 2021 Amended Budget	2022 Budget	2022 Budget - * 2021 Amended Budget
52455 - LAWN MAINTENANCE SERVICE	285	855	0	0	0	0
52560 - PARKING SERVICES	21	25	600	600	600	0
52568 - BANK AND INVESTMENT FEES	0	12	0	0	0	0
52573 - CREDIT CARD FEES	223	31	0	0	0	0
52575 - SERVICES	61,544	170,056	41,834	41,834	41,834	0
52579 - INSPECTIONS	65	0	0	0	0	0
52590 - TEMPORARY EMPLOYMENT	24,267	18,126	15,000	15,000	15,000	0
52595 - TRANSPORTATION SERVICES	0	0	0	56,036	56,036	0
52605 - CAR MILEAGE	120	91	794	794	794	0
52615 - DUES AND MEMBERSHIP	2,885	2,029	3,188	3,188	3,188	0
52625 - MEETING EXPENSES IN TOWN	33,142	7,868	21,640	21,640	21,640	0
52630 - TRAINING	1,052	1,891	4,462	9,352	9,352	0
52635 - EMPLOYEE EDUCATIONL ASSISTANCE	3,304	0	0	0	0	0
52645 - SUBSCRIPTIONS	768	829	660	660	660	0
52655 - TRAVEL OUT OF TOWN	1,888	905	2,500	5,300	5,300	0
52731 - STATE CNTY PPRTA TAX	0	44	0	0	0	0
52736 - CELL PHONE AIRTIME	3	0	342	342	342	0
52738 - CELL PHONE BASE CHARGES	4,892	6,808	4,301	4,301	4,301	0
52770 - SAFETY EQUIPMENT	0	152	0	0	0	0
52775 - MINOR EQUIPMENT	2,300	15,786	19,948	24,123	24,123	0
52776 - PRINTER CONSOLIDATION COST	6,151	5,311	6,554	6,554	6,554	0
52795 - RENTAL OF EQUIPMENT	938	2,136	1,250	1,250	1,250	0
52872 - MAINT FLEET VEHICLES EQP	179	0	1,500	1,500	1,500	0
52874 - OFFICE SERVICES PRINTING	10,969	7,777	10,139	10,139	10,139	0
52999 - COVID19 OPER REIMB	0	(29,359)	0	0	0	0
<b>Operating Total</b>	<b>361,651</b>	<b>457,367</b>	<b>440,053</b>	<b>531,643</b>	<b>531,643</b>	<b>0</b>
<b>Capital Outlay</b>						
53080 - VEHICLES ADDITIONS	0	60,000	0	0	0	0
<b>Capital Outlay Total</b>	<b>0</b>	<b>60,000</b>	<b>0</b>	<b>0</b>	<b>0</b>	<b>0</b>
<b>Total Expense</b>	<b>2,000,653</b>	<b>2,298,895</b>	<b>2,442,222</b>	<b>2,540,542</b>	<b>2,763,686</b>	<b>223,144</b>
<b>CIP Total</b>	<b>0</b>	<b>0</b>	<b>0</b>	<b>3,000,000</b>	<b>0</b>	<b>(3,000,000)</b>
<b>Grand Total</b>	<b>2,000,653</b>	<b>2,298,895</b>	<b>2,442,222</b>	<b>5,540,542</b>	<b>2,763,686</b>	<b>(2,776,856)</b>
<b>Revenue</b>						
45247 - PARK AND REC PERMITS LICENSES	0	0	4,000	4,000	4,000	0
45768 - UNCLAIMED PROPERTY DISPOSITION	350	0	0	0	0	0
45907 - SPECIAL EVENTS	5,469	1,515	5,500	5,500	5,500	0
46171 - REIMBURSEMENT FROM GRANTS	15,000	0	113,808	113,808	113,808	0
46172 - REIMBURSEMENT FROM GIFT TRUSTS	528,597	570,291	429,291	429,291	429,291	0
<b>Total Revenue</b>	<b>549,416</b>	<b>571,806</b>	<b>552,599</b>	<b>552,599</b>	<b>552,599</b>	<b>0</b>

\* 2021 Amended Budget as of 8/13/2021, which includes the reinstatement of budget that had been reduced during 2020 and 2021 due to the economic shutdown and revenue loss as a result of the COVID-19 pandemic

# City of Colorado Springs Budget Detail Report

## 119 - CONSERVATION TRUST

### Cultural Services

Acct # - Description	2019 Actual	2020 Actual	2021 Original Budget	* 2021 Amended Budget	2022 Budget	2022 Budget - * 2021 Amended Budget
<b>Salaries/Benefits/Pensions</b>						
51205 - CIVILIAN SALARIES	0	72,810	71,906	71,906	87,324	15,418
51210 - OVERTIME	0	156	0	0	0	0
51220 - SEASONAL TEMPORARY	0	40,601	50,000	50,000	50,000	0
51230 - SHIFT DIFFERENTIAL	0	66	0	0	0	0
51260 - VACATION BUY PAY OUT	0	819	0	0	0	0
51299 - SALARIES REIMBURSEMENTS	0	(788)	0	0	0	0
51610 - PERA	0	15,137	17,329	17,329	19,900	2,571
51615 - WORKERS COMPENSATION	0	4,492	3,329	3,329	4,107	778
51620 - EQUITABLE LIFE INSURANCE	0	193	212	212	234	22
51640 - DENTAL INSURANCE	0	806	723	723	810	87
51690 - MEDICARE	0	1,578	1,767	1,767	1,991	224
51695 - CITY EPO MEDICAL PLAN	0	8,789	9,434	9,434	10,244	810
51696 - ADVANTAGE HD MED PLAN	0	9,189	9,099	9,099	9,854	755
51697 - HRA BENEFIT TO ADV MED PLAN	0	572	563	563	562	(1)
<b>Salaries/Benefits/Pensions Total</b>	<b>0</b>	<b>154,420</b>	<b>164,362</b>	<b>164,362</b>	<b>185,026</b>	<b>20,664</b>
<b>Operating</b>						
52125 - GENERAL SUPPLIES	0	1,267	1,000	1,000	1,000	0
52185 - AGGREGATE MATERIAL	0	899	1,000	1,000	1,000	0
52415 - CONTRACTS AND SPEC PROJECTS	0	1,698	1,600	1,600	1,600	0
52770 - SAFETY EQUIPMENT	0	701	500	500	500	0
52775 - MINOR EQUIPMENT	0	1,425	1,500	1,500	1,500	0
<b>Operating Total</b>	<b>0</b>	<b>5,990</b>	<b>5,600</b>	<b>5,600</b>	<b>5,600</b>	<b>0</b>
<b>Total Expense</b>	<b>0</b>	<b>160,410</b>	<b>169,962</b>	<b>169,962</b>	<b>190,626</b>	<b>20,664</b>
<b>CIP Total</b>	<b>31,663</b>	<b>16,830</b>	<b>20,000</b>	<b>20,000</b>	<b>20,000</b>	<b>0</b>
<b>Grand Total</b>	<b>31,663</b>	<b>177,240</b>	<b>189,962</b>	<b>189,962</b>	<b>210,626</b>	<b>20,664</b>

\* 2021 Amended Budget as of 8/13/2021, which includes the reinstatement of budget that had been reduced during 2020 and 2021 due to the economic shutdown and revenue loss as a result of the COVID-19 pandemic



# Design and Development

**Britt Haley, Manager** | (719) 385-6530 | Britt.Haley@coloradosprings.gov

## All Funds Summary

All Funds	Use of Funds	2020	2021	* 2021	2022	2022 Budget - * 2021 Amended Budget
		Actual	Original Budget	Amended Budget		
	General Fund	\$548,826	\$621,824	\$556,362	\$739,285	\$182,923
	General Fund - CIP	3,361,580	0	0	0	0
	Trails, Parks, and Open Space (TOPS)	330,415	297,677	297,677	370,225	72,548
	Trails, Parks, and Open Space (TOPS) - CIP	13,396,426	2,597,443	5,394,556	2,565,000	(2,829,556)
	Conservation Trust Fund (CTF) - CIP	424,634	0	0	0	0
	Grants Fund**	2,115,138	150,000	150,000	2,500,000	2,350,000
	PLDO - CIP	269,208	312,928	312,928	4,417,479	4,104,551
	PPRTA - CIP	1,888,827	0	0	0	0
	<b>Total</b>	<b>\$22,335,054</b>	<b>\$3,979,872</b>	<b>\$6,711,523</b>	<b>\$10,591,989</b>	<b>\$3,880,466</b>
	<b>Positions</b>					
	General Fund	6.00	6.00	6.00	6.00	0.00
	Other Funds	2.00	2.00	2.00	2.00	0.00
	<b>Total</b>	<b>8.00</b>	<b>8.00</b>	<b>8.00</b>	<b>8.00</b>	<b>0.00</b>

\* 2021 Amended Budget as of 8/13/2021, which includes the reinstatement of budget that had been reduced during 2020 and 2021 due to the economic shutdown and revenue loss as a result of the COVID-19 pandemic

\*\* The Grants Fund includes appropriation for new grant funding, and may include re-appropriation of prior year grants not awarded, as well as local match. However, the CIP table on a subsequent page of this narrative reflects only new grant funding. See Grants Overview for more information.

## Significant Changes vs. 2021

- Increase of approximately \$183,000 in the General Fund mainly to fund existing positions, pay for performance and movements within the salary structure, medical cost adjustments, and removal of the hiring delay in 2021
- Increase of approximately \$70,000 in the Trails, Parks, and Open Space (TOPS) Fund mainly to fund existing positions, pay for performance and movements within the salary structure, and medical cost adjustments
- Net decrease of approximately \$2.8 million in TOPS - CIP to remove a supplemental appropriation in 2021 for land acquisition and to reflect funding planned for 2022 CIP projects
- Increase of approximately \$2.4 million in Grants to reflect anticipated grant awards
- Net increase of approximately \$4.1 million in PLDO - CIP to fund the Coleman Park Design and Master Plan Implementation

## Design and Development - Overview

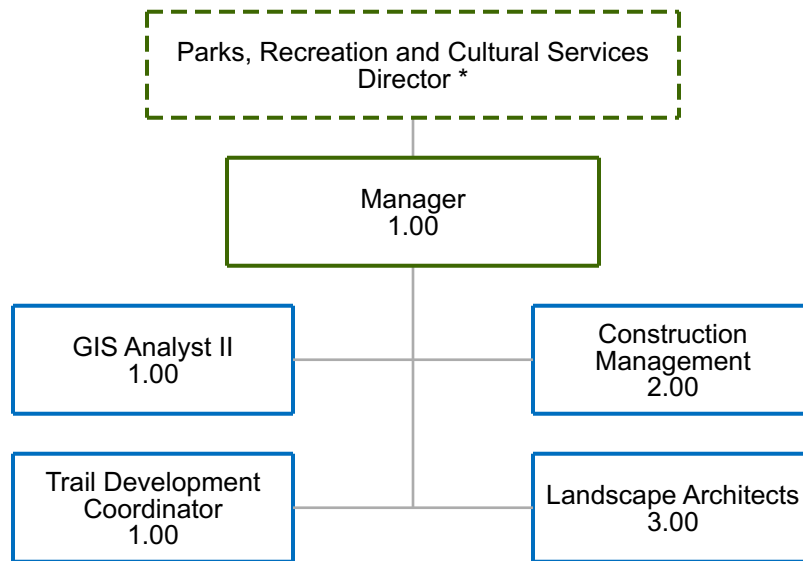
---

Design and Development provides planning and construction management services for parks, trails, and open spaces funded by a number of sources including the Trails, Open Space and Parks (TOPS) Program. Responsibilities of the Design and Development staff include:

- Design and build neighborhood parks, community parks, and sports complexes, including recreation facilities such as spraygrounds, playgrounds, skate parks, pavilions, and ball fields;
- Provide complete cost-efficient construction drawings and specifications;
- Provide support for development of trails in accordance with the Multi-Use Trails Master Plan;
- Ensure that new and renovated park development projects are completed in a safe and financially responsible manner according to current construction standards;
- Review incoming TOPS Program acquisition applications and determine which properties will present the best overall value to the citizens of Colorado Springs. Continue to work with the citizens of Colorado Springs to develop usable and meaningful master and management plans.

## Design and Development - Organizational Chart

---



\* The Parks, Recreation and Cultural Services Director position is funded as part of the PRCS Recreation and Administration budget. This position is not reflected in the position count in the Budget Summary on the following page.

The sections below provide a summary of the Budget, authorized positions, changes that occurred after the budget was implemented for 2021, and changes occurring as part of the 2022 Budget for each fund, including the General Fund, Trails, Open Space and Parks (TOPS), Conservation Trust Fund (CTF) - CIP and Grants.

## Design and Development - General Fund: Summary, Funding, and Position Changes

General Fund	Use of Funds	2019 Actual	2020 Actual	2021 Original Budget	* 2021 Amended Budget	2022 Budget	2022 Budget - * 2021 Amended Budget
	Salary/Benefits/Pensions	\$583,870	\$548,110	\$618,824	\$553,362	\$736,285	\$182,923
	Operating	703	716	3,000	3,000	3,000	0
	<b>Total</b>	<b>\$584,573</b>	<b>\$548,826</b>	<b>\$621,824</b>	<b>\$556,362</b>	<b>\$739,285</b>	<b>\$182,923</b>
	CIP	\$683,641	\$3,361,580	\$0	\$0	\$0	\$0
	<b>Grand Total</b>	<b>\$1,268,214</b>	<b>\$3,910,406</b>	<b>\$621,824</b>	<b>\$556,362</b>	<b>\$739,285</b>	<b>\$182,923</b>
	Position Title	2020 Actual	2021 Original Budget	* 2021 Amended Budget	2022 Budget	2022 Budget - * 2021 Amended Budget	
Capital Projects Coordinator	0.50	0.50	0.50	0.50	0.00		
Construction Project Specialist	1.00	1.00	1.00	1.00	0.00		
GIS Analyst II	1.00	1.00	1.00	1.00	0.00		
Landscape Architect II	1.00	1.00	2.00	2.00	0.00		
Parks Development Manager	0.50	0.50	0.50	0.50	0.00		
Senior Landscape Architect	1.00	1.00	1.00	1.00	0.00		
Staff Assistant	1.00	1.00	0.00	0.00	0.00		
<b>Total Positions</b>	<b>6.00</b>	<b>6.00</b>	<b>6.00</b>	<b>6.00</b>	<b>0.00</b>		

\* 2021 Amended Budget as of 8/13/2021, which includes the reinstatement of budget that had been reduced during 2020 and 2021 due to the economic shutdown and revenue loss as a result of the COVID-19 pandemic

## Design and Development - General Fund: Summary, Funding, and Position Changes

Funding Changes	During 2021	* 2021 Amended - 2021 Original Budget
	Transfer 1.00 FTE Staff Assistant from Design and Development division to Recreation and Administration division	(\$68,498)
	Removal of 50% of the hiring delay that reduced the salary budget during 2020 and carried forward into the 2021 original budget due to the economic shutdown and revenue loss as a result of the COVID-19 pandemic	3,036
	<b>Total During 2021</b>	<b>(\$65,462)</b>
	For 2022	2022 Budget - * 2021 Amended Budget
	<b>Salaries/Benefits/Pensions</b>	
	Net change to fund existing positions	\$143,345
	Increase to fund market movement, pay for performance, and pay progression	31,953
	Increase to fund medical cost adjustments	4,589
	Increase to fund the removal of the remaining 50% prior year hiring delay	3,036
<b>Total Salaries/Benefits/Pensions</b>	<b>\$182,923</b>	
<b>Operating</b>		
None	\$0	
<b>Total Operating</b>	<b>\$0</b>	
<b>CIP</b>		
None	\$0	
<b>Total CIP</b>	<b>\$0</b>	
<b>Total For 2022</b>	<b>\$182,923</b>	

Position Changes	During 2021	* 2021 Amended - 2021 Original Budget
	Transfer of 1.00 FTE, Staff Assistant, from Design and Development division to Recreation and Administration division	(1.00)
	Add 1.00 FTE Landscape Architect II	1.00
	<b>Total During 2021</b>	<b>0.00</b>
	For 2022	2022 Budget - * 2021 Amended Budget
None	0.00	
<b>Total For 2022</b>	<b>0.00</b>	

\* 2021 Amended Budget as of 8/13/2021, which includes the reinstatement of budget that had been reduced during 2020 and 2021 due to the economic shutdown and revenue loss as a result of the COVID-19 pandemic

## Design and Development - TOPS Fund: Summary, Funding, and Position Changes

TOPS Fund	Use of Funds	2019 Actual	2020 Actual	2021 Original Budget	* 2021 Amended Budget	2022 Budget	2022 Budget - * 2021 Amended Budget
	Salary/Benefits/Pensions	\$215,255	\$240,377	\$251,097	\$251,097	\$321,460	\$70,363
	Operating	64,624	90,038	46,580	46,580	48,765	2,185
	Capital Outlay	269	0	0	0	0	0
	<b>Total</b>	<b>\$280,148</b>	<b>\$330,415</b>	<b>\$297,677</b>	<b>\$297,677</b>	<b>\$370,225</b>	<b>\$72,548</b>
	CIP	\$2,498,710	\$13,396,426	\$2,597,443	\$5,394,556	\$2,565,000	(\$2,829,556)
	<b>Grand Total</b>	<b>\$2,778,858</b>	<b>\$13,726,841</b>	<b>\$2,895,120</b>	<b>\$5,692,233</b>	<b>\$2,935,225</b>	<b>(\$2,757,008)</b>
	Position Title	2020 Actual	2021 Original Budget	* 2021 Amended Budget	2022 Budget	2022 Budget - * 2021 Amended Budget	
	Capital Projects Coordinator	0.50	0.50	0.50	0.50	0.00	
	Parks Development Manager	0.50	0.50	0.50	0.50	0.00	
Trail Development Coordinator	1.00	1.00	1.00	1.00	0.00		
<b>Total Positions</b>	<b>2.00</b>	<b>2.00</b>	<b>2.00</b>	<b>2.00</b>	<b>0.00</b>		

\* 2021 Amended Budget as of 8/13/2021, which includes the reinstatement of budget that had been reduced during 2020 and 2021 due to the economic shutdown and revenue loss as a result of the COVID-19 pandemic

## Design and Development - TOPS Fund: Summary, Funding, and Position Changes

TOPS Funding Changes	During 2021		* 2021 Amended - 2021 Original Budget
	Supplemental appropriation for land acquisition for Pikeview at Mountain Shadows		\$2,797,113
	<b>Total During 2021</b>		<b>\$2,797,113</b>
	For 2022		2022 Budget - * 2021 Amended Budget
	Salaries/Benefits/Pensions		
	Net change to fund existing positions		\$48,565
	Increase to fund market movement, pay for performance, and pay progression		19,648
	Increase to fund medical cost adjustments		2,150
	<b>Total Salaries/Benefits/Pensions</b>		<b>\$70,363</b>
	Operating		
	Increase to match anticipated expenditures		\$2,185
	<b>Total Operating</b>		<b>\$2,185</b>
	Capital Outlay		
	None		\$0
	<b>Total Capital Outlay</b>		<b>\$0</b>
	CIP		
	Removal of 2021 supplemental appropriation for land acquisition		(\$2,797,113)
	Decrease to reflect funding planned for 2022 CIP		(32,443)
	<b>Total CIP</b>		<b>(\$2,829,556)</b>
	<b>Total For 2022</b>		<b>(\$2,757,008)</b>

TOPS Position Changes	During 2021		* 2021 Amended - 2021 Original Budget
	None		0.00
	<b>Total During 2021</b>		<b>0.00</b>
	For 2022		2022 Budget - * 2021 Amended Budget
	None		0.00
<b>Total For 2022</b>		<b>0.00</b>	

\* 2021 Amended Budget as of 8/13/2021, which includes the reinstatement of budget that had been reduced during 2020 and 2021 due to the economic shutdown and revenue loss as a result of the COVID-19 pandemic

## Design and Development - Conservation Trust Fund: Summary, Funding, and Position Changes

CTF Fund	Use of Funds	2019 Actual	2020 Actual	2021 Original Budget	* 2021 Amended Budget	2022 Budget	2022 Budget - * 2021 Amended Budget
	CIP	\$154,924	\$424,634	\$0	\$0	\$0	\$0
	<b>Total</b>	<b>\$154,924</b>	<b>\$424,634</b>	<b>\$0</b>	<b>\$0</b>	<b>\$0</b>	<b>\$0</b>

CTF Funding Changes	During 2021	* 2021 Amended - 2021 Original Budget
	None	\$0
	<b>Total During 2021</b>	<b>\$0</b>
CTF Funding Changes	For 2022	2022 Budget - * 2021 Amended Budget
	CIP	
	None	\$0
	<b>Total CIP</b>	<b>\$0</b>
<b>Total For 2022</b>	<b>\$0</b>	

\* 2021 Amended Budget as of 8/13/2021, which includes the reinstatement of budget that had been reduced during 2020 and 2021 due to the economic shutdown and revenue loss as a result of the COVID-19 pandemic

## Design and Development - Grants Fund: Summary and Funding Changes

Grants Fund	Use of Funds	2019 Actual	2020 Actual	2021 Original Budget	* 2021 Amended Budget	2022 Budget	2022 Budget - * 2021 Amended Budget
	Grants Fund**	\$96,300	\$2,115,138	\$150,000	\$150,000	\$2,500,000	\$2,350,000
	<b>Total</b>	<b>\$96,300</b>	<b>\$2,115,138</b>	<b>\$150,000</b>	<b>\$150,000</b>	<b>\$2,500,000</b>	<b>\$2,350,000</b>

\*\* The Grants Fund includes appropriation for new grant funding, and may include re-appropriation of prior year grants not awarded, as well as local match. However, the CIP table on a subsequent page of this narrative reflects only new grant funding. See Grants Overview for more information.

Funding Changes	During 2021	* 2021 Amended - 2021 Original Budget
	None	\$0
	<b>Total During 2021</b>	<b>\$0</b>
Funding Changes	For 2022	2022 Budget - * 2021 Amended Budget
	Increase to reflect anticipated 2022 operating grant awards	\$2,350,000
	<b>Total For 2022</b>	<b>\$2,350,000</b>

\* 2021 Amended Budget as of 8/13/2021, which includes the reinstatement of budget that had been reduced during 2020 and 2021 due to the economic shutdown and revenue loss as a result of the COVID-19 pandemic

## Design and Development - PPRTA: Summary

PPRTA	Use of Funds	2019 Actual	2020 Actual	2021 Original Budget	* 2021 Amended Budget	2022 Budget	2022 Budget - * 2021 Amended Budget
	Capital †	\$451,534	\$1,888,827	\$0	\$0	\$0	\$0
	<b>Total</b>	<b>\$451,534</b>	<b>\$1,888,827</b>	<b>\$0</b>	<b>\$0</b>	<b>\$0</b>	<b>\$0</b>
† The PPRTA capital projects for the budget year are listed below in the CIP table. 2019 and 2020 Actual reported above are tracked in the City's financial system. These amounts may differ from the PPRTA Financial Statements.							
The PPRTA budget, funded by a one-cent sales tax, is not appropriated by the City. However, to reflect total funding dedicated for capital projects and maintenance of the City's transportation system, relevant PPRTA expenditures are included in this document.							

\* 2021 Amended City Budget as of 8/13/2021, which includes the reinstatement of budget that had been reduced during 2020 and 2021 due to the economic shutdown and revenue loss as a result of the COVID-19 pandemic

## Design and Development - CIP Program

CIP Program*	Project	PLDO	TOPS	Total Allocation
	Coleman Community Park Design and Master Plan Implementation	4,408,569		4,408,569
	Corral Bluffs/Jimmy Camp Creek Building Demolition		300,000	300,000
	Greenways at Sand Creek Park-Water Tap		110,000	110,000
	Open Space Acquisition		70,000	70,000
	Open Space Wayfinding Signage Package/Implementation		200,000	200,000
	Panorama Park Construction-Contingency		285,000	285,000
	PLDO Investment Fees	8,910		8,910
	TOPS 2022 Trails		1,600,000	1,600,000
	<b>Total 2022 CIP</b>	<b>\$4,417,479</b>	<b>\$2,565,000</b>	<b>\$6,982,479</b>

\* The funding of the CIP projects is for the current budget year and may not reflect the total project cost. For a citywide comprehensive list of CIP projects, refer to the CIP section of the Budget.



# City of Colorado Springs Budget Detail Report

## 001 - GENERAL FUND Design and Development

Acct # - Description	2019 Actual	2020 Actual	2021 Original Budget	* 2021 Amended Budget	2022 Budget	2022 Budget - * 2021 Amended Budget
<b>Salaries/Benefits/Pensions</b>						
51205 - CIVILIAN SALARIES	454,327	436,580	479,403	434,520	570,386	135,866
51210 - OVERTIME	602	0	0	0	0	0
51260 - VACATION BUY PAY OUT	58	2,866	0	0	0	0
51299 - SALARIES REIMBURSEMENTS	(2,042)	(2,765)	0	0	0	0
51610 - PERA	60,763	60,142	69,036	62,222	81,715	19,493
51615 - WORKERS COMPENSATION	7,276	6,658	6,783	6,663	8,806	2,143
51620 - EQUITABLE LIFE INSURANCE	1,290	1,200	1,814	1,650	2,068	418
51640 - DENTAL INSURANCE	2,344	1,778	2,410	1,882	2,520	638
51690 - MEDICARE	6,446	6,264	7,039	6,344	8,183	1,839
51695 - CITY EPO MEDICAL PLAN	14,468	14,835	16,159	16,159	23,582	7,423
51696 - ADVANTAGE HD MED PLAN	36,116	19,569	34,430	22,922	37,275	14,353
51697 - HRA BENEFIT TO ADV MED PLAN	2,222	983	1,750	1,000	1,750	750
<b>Salaries/Benefits/Pensions Total</b>	<b>583,870</b>	<b>548,110</b>	<b>618,824</b>	<b>553,362</b>	<b>736,285</b>	<b>182,923</b>
<b>Operating</b>						
52125 - GENERAL SUPPLIES	0	0	450	450	450	0
52607 - CELL PHONE ALLOWANCE	600	570	1,550	1,550	1,550	0
52610 - PROFESSIONAL LICENSES	0	0	1,000	1,000	1,000	0
52615 - DUES AND MEMBERSHIP	103	103	0	0	0	0
52625 - MEETING EXPENSES IN TOWN	0	43	0	0	0	0
<b>Operating Total</b>	<b>703</b>	<b>716</b>	<b>3,000</b>	<b>3,000</b>	<b>3,000</b>	<b>0</b>
<b>Total Expense</b>	<b>584,573</b>	<b>548,826</b>	<b>621,824</b>	<b>556,362</b>	<b>739,285</b>	<b>182,923</b>
<b>CIP Total</b>	<b>683,641</b>	<b>3,361,580</b>	<b>0</b>	<b>0</b>	<b>0</b>	<b>0</b>
<b>Grand Total</b>	<b>1,268,214</b>	<b>3,910,406</b>	<b>621,824</b>	<b>556,362</b>	<b>739,285</b>	<b>182,923</b>

\* 2021 Amended Budget as of 8/13/2021, which includes the reinstatement of budget that had been reduced during 2020 and 2021 due to the economic shutdown and revenue loss as a result of the COVID-19 pandemic

# City of Colorado Springs Budget Detail Report

## 118 - TRAILS/OPEN SPACE/PARKS FUND Design and Development

Acct # - Description	2019 Actual	2020 Actual	2021 Original Budget	* 2021 Amended Budget	2022 Budget	2022 Budget - * 2021 Amended Budget
<b>Salaries/Benefits/Pensions</b>						
51205 - CIVILIAN SALARIES	161,108	184,128	190,758	190,758	245,247	54,489
51210 - OVERTIME	26	1,179	0	0	0	0
51220 - SEASONAL TEMPORARY	4,704	801	5,000	5,000	5,000	0
51260 - VACATION BUY PAY OUT	0	1,171	0	0	0	0
51299 - SALARIES REIMBURSEMENTS	0	(1,126)	0	0	0	0
51610 - PERA	22,946	26,405	27,837	27,837	36,242	8,405
51615 - WORKERS COMPENSATION	3,053	3,319	3,382	3,382	3,830	448
51620 - EQUITABLE LIFE INSURANCE	459	514	641	641	765	124
51640 - DENTAL INSURANCE	833	876	933	933	1,170	237
51690 - MEDICARE	2,439	2,755	2,839	2,839	3,629	790
51695 - CITY EPO MEDICAL PLAN	8,195	8,133	9,181	9,181	9,955	774
51696 - ADVANTAGE HD MED PLAN	10,769	11,437	13,313	13,313	18,097	4,784
51697 - HRA BENEFIT TO ADV MED PLAN	723	785	813	813	1,125	312
51699 - BENEFITS REIMBURSEMENT	0	0	(3,600)	(3,600)	(3,600)	0
<b>Salaries/Benefits/Pensions Total</b>	<b>215,255</b>	<b>240,377</b>	<b>251,097</b>	<b>251,097</b>	<b>321,460</b>	<b>70,363</b>
<b>Operating</b>						
52110 - OFFICE SUPPLIES	2,367	82	1,300	1,300	1,300	0
52111 - PAPER SUPPLIES	0	0	400	400	400	0
52122 - CELL PHONES EQUIP AND SUPPLIES	0	831	0	0	0	0
52125 - GENERAL SUPPLIES	10,683	6,425	1,000	1,000	1,000	0
52135 - POSTAGE	733	196	300	300	300	0
52265 - MAINT BUILDINGS AND STRUCTURE	1,915	1,462	0	0	0	0
52305 - MAINT SOFTWARE	3,496	2,617	4,000	4,000	4,000	0
52415 - CONTRACTS AND SPEC PROJECTS	0	51,685	0	0	2,500	2,500
52465 - MISCELLANEOUS SERVICES	239	656	0	0	0	0
52568 - BANK AND INVESTMENT FEES	7,664	10,199	28,380	28,380	15,510	(12,870)
52575 - SERVICES	29,757	12,688	6,000	6,000	6,000	0
52605 - CAR MILEAGE	0	0	300	300	300	0
52610 - PROFESSIONAL LICENSES	0	0	1,000	1,000	1,000	0
52615 - DUES AND MEMBERSHIP	505	0	600	600	600	0
52625 - MEETING EXPENSES IN TOWN	2,191	0	0	0	0	0
52630 - TRAINING	605	294	1,000	1,000	1,000	0
52655 - TRAVEL OUT OF TOWN	2,640	821	0	0	0	0
52738 - CELL PHONE BASE CHARGES	1,047	1,259	1,500	1,500	1,500	0
52770 - SAFETY EQUIPMENT	0	151	0	0	0	0
52775 - MINOR EQUIPMENT	0	0	500	500	13,055	12,555
52874 - OFFICE SERVICES PRINTING	782	672	300	300	300	0
<b>Operating Total</b>	<b>64,624</b>	<b>90,038</b>	<b>46,580</b>	<b>46,580</b>	<b>48,765</b>	<b>2,185</b>
<b>Capital Outlay</b>						
53030 - FURNITURE AND FIXTURES	269	0	0	0	0	0
<b>Capital Outlay Total</b>	<b>269</b>	<b>0</b>	<b>0</b>	<b>0</b>	<b>0</b>	<b>0</b>
<b>Total Expense</b>	<b>280,148</b>	<b>330,415</b>	<b>297,677</b>	<b>297,677</b>	<b>370,225</b>	<b>72,548</b>
<b>CIP Total</b>	<b>2,498,710</b>	<b>13,396,426</b>	<b>2,597,443</b>	<b>5,394,556</b>	<b>2,565,000</b>	<b>(2,829,556)</b>
<b>Grand Total</b>	<b>2,778,858</b>	<b>13,726,841</b>	<b>2,895,120</b>	<b>5,692,233</b>	<b>2,935,225</b>	<b>(2,757,008)</b>

\* 2021 Amended Budget as of 8/13/2021, which includes the reinstatement of budget that had been reduced during 2020 and 2021 due to the economic shutdown and revenue loss as a result of the COVID-19 pandemic

# Forestry

Dennis Will, City Forester | (719) 385-5942 | Dennis.Will@coloradosprings.gov

## All Funds Summary

All Funds	Use of Funds	2020 Actual	2021 Original Budget	* 2021 Amended Budget	2022 Budget	2022 Budget - * 2021 Amended Budget
	General Fund	\$1,636,804	\$2,056,237	\$2,292,039	\$2,441,529	\$149,490
Conservation Trust Fund (CTF)	85,677	99,999	99,999	109,660	9,661	
<b>Total</b>	<b>\$1,722,481</b>	<b>\$2,156,236</b>	<b>\$2,392,038</b>	<b>\$2,551,189</b>	<b>\$159,151</b>	
<b>Positions</b>						
General Fund	12.00	12.00	12.00	12.00	0.00	
Other Funds	1.00	1.00	1.00	1.00	0.00	
<b>Total</b>	<b>13.00</b>	<b>13.00</b>	<b>13.00</b>	<b>13.00</b>	<b>0.00</b>	

\* 2021 Amended Budget as of 8/13/2021, which includes the reinstatement of budget that had been reduced during 2020 and 2021 due to the economic shutdown and revenue loss as a result of the COVID-19 pandemic

## Significant Changes vs. 2021

- Increase of approximately \$150,000 in the General Fund mainly to fund existing positions, pay for performance and movements within the salary structure, medical cost adjustments, and removal of the hiring delay in 2021
- Increase of approximately \$10,000 in the Conservation Trust Fund (CTF) mainly to fund existing positions, pay for performance and movements within the salary structure, and medical cost adjustments

## Forestry - Overview

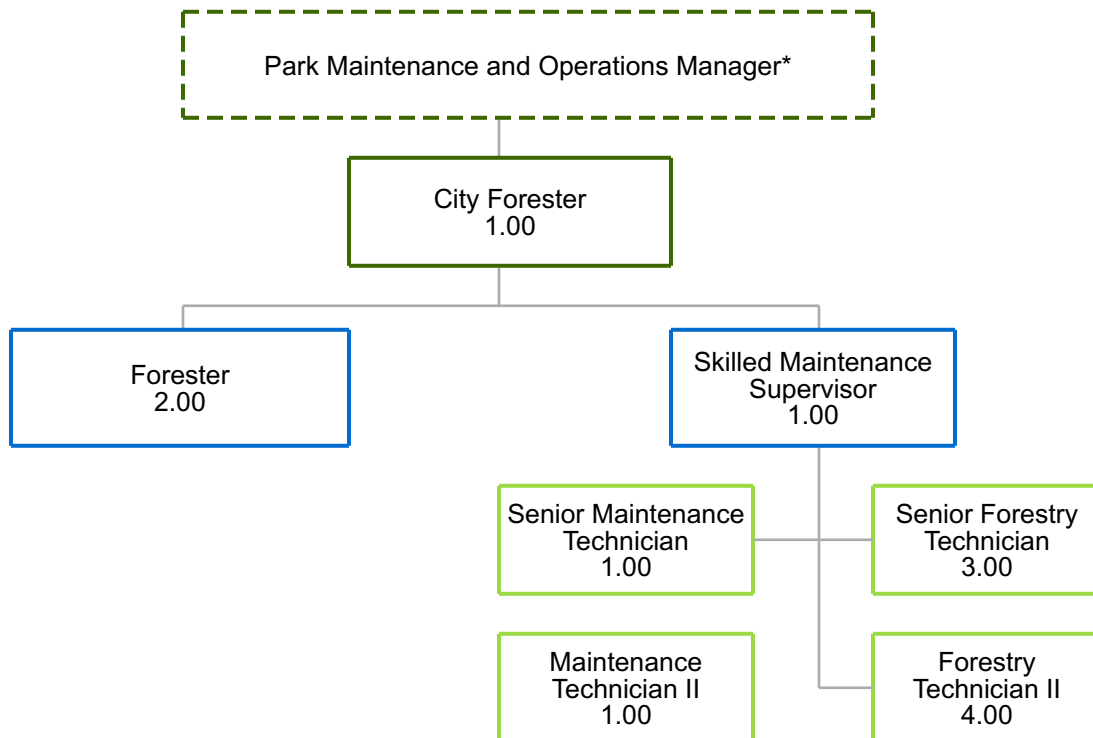
---

Forestry is responsible for the overall management of the urban forest and the native forest of the wildland/urban interface. Staff manages and maintains trees on the street rights-of-way and medians, urban parks, trail corridors, open spaces, and regional parks. The Forestry Division:

- Conducts tree maintenance such as pruning to maintain and enhance the health, vigor and aesthetic value of each individual tree
- Manages contracted services providing forest management and mitigation activities, urban tree and stump removals, and tree pruning and maintenance services
- Removes diseased, dead and dying trees for resident safety and health of the urban forest
- Provides for and enhances public safety by clearing traffic and school zone signs and visibility obstructions
- Provides emergency response and coordinates efforts to address weather-related tree failures
- Directs efforts to manage City rights-of-way and native medians

## Forestry - Organizational Chart

---



\* The Park Maintenance and Operations Manager position is funded as part of the Parks Maintenance and Operations budget. This position is not reflected in the position count in the Budget Summary on the following page.

The sections below provide a summary of the Budget, authorized positions, changes that occurred after the budget was implemented for 2021, and changes occurring as part of the 2022 Budget for each fund including the General Fund, Grants Fund, and Conservation Trust Fund.

## Forestry - General Fund: Summary, Funding, and Position Changes

General Fund	Use of Funds	2019 Actual	2020 Actual	2021 Original Budget	* 2021 Amended Budget	2022 Budget	2022 Budget - * 2021 Amended Budget
	Salary/Benefits/Pensions	\$974,408	\$1,013,693	\$1,134,917	\$1,161,419	\$1,369,438	\$208,019
	Operating	732,951	623,111	921,320	1,130,620	1,072,091	(58,529)
	<b>Total</b>	<b>\$1,707,359</b>	<b>\$1,636,804</b>	<b>\$2,056,237</b>	<b>\$2,292,039</b>	<b>\$2,441,529</b>	<b>\$149,490</b>
	Revenue	\$5,092	\$6,984	\$5,000	\$5,000	\$5,000	\$0
	Position Title	2020 Actual	2021 Original Budget	* 2021 Amended Budget	2022 Budget	2022 Budget - * 2021 Amended Budget	
	City Forester	1.00	1.00	1.00	1.00	0.00	
	Forester	2.00	2.00	2.00	2.00	0.00	
Forestry Technician II	3.00	3.00	3.00	3.00	0.00		
Maintenance Technician II	1.00	1.00	1.00	1.00	0.00		
Senior Forestry Technician	3.00	3.00	3.00	3.00	0.00		
Senior Maintenance Technician	1.00	1.00	1.00	1.00	0.00		
Skilled Maintenance Supervisor	1.00	1.00	1.00	1.00	0.00		
<b>Total Positions</b>	<b>12.00</b>	<b>12.00</b>	<b>12.00</b>	<b>12.00</b>	<b>0.00</b>		

\* 2021 Amended Budget as of 8/13/2021, which includes the reinstatement of budget that had been reduced during 2020 and 2021 due to the economic shutdown and revenue loss as a result of the COVID-19 pandemic

## Forestry - General Fund: Summary, Funding, and Position Changes

<b>Funding Changes</b>	<b>During 2021</b>	<b>* 2021 Amended - 2021 Original Budget</b>
	Reinstatement of operating budget that was reduced during 2020 and carried forward into the 2021 original budget due to the economic shutdown and revenue loss as a result of the COVID-19 pandemic	\$231,300
	Removal of 50% of the hiring delay that reduced the salary budget during 2020 and carried forward into the 2021 original budget due to the economic shutdown and revenue loss as a result of the COVID-19 pandemic	4,502
	<b>Total During 2021</b>	<b>\$235,802</b>
	<b>For 2022</b>	<b>2022 Budget - * 2021 Amended Budget</b>
	<b>Salaries/Benefits/Pensions</b>	
	Net change to fund existing positions	\$83,789
	Increase to fund market movement, pay for performance, and pay progression	50,272
	Increase to fund medical cost adjustments	10,929
	Increase to fund the removal of the remaining 50% prior year hiring delay	4,500
	Redistribution from Operating to fund increased seasonal support for tree care and watering	58,529
	<b>Total Salaries/Benefits/Pensions</b>	<b>\$208,019</b>
	<b>Operating</b>	
	Redistribution to Salaries/Benefits/Pensions to fund increased seasonal support for tree care and watering	(\$58,529)
<b>Total Operating</b>	<b>(\$58,529)</b>	
<b>Total For 2022</b>	<b>\$149,490</b>	

<b>Position Changes</b>	<b>During 2021</b>	<b>* 2021 Amended - 2021 Original Budget</b>
	None	0.00
	<b>Total During 2021</b>	<b>0.00</b>
	<b>For 2022</b>	<b>2022 Budget - * 2021 Amended Budget</b>
	None	0.00
	<b>Total For 2022</b>	<b>0.00</b>

\* 2021 Amended Budget as of 8/13/2021, which includes the reinstatement of budget that had been reduced during 2020 and 2021 due to the economic shutdown and revenue loss as a result of the COVID-19 pandemic

## Forestry - Conservation Trust Fund: Summary, Funding, and Position Changes

Conservation Trust Fund	Use of Funds	2019 Actual	2020 Actual	2021 Original Budget	* 2021 Amended Budget	2022 Budget	2022 Budget - * 2021 Amended Budget
	Salary/Benefits/Pensions	\$60,207	\$81,943	\$80,999	\$80,999	\$90,660	\$9,661
	Operating	10,302	3,734	19,000	19,000	19,000	0
	<b>Total</b>	<b>\$70,509</b>	<b>\$85,677</b>	<b>\$99,999</b>	<b>\$99,999</b>	<b>\$109,660</b>	<b>\$9,661</b>
	Position Title	2020 Actual	2021 Original Budget	* 2021 Amended Budget	2022 Budget	2022 Budget - * 2021 Amended Budget	
	Forestry Technician II	1.00	1.00	1.00	1.00	0.00	
	<b>Total Positions</b>	<b>1.00</b>	<b>1.00</b>	<b>1.00</b>	<b>1.00</b>	<b>0.00</b>	

Funding Changes	During 2021	* 2021 Amended - 2021 Original Budget
	None	\$0
	<b>Total During 2021</b>	<b>\$0</b>
	For 2022	2022 Budget - * 2021 Amended Budget
	<b>Salaries/Benefits/Pensions</b>	
	Net change to fund existing positions	\$4,918
	Increase to fund market movement, pay for performance, and pay progression	3,217
	Increase to fund medical cost adjustments	1,526
	<b>Total Salaries/Benefits/Pensions</b>	<b>\$9,661</b>
	<b>Operating</b>	
None	\$0	
<b>Total Operating</b>	<b>\$0</b>	
<b>Total For 2022</b>	<b>\$9,661</b>	

Position Changes	During 2021	* 2021 Amended - 2021 Original Budget
	None	0.00
	<b>Total During 2021</b>	<b>0.00</b>
	For 2022	2022 Budget - * 2021 Amended Budget
	None	0.00
<b>Total For 2022</b>	<b>0.00</b>	

\* 2021 Amended Budget as of 8/13/2021, which includes the reinstatement of budget that had been reduced during 2020 and 2021 due to the economic shutdown and revenue loss as a result of the COVID-19 pandemic

# City of Colorado Springs Budget Detail Report

001 - GENERAL FUND  
Forestry

Acct # - Description	2019 Actual	2020 Actual	2021 Original Budget	* 2021 Amended Budget	2022 Budget	2022 Budget - * 2021 Amended Budget
<b>Salaries/Benefits/Pensions</b>						
51205 - CIVILIAN SALARIES	621,707	670,984	711,177	715,679	822,233	106,554
51210 - OVERTIME	6,129	4,090	0	0	0	0
51220 - SEASONAL TEMPORARY	59,364	44,423	76,060	98,060	156,589	58,529
51245 - RETIREMENT TERM VACATION	3,132	0	0	0	0	0
51260 - VACATION BUY PAY OUT	3,982	4,874	0	0	0	0
51299 - SALARIES REIMBURSEMENTS	(6,030)	(5,768)	4,500	4,500	4,500	0
51610 - PERA	90,924	96,818	113,219	113,219	140,423	27,204
51615 - WORKERS COMPENSATION	56,410	62,368	62,891	62,891	70,921	8,030
51620 - EQUITABLE LIFE INSURANCE	1,751	1,828	2,584	2,584	2,872	288
51640 - DENTAL INSURANCE	5,162	5,153	6,032	6,032	5,880	(152)
51690 - MEDICARE	9,641	10,068	11,545	11,545	14,063	2,518
51695 - CITY EPO MEDICAL PLAN	12,417	16,266	18,362	18,362	19,883	1,521
51696 - ADVANTAGE HD MED PLAN	103,318	96,306	121,297	121,297	125,074	3,777
51697 - HRA BENEFIT TO ADV MED PLAN	6,501	6,283	7,250	7,250	7,000	(250)
<b>Salaries/Benefits/Pensions Total</b>	<b>974,408</b>	<b>1,013,693</b>	<b>1,134,917</b>	<b>1,161,419</b>	<b>1,369,438</b>	<b>208,019</b>
<b>Operating</b>						
52110 - OFFICE SUPPLIES	466	544	500	500	500	0
52122 - CELL PHONES EQUIP AND SUPPLIES	0	432	0	0	0	0
52125 - GENERAL SUPPLIES	18,141	3,359	12,249	12,249	12,249	0
52135 - POSTAGE	9	27	350	350	350	0
52140 - WEARING APPAREL	760	0	1,200	1,200	1,200	0
52145 - PAINT AND CHEMICAL	4,925	3,557	6,250	6,250	6,250	0
52160 - FUEL	0	61	0	0	0	0
52190 - JANITORIAL SUPPLIES	217	0	0	0	0	0
52204 - TREE REPLACEMENT	3,206	0	4,000	4,000	4,000	0
52210 - MAINT TREES	389,144	409,758	569,879	686,879	622,344	(64,535)
52455 - LAWN MAINTENANCE SERVICE	276,776	186,319	307,700	400,000	400,000	0
52560 - PARKING SERVICES	17	24	0	0	0	0
52568 - BANK AND INVESTMENT FEES	12	48	0	0	0	0
52575 - SERVICES	22,407	357	0	0	0	0
52607 - CELL PHONE ALLOWANCE	600	570	400	400	400	0
52615 - DUES AND MEMBERSHIP	1,050	572	800	800	800	0
52625 - MEETING EXPENSES IN TOWN	67	0	0	0	0	0
52630 - TRAINING	2,136	1,988	3,000	3,000	3,000	0
52655 - TRAVEL OUT OF TOWN	0	124	0	0	0	0
52736 - CELL PHONE AIRTIME	256	0	0	0	0	0
52738 - CELL PHONE BASE CHARGES	4,757	5,105	4,707	4,707	10,713	6,006
52770 - SAFETY EQUIPMENT	5,174	3,014	4,485	4,485	4,485	0
52775 - MINOR EQUIPMENT	2,555	2,723	5,800	5,800	5,800	0
52795 - RENTAL OF EQUIPMENT	0	4,500	0	0	0	0
52874 - OFFICE SERVICES PRINTING	276	29	0	0	0	0
<b>Operating Total</b>	<b>732,951</b>	<b>623,111</b>	<b>921,320</b>	<b>1,130,620</b>	<b>1,072,091</b>	<b>(58,529)</b>
<b>Grand Total</b>	<b>1,707,359</b>	<b>1,636,804</b>	<b>2,056,237</b>	<b>2,292,039</b>	<b>2,441,529</b>	<b>149,490</b>



# City of Colorado Springs Budget Detail Report

001 - GENERAL FUND  
Forestry

Acct # - Description	2019 Actual	2020 Actual	2021 Original Budget	* 2021 Amended Budget	2022 Budget	2022 Budget - * 2021 Amended Budget
<b>Revenue</b>						
43050 - DAMAGED TREES AND SHRUBS	5,092	5,744	5,000	5,000	5,000	0
44040 - SALE OF PROPERTY	0	1,240	0	0	0	0
<b>Total Revenue</b>	<b>5,092</b>	<b>6,984</b>	<b>5,000</b>	<b>5,000</b>	<b>5,000</b>	<b>0</b>

\* 2021 Amended Budget as of 8/13/2021, which includes the reinstatement of budget that had been reduced during 2020 and 2021 due to the economic shutdown and revenue loss as a result of the COVID-19 pandemic

# City of Colorado Springs Budget Detail Report

## 119 - CONSERVATION TRUST Forestry

Acct # - Description	2019 Actual	2020 Actual	2021 Original Budget	* 2021 Amended Budget	2022 Budget	2022 Budget - * 2021 Amended Budget
<b>Salaries/Benefits/Pensions</b>						
51205 - CIVILIAN SALARIES	38,276	48,316	50,072	50,072	56,555	6,483
51210 - OVERTIME	344	953	0	0	0	0
51220 - SEASONAL TEMPORARY	0	2,531	0	0	0	0
51260 - VACATION BUY PAY OUT	904	940	0	0	0	0
51610 - PERA	5,148	7,368	7,119	7,119	8,190	1,071
51615 - WORKERS COMPENSATION	2,566	3,510	3,256	3,256	3,704	448
51620 - EQUITABLE LIFE INSURANCE	104	131	170	170	191	21
51640 - DENTAL INSURANCE	376	511	544	544	540	(4)
51690 - MEDICARE	502	692	726	726	820	94
51695 - CITY EPO MEDICAL PLAN	4,018	0	0	0	0	0
51696 - ADVANTAGE HD MED PLAN	7,650	16,266	18,362	18,362	19,910	1,548
51697 - HRA BENEFIT TO ADV MED PLAN	319	725	750	750	750	0
<b>Salaries/Benefits/Pensions Total</b>	<b>60,207</b>	<b>81,943</b>	<b>80,999</b>	<b>80,999</b>	<b>90,660</b>	<b>9,661</b>
<b>Operating</b>						
52125 - GENERAL SUPPLIES	8,099	837	10,000	10,000	10,000	0
52210 - MAINT TREES	2,203	1,655	9,000	9,000	9,000	0
52573 - CREDIT CARD FEES	0	70	0	0	0	0
52575 - SERVICES	0	1,172	0	0	0	0
<b>Operating Total</b>	<b>10,302</b>	<b>3,734</b>	<b>19,000</b>	<b>19,000</b>	<b>19,000</b>	<b>0</b>
<b>Grand Total</b>	<b>70,509</b>	<b>85,677</b>	<b>99,999</b>	<b>99,999</b>	<b>109,660</b>	<b>9,661</b>

\* 2021 Amended Budget as of 8/13/2021, which includes the reinstatement of budget that had been reduced during 2020 and 2021 due to the economic shutdown and revenue loss as a result of the COVID-19 pandemic

# Park Maintenance and Operations

Kurt Schroeder, Manager | (719) 385-6555 | Kurt.Schroeder@coloradosprings.gov

## All Funds Summary

	Use of Funds	2020	2021	* 2021	2022	2022 Budget -	
		Actual	Original Budget	Amended Budget	Budget	* 2021 Amended Budget	
<b>All Funds</b>	General Fund	\$3,979,384	\$3,874,502	\$4,254,756	\$4,477,049	\$222,293	
	Trails, Parks, and Open Space (TOPS)	2,273,130	3,368,881	3,368,881	3,702,543	333,662	
	Trails, Parks, and Open Space (TOPS) - CIP	273,512	0	0	0	0	
	Conservation Trust Fund (CTF)	4,056,609	5,052,247	5,052,247	5,404,298	352,051	
	Conservation Trust Fund (CTF) - CIP	0	35,000	35,000	75,000	40,000	
	Special Improv. Maint. Districts (SIMD)	2,333,836	2,944,273	2,944,273	3,072,106	127,833	
	Other - Projects and CIP	44,874	198	198	121	(77)	
	<b>Total</b>	<b>\$12,961,345</b>	<b>\$15,275,101</b>	<b>\$15,655,355</b>	<b>\$16,731,117</b>	<b>\$1,075,762</b>	
	<b>Positions</b>						
	General Fund	19.75	19.75	19.00	19.00	0.00	
Other Funds	65.75	65.75	65.50	65.50	0.00		
<b>Total</b>	<b>85.50</b>	<b>85.50</b>	<b>84.50</b>	<b>84.50</b>	<b>0.00</b>		

\* 2021 Amended Budget as of 8/13/2021, which includes the reinstatement of budget that had been reduced during 2020 and 2021 due to the economic shutdown and revenue loss as a result of the COVID-19 pandemic

## Significant Changes vs. 2021

- Increase of approximately \$222,000 in the General Fund mainly to fund existing positions, pay for performance and movements within the salary structure, medical cost adjustments, and removal of the hiring delay in 2021
- Increase of approximately \$175,000 in the TOPS Fund mainly to fund existing positions, pay for performance and movements within the salary structure, and medical cost adjustments
- Net increase of approximately \$159,000 in TOPS operating and capital outlay funding available for operational support across the parks system
- Net increase of approximately \$350,000 in the CTF Fund mainly to fund existing positions, pay for performance and movements within the salary structure, medical cost adjustments, and anticipated operating and capital outlay needs
- Increase of \$40,000 in CTF-CIP for planned CIP projects

## Park Maintenance and Operations - Overview

---

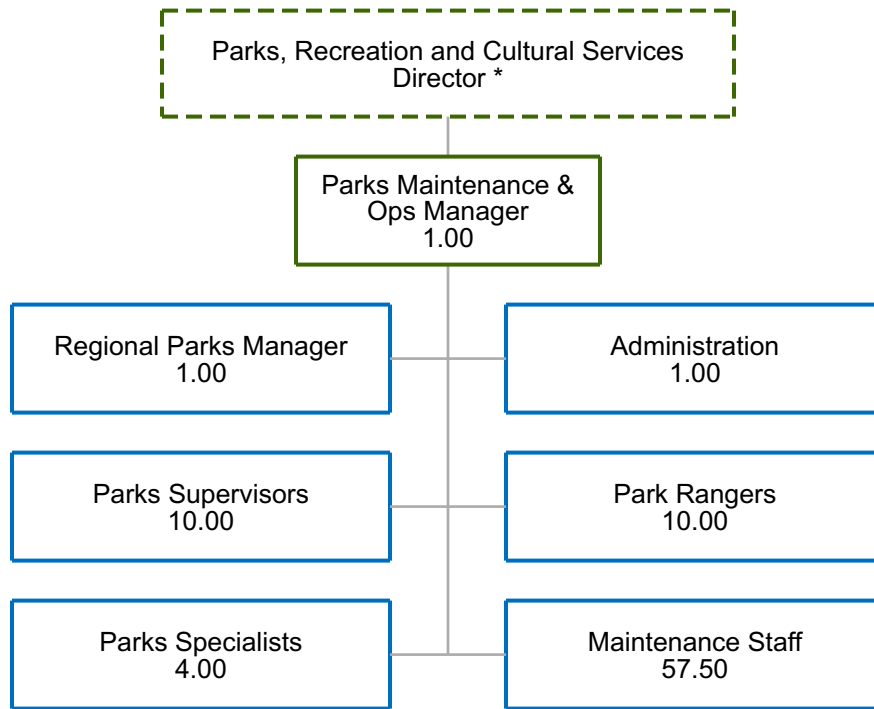
Park Maintenance and Operations provides maintenance and resource management services at City parks, trails, and open spaces that enhance the beauty of the community, safeguard the public investment in built facilities and natural areas, and ensure residents and visitors have safe places for leisure and recreation.

Maintenance and operations staff:

- Coordinate and manage turf cultural programs
- Monitor and oversee contractual landscape maintenance services
- Monitor, repair and renovate irrigation systems
- Implement and manage the Springs in Bloom Program
- Maintain and renovate buildings and park infrastructure including lighting systems, park amenities, fencing, parking lots, roadways, pumps, swimming pools, spray grounds and fountains
- Maintain and repair urban and regional trail systems to include trail bridges
- Inspect, maintain and repair playground systems and structures
- Maintain and prepare athletic fields for programmed uses
- Manage open space areas including mitigation of noxious weeds, building and maintaining natural surface trails, removing and restoring rogue trails, and managing and restoring wildlife habitat
- Provide services and support to facilitate special events using park facilities
- Direct volunteer projects
- Manage seven (7) Special Improvement Maintenance Districts (SIMDs) that maintain select medians and rights-of-way with each SIMD having its own City Council appointed advisory board

# Park Maintenance and Operations - Organizational Chart

---



\* The Parks, Recreation and Cultural Services Director position is funded as part of the PRCS Recreation and Administration budget. This position is not reflected in the position count in the Budget Summary on the following page.

The sections below provide a summary of the Budget, authorized positions, changes that occurred after the budget was implemented for 2021, and changes occurring as part of the 2022 Budget for each fund, including the General Fund, Trails, Open Space and Parks (TOPS), Conservation Trust Fund (CTF), Special Improvement Maintenance Districts (SIMDs), and Capital Improvement Program (CIP).

## Park Maintenance and Operations - General Fund: Summary, Funding, and Position Changes

General Fund	Use of Funds	2019 Actual	2020 Actual	2021 Original Budget	* 2021 Amended Budget	2022 Budget	2022 Budget - * 2021 Amended Budget
	Salary/Benefits/Pensions	\$1,845,657	\$1,804,219	\$1,964,084	\$1,972,496	\$2,269,500	\$297,004
	Operating	2,114,178	2,175,165	1,910,418	2,282,260	2,207,549	(74,711)
	Capital Outlay	455	0	0	0	0	0
	<b>Total</b>	<b>\$3,960,290</b>	<b>\$3,979,384</b>	<b>\$3,874,502</b>	<b>\$4,254,756</b>	<b>\$4,477,049</b>	<b>\$222,293</b>
<b>Revenue</b>	<b>\$87,830</b>	<b>\$120,889</b>	<b>\$121,790</b>	<b>\$121,790</b>	<b>\$129,330</b>	<b>\$7,540</b>	

General Fund	Position Title	2020 Actual	2021 Original Budget	* 2021 Amended Budget	2022 Budget	2022 Budget - * 2021 Amended Budget
	Administrative Technician	0.75	0.75	0.00	0.00	0.00
	City Horticulturist	1.00	1.00	1.00	1.00	0.00
	Environment Safety & Health Specialist	1.00	1.00	1.00	1.00	0.00
	Natural Resource Specialist	0.75	0.75	0.75	0.75	0.00
	Park Ranger	0.75	0.75	0.75	0.75	0.00
	Parks Maintenance and Operations Manager	1.00	1.00	1.00	1.00	0.00
	Regional Parks Manager	0.75	0.75	0.75	0.75	0.00
	Senior Maintenance Technician	7.00	7.00	7.00	7.00	0.00
	Senior Skilled Maintenance Technician	1.50	1.50	1.50	1.50	0.00
	SIMD Unit Administrator	0.50	0.50	0.50	0.50	0.00
	Skilled Maintenance Supervisor	3.00	3.00	3.00	3.00	0.00
	Skilled Maintenance Technician II	1.00	1.00	1.00	1.00	0.00
	Water Conservation Specialist	0.75	0.75	0.75	0.75	0.00
	<b>Total Positions</b>	<b>19.75</b>	<b>19.75</b>	<b>19.00</b>	<b>19.00</b>	<b>0.00</b>
Colorado Springs Utilities funds one Senior Maintenance Technician for Mesa Springs Greenway.						

\* 2021 Amended Budget as of 8/13/2021, which includes the reinstatement of budget that had been reduced during 2020 and 2021 due to the economic shutdown and revenue loss as a result of the COVID-19 pandemic

## Park Maintenance and Operations - General Fund: Summary, Funding, and Position Changes

Funding Changes	During 2021	* 2021 Amended - 2021 Original Budget
	Reinstatement of operating budget that was reduced during 2020 and carried forward into the 2021 original budget due to the economic shutdown and revenue loss as a result of the COVID-19 pandemic	\$371,842
	Removal of 50% of the hiring delay that reduced the salary budget during 2020 and carried forward into the 2021 original budget due to the economic shutdown and revenue loss as a result of the COVID-19 pandemic	8,412
	<b>Total During 2021</b>	<b>\$380,254</b>
	For 2022	2022 Budget - * 2021 Amended Budget
	<b>Salaries/Benefits/Pensions</b>	
	Net change to fund existing positions	\$85,760
	Increase to fund market movement, pay for performance, and pay progression	89,786
	Increase to fund medical cost adjustments	16,842
	Increase to fund the removal of the remaining 50% prior year hiring delay	8,411
Redistribution from Operating to increase funding for Seasonal Temporary staff	74,711	
Increase to fund Seasonal Temporary for the Pikes Peak North Slope program, offset by revenue and a transfer of funding from the Recreation & Administration division	21,494	
<b>Total Salaries/Benefits/Pensions</b>	<b>\$297,004</b>	
<b>Operating</b>		
Redistribution to Salaries/Benefits/Pensions to increase funding for Seasonal Temporary staff	(\$74,711)	
<b>Total Operating</b>	<b>(\$74,711)</b>	
<b>Capital Outlay</b>		
None	\$0	
<b>Total Capital Outlay</b>	<b>\$0</b>	
<b>Total For 2022</b>	<b>\$222,293</b>	

Position Changes	During 2021	* 2021 Amended - 2021 Original Budget
	Transfer of 0.75 FTE, Administrative Technician, to Recreation and Administration, which changed to a Contract Specialist II (0.50 FTE in the General Fund and 0.25 FTE in the TOPS Fund)	(0.75)
	<b>Total During 2021</b>	<b>(0.75)</b>
	For 2022	2022 Budget - * 2021 Amended Budget
	None	0.00
<b>Total For 2022</b>	<b>0.00</b>	

\* 2021 Amended Budget as of 8/13/2021, which includes the reinstatement of budget that had been reduced during 2020 and 2021 due to the economic shutdown and revenue loss as a result of the COVID-19 pandemic

## Park Maintenance and Operations - TOPS Fund: Summary, Funding, and Position Changes

TOPS Fund	Use of Funds	2019 Actual	2020 Actual	2021 Original Budget	* 2021 Amended Budget	2022 Budget	2022 Budget - * 2021 Amended Budget	
	Salary/Benefits/Pensions	\$1,284,245	\$1,357,449	\$1,657,563	\$1,657,563	\$1,832,270	\$174,707	
	Operating	1,732,099	819,141	1,711,318	1,711,318	1,870,273	158,955	
	Capital Outlay	220,483	96,540	0	0	0	0	
	<b>Total</b>	<b>\$3,236,827</b>	<b>\$2,273,130</b>	<b>\$3,368,881</b>	<b>\$3,368,881</b>	<b>\$3,702,543</b>	<b>\$333,662</b>	
	CIP	\$927,230	\$273,512	\$0	\$0	\$0	\$0	
	<b>Grand Total</b>	<b>\$4,164,057</b>	<b>\$2,546,642</b>	<b>\$3,368,881</b>	<b>\$3,368,881</b>	<b>\$3,702,543</b>	<b>\$333,662</b>	
Position Title	2020 Actual	2021 Original Budget	* 2021 Amended Budget	2022 Budget	2022 Budget - * 2021 Amended Budget			
Park Ranger	7.00	7.00	7.00	7.00	0.00			
Park Ranger Supervisor	1.00	1.00	1.00	1.00	0.00			
Senior Maintenance Technician	5.00	5.00	5.00	5.00	0.00			
Senior Skilled Maintenance Technician	0.50	0.50	0.50	0.50	0.00			
Trail Project Specialist	1.00	1.00	1.00	1.00	0.00			
<b>Total Positions</b>	<b>14.50</b>	<b>14.50</b>	<b>14.50</b>	<b>14.50</b>	<b>0.00</b>			

\* 2021 Amended Budget as of 8/13/2021, which includes the reinstatement of budget that had been reduced during 2020 and 2021 due to the economic shutdown and revenue loss as a result of the COVID-19 pandemic



## Park Maintenance and Operations - TOPS Fund: Summary, Funding, and Position Changes

<b>TOPS Funding Changes</b>	<b>During 2021</b>	<b>* 2021 Amended - 2021 Original Budget</b>
	None	\$0
	<b>Total During 2021</b>	<b>\$0</b>
	<b>For 2022</b>	<b>2022 Budget - * 2021 Amended Budget</b>
	<b>Salaries/Benefits/Pensions</b>	
	Net change to fund existing positions	\$67,598
	Increase to fund market movement, pay for performance, and pay progression	91,866
	Increase to fund medical cost adjustments	15,243
	<b>Total Salaries/Benefits/Pensions</b>	<b>\$174,707</b>
	<b>Operating</b>	
	Increase based on anticipated expenditures	\$158,955
	<b>Total Operating</b>	<b>\$158,955</b>
	<b>Capital Outlay</b>	
	None	\$0
<b>Total Capital Outlay</b>	<b>\$0</b>	
<b>Total For 2022</b>	<b>\$333,662</b>	

<b>TOPS Position Changes</b>	<b>During 2021</b>	<b>* 2021 Amended - 2021 Original Budget</b>
	None	0.00
	<b>Total During 2021</b>	<b>0.00</b>
	<b>For 2022</b>	<b>2022 Budget - * 2021 Amended Budget</b>
	None	0.00
	<b>Total For 2022</b>	<b>0.00</b>

\* 2021 Amended Budget as of 8/13/2021, which includes the reinstatement of budget that had been reduced during 2020 and 2021 due to the economic shutdown and revenue loss as a result of the COVID-19 pandemic

## Park Maintenance and Operations - Conservation Trust Fund: Summary, Funding, and Position Changes

Conservation Trust Fund	Use of Funds	2019 Actual	2020 Actual	2021 Original Budget	* 2021 Amended Budget	2022 Budget	2022 Budget - * 2021 Amended Budget	
	Salary/Benefits/Pensions	\$3,930,292	\$3,654,292	\$4,083,431	\$4,083,431	\$4,560,340	\$476,909	
	Operating	786,927	308,042	844,816	844,816	843,958	(858)	
	Capital Outlay	110,000	94,275	124,000	124,000	0	(124,000)	
	<b>Total</b>	<b>\$4,827,219</b>	<b>\$4,056,609</b>	<b>\$5,052,247</b>	<b>\$5,052,247</b>	<b>\$5,404,298</b>	<b>\$352,051</b>	
	CIP	\$0	\$0	\$35,000	\$35,000	\$75,000	\$40,000	
	<b>Grand Total</b>	<b>\$4,827,219</b>	<b>\$4,056,609</b>	<b>\$5,087,247</b>	<b>\$5,087,247</b>	<b>\$5,479,298</b>	<b>\$392,051</b>	
Position Title	2020 Actual	2021 Original Budget	* 2021 Amended Budget	2022 Budget	2022 Budget - * 2021 Amended Budget			
Maintenance Technician II	4.00	4.00	5.00	5.00	0.00			
Natural Resource Specialist	0.25	0.25	0.25	0.25	0.00			
Park Ranger	2.25	2.25	2.25	2.25	0.00			
Regional Parks Manager	0.25	0.25	0.25	0.25	0.00			
Senior Equipment Operator	1.00	1.00	1.00	1.00	0.00			
Senior Maintenance Technician	20.00	20.00	19.00	19.00	0.00			
Senior Skilled Maintenance Technician	4.00	4.00	4.00	4.00	0.00			
Skilled Maintenance Supervisor	4.00	4.00	4.00	4.00	0.00			
Skilled Maintenance Technician II	4.50	4.50	4.50	4.50	0.00			
Water Conservation Specialist	0.25	0.25	0.25	0.25	0.00			
<b>Total Positions</b>	<b>40.50</b>	<b>40.50</b>	<b>40.50</b>	<b>40.50</b>	<b>0.00</b>			

\* 2021 Amended Budget as of 8/13/2021, which includes the reinstatement of budget that had been reduced during 2020 and 2021 due to the economic shutdown and revenue loss as a result of the COVID-19 pandemic

## Park Maintenance and Operations - Conservation Trust Fund: Summary, Funding, and Position Changes

<b>Funding Changes</b>	<b>During 2021</b>	<b>* 2021 Amended - 2021 Original Budget</b>
	None	\$0
	<b>Total During 2021</b>	<b>\$0</b>
	<b>For 2022</b>	<b>2022 Budget - * 2021 Amended Budget</b>
	<b>Salaries/Benefits/Pensions</b>	
	Net change to fund existing positions	\$187,407
	Increase to fund market movement, pay for performance, and pay progression	167,314
	Increase to fund medical cost adjustments	44,188
	Redistribution from Capital Outlay to Salaries/Benefits/Pensions for seasonal temp staff	78,000
	<b>Total Salaries/Benefits/Pensions</b>	<b>\$476,909</b>
	<b>Operating</b>	
	Decrease based on anticipated expenditures	(\$858)
	<b>Total Operating</b>	<b>(\$858)</b>
	<b>Capital Outlay</b>	
	Redistribution from Capital Outlay to Salaries/Benefits/Pensions for seasonal temp staff	(\$78,000)
	Decrease based on anticipated expenditures	(46,000)
	<b>Total Capital Outlay</b>	<b>(\$124,000)</b>
	<b>CIP</b>	
	Increase in 2022 CIP projects	\$40,000
<b>Total CIP</b>	<b>\$40,000</b>	
<b>Total For 2022</b>	<b>\$392,051</b>	

<b>Position Changes</b>	<b>During 2021</b>	<b>* 2021 Amended - 2021 Original Budget</b>
	None	0.00
	<b>Total During 2021</b>	<b>0.00</b>
	<b>For 2022</b>	<b>2022 Budget - * 2021 Amended Budget</b>
	None	0.00
	<b>Total For 2022</b>	<b>0.00</b>

\* 2021 Amended Budget as of 8/13/2021, which includes the reinstatement of budget that had been reduced during 2020 and 2021 due to the economic shutdown and revenue loss as a result of the COVID-19 pandemic

## Park Maintenance and Operations - SIMD Funds: Summary, Funding, and Position Changes

SIMD Funds Summary	Use of Funds	2019 Actual	2020 Actual	2021 Original Budget	* 2021 Amended Budget	2022 Budget	2022 Budget - * 2021 Amended Budget
	Briargate SIMD	\$913,790	\$1,053,578	\$1,339,969	\$1,339,969	\$1,269,811	(\$70,158)
	Colorado Gateway SIMD	3,208	9,136	8,583	8,583	5,574	(3,009)
	Norwood SIMD	820,476	736,587	967,502	967,502	1,105,862	138,360
	Old Colorado City SIMD	136,304	142,809	135,102	135,102	143,868	8,766
	Platte Ave SIMD	8,902	14,324	18,823	18,823	21,503	2,680
	Stetson Hills SIMD	494,481	357,178	434,060	434,060	494,750	60,690
	Woodstone SIMD	19,567	20,224	40,234	40,234	30,738	(9,496)
	<b>Total</b>	<b>\$2,396,728</b>	<b>\$2,333,836</b>	<b>\$2,944,273</b>	<b>\$2,944,273</b>	<b>\$3,072,106</b>	<b>\$127,833</b>
Position Title	2020 Actual	2021 Original Budget	* 2021 Amended Budget	2022 Budget	2022 Budget - * 2021 Amended Budget		
Administrative Technician	0.25	0.25	0.00	0.00	0.00		
Maintenance Technician II	0.00	0.00	1.00	1.00	0.00		
Senior Maintenance Technician	9.00	9.00	8.00	8.00	0.00		
SIMD Unit Administrator	0.50	0.50	0.50	0.50	0.00		
Skilled Maintenance Supervisor	1.00	1.00	1.00	1.00	0.00		
<b>Total Positions</b>	<b>10.75</b>	<b>10.75</b>	<b>10.50</b>	<b>10.50</b>	<b>0.00</b>		

SIMD Funding Changes	During 2021	* 2021 Amended - 2021 Original Budget
	None	\$0
	<b>Total During 2021</b>	<b>\$0</b>
	For 2022	2022 Budget - * 2021 Amended Budget
	<b>Salaries/Benefits/Pensions</b>	
	Net change to fund existing positions	\$8,142
	Increase to fund market movement, pay for performance, and pay progression	39,613
	Increase to fund medical cost adjustments	10,936
	Decrease to fund seasonal temporary budgets to match anticipated part time staffing needs	(45,770)
	<b>Total Salaries/Benefits/Pensions</b>	<b>\$12,921</b>
	<b>Operating</b>	
	Decrease to match anticipated expenditures	(\$93,088)
	Increase in contracted mowing and herbicide application for the Norwood and Stetson Hills SIMDs	237,000
	<b>Total Operating</b>	<b>\$143,912</b>
	<b>Capital Outlay</b>	
	Decrease to match anticipated expenditures	(\$29,000)
	<b>Total Capital Outlay</b>	<b>(\$29,000)</b>
	<b>Total For 2022</b>	<b>\$127,833</b>

\* 2021 Amended Budget as of 8/13/2021

## Park Maintenance and Operations - SIMD Funds: Summary, Funding, and Position Changes

<b>SIMD Position Changes</b>	<b>During 2021</b>	<b>* 2021 Amended - 2021 Original Budget</b>
	Transfer of 0.25 FTE, Administrative Technician, to the Design and Development division in the TOPS fund, then changed to a Contract Specialist II	(0.25)
	<b>Total During 2021</b>	<b>(0.25)</b>
	<b>For 2022</b>	<b>2022 Budget - * 2021 Amended Budget</b>
	None	0.00
	<b>Total For 2022</b>	<b>0.00</b>

\* 2021 Amended Budget as of 8/13/2021

## Park Maintenance and Operations - CIP Program

<b>CIP Program *</b>	<b>Project</b>	<b>CTF</b>	<b>Other/Ballfield Fund</b>	<b>Total Allocation</b>
	Ballfield Fund Investment Fees		33	33
	Red Rock Canyon Landfill Monitoring	75,000		75,000
	<b>Total 2022 CIP</b>	<b>\$75,000</b>	<b>\$33</b>	<b>\$75,033</b>

\* The funding of the CIP projects is for the current budget year and may not reflect the total project cost. For a citywide comprehensive list of CIP projects, refer to the CIP section of the Budget.

# City of Colorado Springs Budget Detail Report

001 - GENERAL FUND  
Parks - Park Maintenance and Operations

Acct # - Description	2019 Actual	2020 Actual	2021 Original Budget	* 2021 Amended Budget	2022 Budget	2022 Budget - * 2021 Amended Budget
<b>Salaries/Benefits/Pensions</b>						
51205 - CIVILIAN SALARIES	1,272,166	1,233,577	1,318,469	1,326,881	1,476,399	149,518
51210 - OVERTIME	4,457	7,536	10,700	10,700	10,700	0
51220 - SEASONAL TEMPORARY	108,333	122,376	114,120	114,120	211,404	97,284
51230 - SHIFT DIFFERENTIAL	340	478	0	0	0	0
51260 - VACATION BUY PAY OUT	10,946	9,417	0	0	0	0
51299 - SALARIES REIMBURSEMENTS	(12,960)	(12,036)	0	0	0	0
51610 - PERA	188,203	184,565	208,142	208,142	239,758	31,616
51615 - WORKERS COMPENSATION	51,956	51,183	50,544	50,544	57,653	7,109
51620 - EQUITABLE LIFE INSURANCE	3,603	3,368	4,752	4,752	5,132	380
51640 - DENTAL INSURANCE	8,486	7,978	9,456	9,456	9,300	(156)
51690 - MEDICARE	20,025	19,268	21,225	21,225	24,036	2,811
51695 - CITY EPO MEDICAL PLAN	2,815	(144)	0	0	0	0
51696 - ADVANTAGE HD MED PLAN	176,596	166,376	214,613	214,613	223,368	8,755
51697 - HRA BENEFIT TO ADV MED PLAN	10,691	10,277	12,063	12,063	11,750	(313)
<b>Salaries/Benefits/Pensions Total</b>	<b>1,845,657</b>	<b>1,804,219</b>	<b>1,964,084</b>	<b>1,972,496</b>	<b>2,269,500</b>	<b>297,004</b>
<b>Operating</b>						
52110 - OFFICE SUPPLIES	608	2,052	1,925	1,925	1,925	0
52115 - MEDICAL SUPPLIES	435	0	600	600	600	0
52120 - COMPUTER SOFTWARE	603	150	0	0	0	0
52122 - CELL PHONES EQUIP AND SUPPLIES	143	3,200	0	0	0	0
52125 - GENERAL SUPPLIES	103,803	70,134	114,500	125,500	100,414	(25,086)
52135 - POSTAGE	10	0	0	0	0	0
52140 - WEARING APPAREL	10,104	3,826	340	340	2,920	2,580
52145 - PAINT AND CHEMICAL	6,363	793	6,500	6,500	6,500	0
52150 - SEED AND FERTILIZER	21,070	63,924	20,050	20,050	20,050	0
52165 - LICENSES AND TAGS	1,403	978	0	0	0	0
52170 - SPECIAL PHOTOGRAPHY ETC	0	69	0	0	0	0
52175 - SIGNS	14,764	10,640	15,400	15,400	15,400	0
52185 - AGGREGATE MATERIAL	9,331	6,249	9,200	9,200	9,200	0
52190 - JANITORIAL SUPPLIES	12,363	2,115	850	850	46,850	46,000
52205 - MAINT LANDSCAPING	1,284	0	0	0	0	0
52210 - MAINT TREES	0	(5,667)	0	0	0	0
52217 - MAINT HOMELESS RELATED	990	0	0	0	0	0
52235 - MAINT MACHINERY AND APPARATUS	200	0	1,750	1,750	1,750	0
52240 - MAINT NONFLEET VEHICLES EQP	41,552	14,870	43,570	43,570	43,570	0
52265 - MAINT BUILDINGS AND STRUCTURE	48,027	49,222	34,050	34,050	54,050	20,000
52270 - MAINT WELLS AND RESERVOIRS	32,530	21,919	11,400	31,000	31,000	0
52275 - MAINT RUNWAYS	(1,433)	531	0	0	0	0
52280 - MAINT ROADS AND BRIDGES	2,102	997	3,500	3,500	3,500	0
52291 - MAINT VANDALISM RELATED	149	0	0	0	0	0
52305 - MAINT SOFTWARE	727	0	0	0	0	0
52410 - BUILDING SECURITY SERVICES	136,816	130,786	0	0	98,486	98,486
52415 - CONTRACTS AND SPEC PROJECTS	3,341	23,040	284,186	333,642	49,456	(284,186)
52435 - GARBAGE REMOVAL SERVICES	104,572	90,207	350	350	950	600
52445 - JANITORIAL SERVICES	54,029	24,429	0	0	55,000	55,000
52455 - LAWN MAINTENANCE SERVICE	1,149,321	1,446,450	1,037,692	1,305,278	1,305,278	0

# City of Colorado Springs Budget Detail Report

001 - GENERAL FUND  
Parks - Park Maintenance and Operations

Acct # - Description	2019 Actual	2020 Actual	2021 Original Budget	* 2021 Amended Budget	2022 Budget	2022 Budget - * 2021 Amended Budget
52465 - MISCELLANEOUS SERVICES	31	1,957	0	0	60	60
52560 - PARKING SERVICES	6	56	0	0	0	0
52568 - BANK AND INVESTMENT FEES	84	(151)	0	0	84	84
52570 - REIMBURSABLE SERVICES	0	(220)	0	0	0	0
52573 - CREDIT CARD FEES	43	540	0	0	724	724
52575 - SERVICES	267,357	188,792	283,905	308,105	309,500	1,395
52578 - INTERPRETING SERVICES	396	0	0	0	0	0
52579 - INSPECTIONS	160	0	0	0	0	0
52586 - MESA SPGS SERVICES	(725)	(1,248)	0	0	0	0
52590 - TEMPORARY EMPLOYMENT	10,791	0	0	0	0	0
52605 - CAR MILEAGE	68	0	0	0	0	0
52607 - CELL PHONE ALLOWANCE	3,867	3,135	0	0	0	0
52610 - PROFESSIONAL LICENSES	0	0	2,700	2,700	2,700	0
52615 - DUES AND MEMBERSHIP	75	747	0	0	0	0
52625 - MEETING EXPENSES IN TOWN	68	24	0	0	0	0
52630 - TRAINING	7,349	10,773	150	150	250	100
52635 - EMPLOYEE EDUCATIONL ASSISTANCE	3,871	1,124	0	0	0	0
52655 - TRAVEL OUT OF TOWN	455	0	0	0	0	0
52705 - COMMUNICATIONS	1,945	2,030	350	350	350	0
52736 - CELL PHONE AIRTIME	1	0	150	150	150	0
52738 - CELL PHONE BASE CHARGES	24,664	19,063	3,100	3,100	3,150	50
52746 - UTILITIES ELECTRIC	0	0	1,500	1,500	1,560	60
52749 - UTILITIES WATER	0	0	500	500	500	0
52770 - SAFETY EQUIPMENT	12,727	4,824	26,500	26,500	27,572	1,072
52775 - MINOR EQUIPMENT	14,275	10,303	2,500	2,500	4,800	2,300
52776 - PRINTER CONSOLIDATION COST	4,443	4,338	0	0	0	0
52777 - TOOL ALLOWANCE	498	0	0	0	0	0
52795 - RENTAL OF EQUIPMENT	1,391	161	2,700	2,700	2,700	0
52874 - OFFICE SERVICES PRINTING	1,394	4,208	500	500	1,300	800
52881 - PURCH FOR RESALE FUEL	3,332	2,676	0	0	5,250	5,250
52883 - PURCH FOR RESALE NON STCK PART	400	0	0	0	0	0
52999 - COVID19 OPER REIMB	0	(38,925)	0	0	0	0
65339 - NORTH SLOPE	5	0	0	0	0	0
65352 - EMPLOYEE AWARDS PROGRAM	0	44	0	0	0	0
<b>Operating Total</b>	<b>2,114,178</b>	<b>2,175,165</b>	<b>1,910,418</b>	<b>2,282,260</b>	<b>2,207,549</b>	<b>(74,711)</b>
<b>Capital Outlay</b>						
53030 - FURNITURE AND FIXTURES	395	0	0	0	0	0
53040 - MACHINERY AND APPARATUS	60	0	0	0	0	0
<b>Total Capital Outlay</b>	<b>455</b>	<b>0</b>	<b>0</b>	<b>0</b>	<b>0</b>	<b>0</b>
<b>Total Expense</b>	<b>3,960,290</b>	<b>3,979,384</b>	<b>3,874,502</b>	<b>4,254,756</b>	<b>4,477,049</b>	<b>222,293</b>
<b>Grand Total</b>	<b>3,960,290</b>	<b>3,979,384</b>	<b>3,874,502</b>	<b>4,254,756</b>	<b>4,477,049</b>	<b>222,293</b>

# City of Colorado Springs Budget Detail Report

001 - GENERAL FUND  
Parks - Park Maintenance and Operations

Acct # - Description	2019 Actual	2020 Actual	2021 Original Budget	* 2021 Amended Budget	2022 Budget	2022 Budget - * 2021 Amended Budget
<b>Revenue</b>						
45903 - NORTH SLOPE ADMISSION	64,310	93,169	85,550	85,550	91,250	5,700
45910 - SOUTH SLOPE ADMISSION	13,520	16,720	12,240	12,240	14,080	1,840
45915 - GOG ACDMY RIDING STABLE FEES	10,000	11,000	9,000	9,000	9,000	0
46172 - REIMBURSEMENT FROM GIFT TRUSTS	0	0	15,000	15,000	15,000	0
<b>Total Revenue</b>	<b>87,830</b>	<b>120,889</b>	<b>121,790</b>	<b>121,790</b>	<b>129,330</b>	<b>7,540</b>

\* 2021 Amended Budget as of 8/13/2021, which includes the reinstatement of budget that had been reduced during 2020 and 2021 due to the economic shutdown and revenue loss as a result of the COVID-19 pandemic



# City of Colorado Springs Budget Detail Report

## 118 - TRAILS/OPEN SPACE/PARKS FUND Parks - Park Maintenance and Operations

Acct # - Description	2019 Actual	2020 Actual	2021 Original Budget	* 2021 Amended Budget	2022 Budget	2022 Budget - * 2021 Amended Budget
<b>Salaries/Benefits/Pensions</b>						
51205 - CIVILIAN SALARIES	730,886	840,782	860,117	860,117	985,936	125,819
51210 - OVERTIME	34,738	8,998	0	0	0	0
51220 - SEASONAL TEMPORARY	182,402	126,772	254,775	254,775	254,775	0
51230 - SHIFT DIFFERENTIAL	1,033	2,077	0	0	0	0
51260 - VACATION BUY PAY OUT	5,418	8,242	0	0	0	0
51299 - SALARIES REIMBURSEMENTS	(6,889)	(8,562)	0	0	0	0
51405 - UNIFORM SALARIES	44	0	0	0	0	0
51410 - UNIFORM OVERTIME	12,615	17,316	0	0	0	0
51425 - UNIFORM SHIFT DIFFERENTIAL	5	19	0	0	0	0
51610 - PERA	123,895	134,920	158,534	158,534	179,716	21,182
51615 - WORKERS COMPENSATION	32,510	39,126	37,852	37,852	42,164	4,312
51620 - EQUITABLE LIFE INSURANCE	2,035	2,318	2,881	2,881	3,176	295
51640 - DENTAL INSURANCE	6,369	7,018	7,651	7,651	7,860	209
51690 - MEDICARE	13,168	14,074	16,166	16,166	17,991	1,825
51695 - CITY EPO MEDICAL PLAN	10,882	10,747	12,132	12,132	13,139	1,007
51696 - ADVANTAGE HD MED PLAN	127,507	144,984	166,206	166,206	185,764	19,558
51697 - HRA BENEFIT TO ADV MED PLAN	7,627	8,618	9,125	9,125	9,625	500
51699 - BENEFITS REIMBURSEMENT	0	0	132,124	132,124	132,124	0
<b>Salaries/Benefits/Pensions Total</b>	<b>1,284,245</b>	<b>1,357,449</b>	<b>1,657,563</b>	<b>1,657,563</b>	<b>1,832,270</b>	<b>174,707</b>
<b>Operating</b>						
52110 - OFFICE SUPPLIES	6,569	2,058	1,000	1,000	1,000	0
52120 - COMPUTER SOFTWARE	3,029	1,251	750	750	750	0
52122 - CELL PHONES EQUIP AND SUPPLIES	234	493	800	800	400	(400)
52125 - GENERAL SUPPLIES	226,841	220,939	828,884	828,884	826,384	(2,500)
52140 - WEARING APPAREL	18,768	11,153	3,500	3,500	3,500	0
52145 - PAINT AND CHEMICAL	920	13,046	1,000	1,000	1,000	0
52150 - SEED AND FERTILIZER	28,900	50,734	133,000	133,000	133,000	0
52165 - LICENSES AND TAGS	0	365	0	0	0	0
52175 - SIGNS	19	91	0	0	1,100	1,100
52185 - AGGREGATE MATERIAL	40,230	16,924	26,000	26,000	26,000	0
52190 - JANITORIAL SUPPLIES	379	0	0	0	0	0
52210 - MAINT TREES	93,180	0	21,000	21,000	21,000	0
52215 - MAINT GROUNDS	0	567	0	0	0	0
52235 - MAINT MACHINERY AND APPARATUS	0	140	0	0	0	0
52240 - MAINT NONFLEET VEHICLES EQP	0	9,955	0	0	0	0
52265 - MAINT BUILDINGS AND STRUCTURE	161,513	97,401	100,700	100,700	100,000	(700)
52270 - MAINT WELLS AND RESERVOIRS	185,396	6,079	42,383	42,383	42,383	0
52275 - MAINT RUNWAYS	0	320	0	0	0	0
52280 - MAINT ROADS AND BRIDGES	0	12,535	0	0	0	0
52291 - MAINT VANDALISM RELATED	116	7,150	0	0	0	0
52305 - MAINT SOFTWARE	726	0	0	0	0	0
52410 - BUILDING SECURITY SERVICES	2,849	7,199	0	0	0	0
52415 - CONTRACTS AND SPEC PROJECTS	222,191	20,972	37,300	37,300	176,437	139,137
52435 - GARBAGE REMOVAL SERVICES	0	0	95,000	95,000	94,000	(1,000)
52445 - JANITORIAL SERVICES	0	0	49,000	49,000	49,000	0

# City of Colorado Springs Budget Detail Report

## 118 - TRAILS/OPEN SPACE/PARKS FUND Parks - Park Maintenance and Operations

Acct # - Description	2019 Actual	2020 Actual	2021 Original Budget	* 2021 Amended Budget	2022 Budget	2022 Budget - * 2021 Amended Budget
52455 - LAWN MAINTENANCE SERVICE	316,000	0	0	0	0	0
52465 - MISCELLANEOUS SERVICES	276	0	0	0	0	0
52568 - BANK AND INVESTMENT FEES	0	36	0	0	108	108
52575 - SERVICES	170,142	195,819	266,312	266,312	299,630	33,318
52590 - TEMPORARY EMPLOYMENT	308	0	0	0	0	0
52607 - CELL PHONE ALLOWANCE	210	342	2,500	2,500	2,500	0
52615 - DUES AND MEMBERSHIP	270	1,000	1,600	1,600	1,950	350
52625 - MEETING EXPENSES IN TOWN	171	0	0	0	0	0
52630 - TRAINING	19,344	5,513	13,000	13,000	13,000	0
52645 - SUBSCRIPTIONS	36,376	38,282	0	0	0	0
52655 - TRAVEL OUT OF TOWN	3,860	1,436	3,000	3,000	4,000	1,000
52738 - CELL PHONE BASE CHARGES	3,113	4,393	9,450	9,450	9,880	430
52770 - SAFETY EQUIPMENT	13,492	22,737	36,589	36,589	26,589	(10,000)
52775 - MINOR EQUIPMENT	126,515	70,140	27,050	27,050	26,662	(388)
52795 - RENTAL OF EQUIPMENT	4,535	5,239	3,000	3,000	3,000	0
52874 - OFFICE SERVICES PRINTING	1,302	1,851	2,500	2,500	3,000	500
52999 - COVID19 OPER REIMB	0	(7,966)	0	0	0	0
65391 - YOUTH SERVICES PROGRAMS	3,640	947	6,000	6,000	4,000	(2,000)
65409 - GRANT MATCH	13,575	0	0	0	0	0
70925 - DESIGN	20,000	0	0	0	0	0
72320 - DRAINAGE IMPROVEMENTS	7,110	0	0	0	0	0
<b>Operating Total</b>	<b>1,732,099</b>	<b>819,141</b>	<b>1,711,318</b>	<b>1,711,318</b>	<b>1,870,273</b>	<b>158,955</b>
<b>Capital Outlay</b>						
53050 - MACHINERY AND APPARATUS	49,660	0	0	0	0	0
53080 - VEHICLES ADDITIONS	170,823	96,540	0	0	0	0
<b>Capital Outlay Total</b>	<b>220,483</b>	<b>96,540</b>	<b>0</b>	<b>0</b>	<b>0</b>	<b>0</b>
<b>Total Expense</b>	<b>3,236,827</b>	<b>2,273,130</b>	<b>3,368,881</b>	<b>3,368,881</b>	<b>3,702,543</b>	<b>333,662</b>
<b>CIP Total</b>	<b>927,230</b>	<b>273,512</b>	<b>0</b>	<b>0</b>	<b>0</b>	<b>0</b>
<b>Grand Total</b>	<b>4,164,057</b>	<b>2,546,642</b>	<b>3,368,881</b>	<b>3,368,881</b>	<b>3,702,543</b>	<b>333,662</b>

\* 2021 Amended Budget as of 8/13/2021, which includes the reinstatement of budget that had been reduced during 2020 and 2021 due to the economic shutdown and revenue loss as a result of the COVID-19 pandemic

# City of Colorado Springs Budget Detail Report

## 119 - CONSERVATION TRUST Parks - Park Maintenance and Operations

Acct # - Description	2019 Actual	2020 Actual	2021 Original Budget	* 2021 Amended Budget	2022 Budget	2022 Budget - * 2021 Amended Budget
<b>Salaries/Benefits/Pensions</b>						
51205 - CIVILIAN SALARIES	2,276,811	2,307,176	2,421,469	2,421,469	2,676,261	254,792
51210 - OVERTIME	104,943	56,630	38,000	38,000	38,000	0
51220 - SEASONAL TEMPORARY	489,524	376,274	491,648	491,648	569,648	78,000
51230 - SHIFT DIFFERENTIAL	1,979	1,471	0	0	0	0
51260 - VACATION BUY PAY OUT	10,058	11,307	0	0	0	0
51299 - SALARIES REIMBURSEMENTS	(14,791)	(13,013)	0	0	0	0
51610 - PERA	377,531	371,124	414,242	414,242	470,017	55,775
51615 - WORKERS COMPENSATION	132,443	132,212	118,026	118,026	130,296	12,270
51620 - EQUITABLE LIFE INSURANCE	6,384	6,295	8,557	8,557	9,204	647
51640 - DENTAL INSURANCE	18,446	17,213	19,479	19,479	20,280	801
51690 - MEDICARE	39,046	37,572	42,239	42,239	47,065	4,826
51695 - CITY EPO MEDICAL PLAN	123,994	102,537	110,738	110,738	93,415	(17,323)
51696 - ADVANTAGE HD MED PLAN	344,168	329,524	398,032	398,032	483,153	85,121
51697 - HRA BENEFIT TO ADV MED PLAN	19,756	18,784	21,001	21,001	23,001	2,000
51999 - COVID19 SAL & BEN REIMB	0	(100,814)	0	0	0	0
<b>Salaries/Benefits/Pensions Total</b>	<b>3,930,292</b>	<b>3,654,292</b>	<b>4,083,431</b>	<b>4,083,431</b>	<b>4,560,340</b>	<b>476,909</b>
<b>Operating</b>						
52110 - OFFICE SUPPLIES	579	0	0	0	0	0
52125 - GENERAL SUPPLIES	103,500	59,988	136,930	136,930	150,430	13,500
52145 - PAINT AND CHEMICAL	24,724	7,754	40,150	40,150	36,650	(3,500)
52150 - SEED AND FERTILIZER	114,760	(36,441)	190,815	190,815	148,815	(42,000)
52165 - LICENSES AND TAGS	125	0	0	0	0	0
52175 - SIGNS	0	983	0	0	0	0
52185 - AGGREGATE MATERIAL	25,137	9,057	40,500	40,500	39,000	(1,500)
52190 - JANITORIAL SUPPLIES	778	0	0	0	0	0
52215 - MAINT GROUNDS	14,314	3,442	44,400	44,400	44,400	0
52265 - MAINT BUILDINGS AND STRUCTURE	0	12,732	0	0	0	0
52270 - MAINT WELLS AND RESERVOIRS	56,262	30,787	46,300	46,300	46,300	0
52291 - MAINT VANDALISM RELATED	314	53	1,000	1,000	1,000	0
52410 - BUILDING SECURITY SERVICES	40,000	0	0	0	0	0
52415 - CONTRACTS AND SPEC PROJECTS	70,746	17,605	54,545	54,545	86,045	31,500
52435 - GARBAGE REMOVAL SERVICES	0	1,791	0	0	0	0
52455 - LAWN MAINTENANCE SERVICE	89,153	5,025	0	0	0	0
52568 - BANK AND INVESTMENT FEES	561	734	1,958	1,958	1,100	(858)
52575 - SERVICES	4,318	5,758	64,209	64,209	65,209	1,000
52579 - INSPECTIONS	1,125	0	0	0	0	0
52586 - MESA SPGS SERVICES	0	12	0	0	0	0
52607 - CELL PHONE ALLOWANCE	4,860	4,617	0	0	0	0
52630 - TRAINING	1,800	0	0	0	0	0
52770 - SAFETY EQUIPMENT	12,929	2,550	8,000	8,000	8,000	0
52775 - MINOR EQUIPMENT	40,939	39,005	56,650	56,650	57,650	1,000
52795 - RENTAL OF EQUIPMENT	17,724	1,216	17,000	17,000	17,000	0
52874 - OFFICE SERVICES PRINTING	16	0	0	0	0	0
52999 - COVID19 OPER REIMB	0	(1,071)	0	0	0	0
65075 - INTEREST	5,090	91,913	80,409	80,409	80,409	0
65185 - PRINCIPAL	156,809	50,400	61,950	61,950	61,950	0

# City of Colorado Springs Budget Detail Report

## 119 - CONSERVATION TRUST Parks - Park Maintenance and Operations

Acct # - Description	2019 Actual	2020 Actual	2021 Original Budget	* 2021 Amended Budget	2022 Budget	2022 Budget - * 2021 Amended Budget
65352 - EMPLOYEE AWARDS PROGRAM	0	132	0	0	0	0
65369 - SOFTBALL	364	0	0	0	0	0
<b>Operating Total</b>	<b>786,927</b>	<b>308,042</b>	<b>844,816</b>	<b>844,816</b>	<b>843,958</b>	<b>(858)</b>
<b>Capital Outlay</b>						
53050 - MACHINERY AND APPARATUS	110,000	94,275	94,000	94,000	0	(94,000)
53080 - VEHICLES ADDITIONS	0	0	30,000	30,000	0	(30,000)
<b>Capital Outlay Total</b>	<b>110,000</b>	<b>94,275</b>	<b>124,000</b>	<b>124,000</b>	<b>0</b>	<b>(124,000)</b>
<b>Total Expense</b>	<b>4,827,219</b>	<b>4,056,609</b>	<b>5,052,247</b>	<b>5,052,247</b>	<b>5,404,298</b>	<b>352,051</b>
<b>CIP Total</b>	<b>0</b>	<b>0</b>	<b>35,000</b>	<b>35,000</b>	<b>75,000</b>	<b>40,000</b>
<b>Grand Total</b>	<b>4,827,219</b>	<b>4,056,609</b>	<b>5,087,247</b>	<b>5,087,247</b>	<b>5,479,298</b>	<b>392,051</b>

\* 2021 Amended Budget as of 8/13/2021, which includes the reinstatement of budget that had been reduced during 2020 and 2021 due to the economic shutdown and revenue loss as a result of the COVID-19 pandemic

# City of Colorado Springs Budget Detail Report

## 131- OLD COLORADO CITY SIMD Parks - Park Maintenance and Operations

Acct # - Description	2019 Actual	2020 Actual	2021 Original Budget	* 2021 Amended Budget	2022 Budget	2022 Budget - * 2021 Amended Budget
<b>Salaries/Benefits/Pensions</b>						
51205 - CIVILIAN SALARIES	55,763	57,070	58,358	58,358	64,090	5,732
51210 - OVERTIME	80	0	500	500	500	0
51220 - SEASONAL TEMPORARY	3,888	8,073	7,299	7,299	9,280	1,981
51230 - SHIFT DIFFERENTIAL	40	0	0	0	0	0
51299 - SALARIES REIMBURSEMENTS	0	(1,077)	0	0	0	0
51610 - PERA	9,294	8,870	9,333	9,333	10,337	1,004
51615 - WORKERS COMPENSATION	3,128	3,414	3,037	3,037	3,377	340
51620 - EQUITABLE LIFE INSURANCE	156	155	206	206	224	18
51640 - DENTAL INSURANCE	410	395	420	420	420	0
51690 - MEDICARE	988	925	952	952	1,036	84
51696 - ADVANTAGE HD MED PLAN	6,250	6,180	6,978	6,978	7,512	534
51697 - HRA BENEFIT TO ADV MED PLAN	502	483	500	500	500	0
<b>Salaries/Benefits/Pensions Total</b>	<b>80,499</b>	<b>84,488</b>	<b>87,583</b>	<b>87,583</b>	<b>97,276</b>	<b>9,693</b>
<b>Operating</b>						
52122 - CELL PHONES EQUIP AND SUPPLIES	37	43	0	0	0	0
52125 - GENERAL SUPPLIES	334	551	750	750	750	0
52126 - ELECTRICAL SUPPLIES	592	49	500	500	500	0
52140 - WEARING APPAREL	109	160	450	450	450	0
52145 - PAINT AND CHEMICAL	276	911	800	800	800	0
52150 - SEED AND FERTILIZER	342	52	600	600	600	0
52205 - MAINT LANDSCAPING	1,774	2,609	3,000	3,000	3,000	0
52210 - MAINT TREES	1,500	1,000	1,000	1,000	1,000	0
52215 - MAINT GROUNDS	1,915	1,918	2,000	2,000	2,000	0
52240 - MAINT NONFLEET VEHICLES EQP	181	92	150	150	300	150
52265 - MAINT BUILDINGS AND STRUCTURE	281	0	400	400	400	0
52270 - MAINT WELLS AND RESERVOIRS	994	396	1,000	1,000	2,000	1,000
52410 - BUILDING SECURITY SERVICES	331	0	500	500	500	0
52435 - GARBAGE REMOVAL SERVICES	0	421	0	0	1,000	1,000
52465 - MISCELLANEOUS SERVICES	60	93	0	0	0	0
52568 - BANK AND INVESTMENT FEES	34	43	110	110	33	(77)
52571 - SNOW REMOVAL	2,051	2,979	2,500	2,500	2,500	0
52575 - SERVICES	67	3,081	2,000	2,000	6,000	4,000
52630 - TRAINING	12	409	250	250	250	0
52738 - CELL PHONE BASE CHARGES	351	689	250	250	250	0
52746 - UTILITIES ELECTRIC	4,512	3,888	4,884	4,884	4,884	0
52747 - UTILITIES GAS	800	683	1,100	1,100	1,100	0
52748 - UTILITIES SEWER	395	414	450	450	450	0
52749 - UTILITIES WATER	7,359	7,945	8,000	8,000	8,000	0
52770 - SAFETY EQUIPMENT	63	95	250	250	250	0
52775 - MINOR EQUIPMENT	0	746	800	800	800	0
52777 - TOOL ALLOWANCE	0	162	300	300	300	0
52795 - RENTAL OF EQUIPMENT	0	23	200	200	200	0
52872 - MAINT FLEET VEHICLES EQP	1,045	869	2,200	2,200	2,200	0

# City of Colorado Springs Budget Detail Report

## 131- OLD COLORADO CITY SIMD Parks - Park Maintenance and Operations

Acct # - Description	2019 Actual	2020 Actual	2021 Original Budget	* 2021 Amended Budget	2022 Budget	2022 Budget - * 2021 Amended Budget
65365 - HEALTH PROGRAMS	0	0	75	75	75	0
71185 - SIDEWALK REPLACEMENT	7,890	18,000	5,000	5,000	0	(5,000)
<b>Operating Total</b>	<b>33,305</b>	<b>48,321</b>	<b>39,519</b>	<b>39,519</b>	<b>40,592</b>	<b>1,073</b>
<b>Capital Outlay</b>						
53095 - IMPROVEMENT TO CAP ASSETS	22,500	10,000	8,000	8,000	6,000	(2,000)
<b>Capital Outlay Total</b>	<b>22,500</b>	<b>10,000</b>	<b>8,000</b>	<b>8,000</b>	<b>6,000</b>	<b>(2,000)</b>
<b>Grand Total</b>	<b>136,304</b>	<b>142,809</b>	<b>135,102</b>	<b>135,102</b>	<b>143,868</b>	<b>8,766</b>
<b>Revenue</b>						
45025 - PROP TAXES CURRENT YEAR	101,314	109,531	109,280	109,280	128,389	19,109
45055 - PROP TAXES PENALTY	685	375	0	0	0	0
45125 - SPECIFIC OWNERSHIP TAX	12,480	12,205	13,518	13,518	14,097	579
46025 - INTEREST	1,519	947	1,000	1,000	300	(700)
<b>Total Revenue</b>	<b>115,998</b>	<b>123,058</b>	<b>123,798</b>	<b>123,798</b>	<b>142,786</b>	<b>18,988</b>

\* 2021 Amended Budget as of 8/13/2021

# City of Colorado Springs Budget Detail Report

## 132 - NORWOOD SIMD Parks - Park Maintenance and Operations

Acct # - Description	2019 Actual	2020 Actual	2021 Original Budget	* 2021 Amended Budget	2022 Budget	2022 Budget - * 2021 Amended Budget
<b>Salaries/Benefits/Pensions</b>						
51205 - CIVILIAN SALARIES	168,240	167,259	232,049	232,049	256,538	24,489
51210 - OVERTIME	43	0	1,000	1,000	1,000	0
51220 - SEASONAL TEMPORARY	69,022	62,391	63,713	63,713	32,000	(31,713)
51260 - VACATION BUY PAY OUT	2,239	1,585	0	0	0	0
51299 - SALARIES REIMBURSEMENTS	(2,240)	(2,321)	(22,547)	(22,547)	(22,547)	0
51610 - PERA	31,194	30,842	40,635	40,635	46,371	5,736
51615 - WORKERS COMPENSATION	11,330	10,695	12,293	12,293	13,601	1,308
51620 - EQUITABLE LIFE INSURANCE	477	462	827	827	903	76
51640 - DENTAL INSURANCE	1,465	1,347	2,175	2,175	2,160	(15)
51690 - MEDICARE	3,324	3,224	4,144	4,144	4,644	500
51696 - ADVANTAGE HD MED PLAN	28,627	25,946	50,051	50,051	54,219	4,168
51697 - HRA BENEFIT TO ADV MED PLAN	1,830	1,671	2,750	2,750	2,750	0
<b>Salaries/Benefits/Pensions Total</b>	<b>315,551</b>	<b>303,101</b>	<b>387,090</b>	<b>387,090</b>	<b>391,639</b>	<b>4,549</b>
<b>Operating</b>						
52110 - OFFICE SUPPLIES	0	12	0	0	0	0
52122 - CELL PHONES EQUIP AND SUPPLIES	0	172	0	0	0	0
52125 - GENERAL SUPPLIES	4,182	3,327	4,800	4,800	4,800	0
52140 - WEARING APPAREL	1,044	1,355	1,500	1,500	1,500	0
52145 - PAINT AND CHEMICAL	4,572	4,617	6,000	6,000	6,000	0
52150 - SEED AND FERTILIZER	5,807	4,359	7,200	7,200	7,200	0
52175 - SIGNS	10,200	3,500	0	0	0	0
52205 - MAINT LANDSCAPING	2,667	2,984	8,000	8,000	24,000	16,000
52210 - MAINT TREES	13,036	32,271	30,000	30,000	25,000	(5,000)
52215 - MAINT GROUNDS	479	33	0	0	0	0
52240 - MAINT NONFLEET VEHICLES EQP	6,327	8,152	9,500	9,500	5,000	(4,500)
52270 - MAINT WELLS AND RESERVOIRS	9,854	6,333	15,000	15,000	11,000	(4,000)
52435 - GARBAGE REMOVAL SERVICES	0	269	0	0	700	700
52455 - LAWN MAINTENANCE SERVICE	10,300	19,956	25,000	25,000	190,000	165,000
52465 - MISCELLANEOUS SERVICES	0	30	500	500	500	0
52565 - PEST CONTROL	0	2,750	4,000	4,000	2,000	(2,000)
52568 - BANK AND INVESTMENT FEES	174	301	605	605	418	(187)
52575 - SERVICES	2,386	979	4,000	4,000	10,000	6,000
52607 - CELL PHONE ALLOWANCE	0	0	200	200	200	0
52630 - TRAINING	856	1,001	900	900	900	0
52725 - RENTAL OF PROPERTY	16,488	19,358	18,144	18,144	21,192	3,048
52738 - CELL PHONE BASE CHARGES	1,658	1,276	1,500	1,500	1,500	0
52742 - STORMWATER FEE	18	72	0	0	0	0
52746 - UTILITIES ELECTRIC	4,587	4,240	4,884	4,884	4,884	0
52749 - UTILITIES WATER	180,383	214,767	220,879	220,879	220,879	0
52770 - SAFETY EQUIPMENT	1,280	606	1,000	1,000	1,000	0
52775 - MINOR EQUIPMENT	846	1,638	2,500	2,500	1,250	(1,250)
52777 - TOOL ALLOWANCE	1,284	1,143	1,500	1,500	1,500	0
52795 - RENTAL OF EQUIPMENT	2,152	1,779	1,800	1,800	1,800	0
52872 - MAINT FLEET VEHICLES EQP	20,678	18,269	24,000	24,000	15,000	(9,000)
71185 - SIDEWALK REPLACEMENT	11,786	11,514	2,000	2,000	2,000	0
71385 - FENCING	148,362	64,324	30,000	30,000	40,000	10,000
<b>Operating Total</b>	<b>461,406</b>	<b>431,387</b>	<b>425,412</b>	<b>425,412</b>	<b>600,223</b>	<b>174,811</b>

# City of Colorado Springs Budget Detail Report

132 - NORWOOD SIMD  
Parks - Park Maintenance and Operations

Acct # - Description	2019 Actual	2020 Actual	2021 Original Budget	* 2021 Amended Budget	2022 Budget	2022 Budget - * 2021 Amended Budget
<b>Capital Outlay</b>						
53050 - MACHINERY AND APPARATUS	0	2,099	10,000	10,000	14,000	4,000
53070 - VEHICLES REPLACEMENT	43,519	0	45,000	45,000	0	(45,000)
53095 - IMPROVEMENT TO CAP ASSETS	0	0	100,000	100,000	100,000	0
<b>Capital Outlay Total</b>	<b>43,519</b>	<b>2,099</b>	<b>155,000</b>	<b>155,000</b>	<b>114,000</b>	<b>(41,000)</b>
<b>Grand Total</b>	<b>820,476</b>	<b>736,587</b>	<b>967,502</b>	<b>967,502</b>	<b>1,105,862</b>	<b>138,360</b>
<b>Revenue</b>						
43180 - GAIN LOSS INV MKT VALUE	3,758	4,121	0	0	0	0
45025 - PROP TAXES CURRENT YEAR	679,301	781,662	790,888	790,888	944,460	153,572
45050 - PROP TAXES DELIQUENT	0	3	0	0	0	0
45055 - PROP TAXES PENALTY	309	273	0	0	0	0
45125 - SPECIFIC OWNERSHIP TAX	83,542	86,384	97,833	97,833	103,702	5,869
46025 - INTEREST	7,836	8,486	5,500	5,500	3,800	(1,700)
<b>Total Revenue</b>	<b>774,746</b>	<b>880,929</b>	<b>894,221</b>	<b>894,221</b>	<b>1,051,962</b>	<b>157,741</b>

\* 2021 Amended Budget as of 8/13/2021



# City of Colorado Springs Budget Detail Report

133 - BRIARGATE SIMD  
Parks - Park Maintenance and Operations

Acct # - Description	2019 Actual	2020 Actual	2021 Original Budget	* 2021 Amended Budget	2022 Budget	2022 Budget - * 2021 Amended Budget
<b>Salaries/Benefits/Pensions</b>						
51205 - CIVILIAN SALARIES	252,725	262,634	286,162	286,162	291,804	5,642
51210 - OVERTIME	2,337	937	2,000	2,000	2,000	0
51220 - SEASONAL TEMPORARY	67,832	81,522	82,744	82,744	82,744	0
51230 - SHIFT DIFFERENTIAL	0	25	0	0	0	0
51235 - STANDBY	104	0	0	0	0	0
51260 - VACATION BUY PAY OUT	956	1,230	0	0	0	0
51299 - SALARIES REIMBURSEMENTS	(2,606)	(1,972)	(4,104)	(4,104)	(4,104)	0
51610 - PERA	43,212	46,497	52,458	52,458	54,231	1,773
51615 - WORKERS COMPENSATION	15,474	17,399	12,106	12,106	12,329	223
51620 - EQUITABLE LIFE INSURANCE	712	726	1,000	1,000	994	(6)
51640 - DENTAL INSURANCE	1,654	1,986	2,460	2,460	2,310	(150)
51655 - RETIRED EMP MEDICAL INS	1,097	1,097	0	0	0	0
51690 - MEDICARE	4,596	4,849	5,349	5,349	5,431	82
51695 - CITY EPO MEDICAL PLAN	10,860	10,747	12,132	12,132	13,139	1,007
51696 - ADVANTAGE HD MED PLAN	27,252	39,914	53,136	53,136	47,910	(5,226)
51697 - HRA BENEFIT TO ADV MED PLAN	1,516	2,018	2,563	2,563	2,375	(188)
<b>Salaries/Benefits/Pensions Total</b>	<b>427,721</b>	<b>469,609</b>	<b>508,006</b>	<b>508,006</b>	<b>511,163</b>	<b>3,157</b>
<b>Operating</b>						
52122 - CELL PHONES EQUIP AND SUPPLIES	0	162	0	0	0	0
52125 - GENERAL SUPPLIES	3,625	3,701	4,000	4,000	4,000	0
52126 - ELECTRICAL SUPPLIES	0	0	1,000	1,000	1,000	0
52135 - POSTAGE	2,747	0	0	0	0	0
52140 - WEARING APPAREL	903	1,537	1,500	1,500	1,500	0
52145 - PAINT AND CHEMICAL	5,777	4,975	8,000	8,000	6,000	(2,000)
52150 - SEED AND FERTILIZER	8,182	7,026	10,700	10,700	10,700	0
52175 - SIGNS	0	450	0	0	0	0
52205 - MAINT LANDSCAPING	3,084	3,876	6,500	6,500	6,500	0
52210 - MAINT TREES	3,150	19,476	30,000	30,000	30,000	0
52215 - MAINT GROUNDS	607	0	0	0	0	0
52240 - MAINT NONFLEET VEHICLES EQP	5,029	10,039	11,500	11,500	11,500	0
52270 - MAINT WELLS AND RESERVOIRS	14,306	7,633	20,000	20,000	20,000	0
52415 - CONTRACTS AND SPEC PROJECTS	0	18,283	0	0	0	0
52435 - GARBAGE REMOVAL SERVICES	0	325	0	0	1,000	1,000
52455 - LAWN MAINTENANCE SERVICE	6,550	38,446	55,000	55,000	66,000	11,000
52465 - MISCELLANEOUS SERVICES	331	30	80,000	80,000	0	(80,000)
52565 - PEST CONTROL	1,240	11,465	12,500	12,500	6,000	(6,500)
52568 - BANK AND INVESTMENT FEES	279	447	946	946	627	(319)
52574 - LEGAL SERVICES	0	11,497	10,000	10,000	0	(10,000)
52575 - SERVICES	1,110	3,289	3,000	3,000	3,000	0
52630 - TRAINING	1,734	1,099	3,000	3,000	3,000	0
52725 - RENTAL OF PROPERTY	24,005	23,433	26,149	26,149	25,653	(496)
52738 - CELL PHONE BASE CHARGES	1,559	1,030	2,200	2,200	2,200	0
52746 - UTILITIES ELECTRIC	12,577	11,579	11,668	11,668	11,668	0
52747 - UTILITIES GAS	2,245	1,748	1,200	1,200	1,200	0
52748 - UTILITIES SEWER	0	0	500	500	500	0

# City of Colorado Springs Budget Detail Report

133 - BRIARGATE SIMD  
Parks - Park Maintenance and Operations

Acct # - Description	2019 Actual	2020 Actual	2021 Original Budget	* 2021 Amended Budget	2022 Budget	2022 Budget - * 2021 Amended Budget
52749 - UTILITIES WATER	332,971	344,443	372,000	372,000	372,000	0
52770 - SAFETY EQUIPMENT	1,159	815	1,000	1,000	1,000	0
52775 - MINOR EQUIPMENT	1,104	2,914	4,000	4,000	4,000	0
52777 - TOOL ALLOWANCE	1,396	797	2,000	2,000	2,000	0
52795 - RENTAL OF EQUIPMENT	4,252	3,540	3,600	3,600	3,600	0
52872 - MAINT FLEET VEHICLES EQP	30,632	24,917	34,000	34,000	34,000	0
52874 - OFFICE SERVICES PRINTING	1,000	0	0	0	0	0
52999 - COVID19 OPER REIMB	0	(158)	0	0	0	0
71185 - SIDEWALK REPLACEMENT	1,060	0	2,000	2,000	2,000	0
71385 - FENCING	597	660	1,000	1,000	1,000	0
<b>Operating Total</b>	<b>473,211</b>	<b>559,474</b>	<b>718,963</b>	<b>718,963</b>	<b>631,648</b>	<b>(87,315)</b>
<b>Capital Outlay</b>						
53050 - MACHINERY AND APPARATUS	12,858	22,645	13,000	13,000	0	(13,000)
53070 - VEHICLES REPLACEMENT	0	1,850	0	0	52,000	52,000
53095 - IMPROVEMENT TO CAP ASSETS	0	0	100,000	100,000	75,000	(25,000)
<b>Capital Outlay Total</b>	<b>12,858</b>	<b>24,495</b>	<b>113,000</b>	<b>113,000</b>	<b>127,000</b>	<b>14,000</b>
<b>Grand Total</b>	<b>913,790</b>	<b>1,053,578</b>	<b>1,339,969</b>	<b>1,339,969</b>	<b>1,269,811</b>	<b>(70,158)</b>
<b>Revenue</b>						
43180 - GAIN LOSS INV MKT VALUE	6,073	5,122	0	0	0	0
45025 - PROP TAXES CURRENT YEAR	815,893	964,742	961,666	961,666	1,074,725	113,059
45050 - PROP TAXES DELIQUENT	449	0	0	0	0	0
45055 - PROP TAXES PENALTY	565	290	0	0	0	0
45125 - SPECIFIC OWNERSHIP TAX	101,010	106,676	118,958	118,958	118,005	(953)
46025 - INTEREST	12,029	12,788	8,600	8,600	5,700	(2,900)
<b>Total Revenue</b>	<b>936,019</b>	<b>1,089,618</b>	<b>1,089,224</b>	<b>1,089,224</b>	<b>1,198,430</b>	<b>109,206</b>

\* 2021 Amended Budget as of 8/13/2021

# City of Colorado Springs Budget Detail Report

## 134 - STETSON HILLS SIMD Parks - Park Maintenance and Operations

Acct # - Description	2019 Actual	2020 Actual	2021 Original Budget	* 2021 Amended Budget	2022 Budget	2022 Budget - * 2021 Amended Budget
<b>Salaries/Benefits/Pensions</b>						
51205 - CIVILIAN SALARIES	82,641	80,618	57,594	57,594	65,255	7,661
51210 - OVERTIME	793	388	750	750	750	0
51220 - SEASONAL TEMPORARY	25,354	32,912	31,838	31,838	16,000	(15,838)
51235 - STANDBY	73	0	0	0	0	0
51260 - VACATION BUY PAY OUT	0	207	0	0	0	0
51299 - SALARIES REIMBURSEMENTS	0	0	26,651	26,651	26,651	0
51610 - PERA	13,589	15,266	12,291	12,291	14,057	1,766
51615 - WORKERS COMPENSATION	5,107	5,361	3,090	3,090	3,499	409
51620 - EQUITABLE LIFE INSURANCE	232	220	206	206	227	21
51640 - DENTAL INSURANCE	737	653	544	544	540	(4)
51690 - MEDICARE	1,449	1,594	1,253	1,253	1,408	155
51696 - ADVANTAGE HD MED PLAN	18,973	20,220	18,362	18,362	19,910	1,548
51697 - HRA BENEFIT TO ADV MED PLAN	1,047	927	750	750	750	0
<b>Salaries/Benefits/Pensions Total</b>	<b>149,995</b>	<b>158,366</b>	<b>153,329</b>	<b>153,329</b>	<b>149,047</b>	<b>(4,282)</b>
<b>Operating</b>						
52122 - CELL PHONES EQUIP AND SUPPLIES	0	43	0	0	0	0
52125 - GENERAL SUPPLIES	1,882	1,692	3,000	3,000	2,500	(500)
52140 - WEARING APPAREL	352	488	750	750	500	(250)
52145 - PAINT AND CHEMICAL	1,682	1,749	2,000	2,000	2,000	0
52150 - SEED AND FERTILIZER	2,239	2,521	4,000	4,000	4,000	0
52205 - MAINT LANDSCAPING	2,321	3,202	3,500	3,500	3,500	0
52210 - MAINT TREES	5,600	1,055	10,000	10,000	10,000	0
52215 - MAINT GROUNDS	1,979	0	0	0	0	0
52240 - MAINT NONFLEET VEHICLES EQP	4,045	3,614	4,500	4,500	2,250	(2,250)
52270 - MAINT WELLS AND RESERVOIRS	3,952	4,274	7,000	7,000	7,000	0
52435 - GARBAGE REMOVAL SERVICES	0	113	0	0	480	480
52455 - LAWN MAINTENANCE SERVICE	5,312	7,355	9,000	9,000	81,000	72,000
52465 - MISCELLANEOUS SERVICES	5,420	30	150	150	150	0
52565 - PEST CONTROL	2,130	1,960	2,500	2,500	1,500	(1,000)
52568 - BANK AND INVESTMENT FEES	133	165	451	451	242	(209)
52575 - SERVICES	2,972	424	2,000	2,000	2,000	0
52630 - TRAINING	1,423	215	600	600	600	0
52725 - RENTAL OF PROPERTY	8,192	8,151	9,072	9,072	8,923	(149)
52738 - CELL PHONE BASE CHARGES	398	305	0	0	0	0
52746 - UTILITIES ELECTRIC	2,633	2,441	3,908	3,908	3,908	0
52749 - UTILITIES WATER	106,962	116,178	110,000	110,000	110,000	0
52770 - SAFETY EQUIPMENT	363	299	350	350	200	(150)
52775 - MINOR EQUIPMENT	1,250	874	2,000	2,000	1,000	(1,000)
52777 - TOOL ALLOWANCE	355	420	400	400	400	0
52795 - RENTAL OF EQUIPMENT	1,517	1,428	800	800	800	0
52872 - MAINT FLEET VEHICLES EQP	2,565	5,684	4,000	4,000	2,000	(2,000)
71185 - SIDEWALK REPLACEMENT	0	0	750	750	750	0
71385 - FENCING	135,290	22,884	100,000	100,000	100,000	0
<b>Operating Total</b>	<b>300,967</b>	<b>187,564</b>	<b>280,731</b>	<b>280,731</b>	<b>345,703</b>	<b>64,972</b>

# City of Colorado Springs Budget Detail Report

## 134 - STETSON HILLS SIMD Parks - Park Maintenance and Operations

Acct # - Description	2019 Actual	2020 Actual	2021 Original Budget	* 2021 Amended Budget	2022 Budget	2022 Budget - * 2021 Amended Budget
<b>Capital Outlay</b>						
53050 - MACHINERY AND APPARATUS	0	11,248	0	0	0	0
53070 - VEHICLES REPLACEMENT	43,519	0	0	0	0	0
<b>Capital Outlay Total</b>	<b>43,519</b>	<b>11,248</b>	<b>0</b>	<b>0</b>	<b>0</b>	<b>0</b>
<b>Grand Total</b>	<b>494,481</b>	<b>357,178</b>	<b>434,060</b>	<b>434,060</b>	<b>494,750</b>	<b>60,690</b>
<b>Revenue</b>						
45025 - PROP TAXES CURRENT YEAR	282,381	333,650	329,160	329,160	382,352	53,192
45050 - PROP TAXES DELIQUENT	0	9	0	0	0	0
45055 - PROP TAXES PENALTY	212	135	0	0	0	0
45125 - SPECIFIC OWNERSHIP TAX	34,712	33,187	40,717	40,717	41,982	1,265
46025 - INTEREST	5,822	5,048	4,100	4,100	2,200	(1,900)
<b>Total Revenue</b>	<b>323,127</b>	<b>372,029</b>	<b>373,977</b>	<b>373,977</b>	<b>426,534</b>	<b>52,557</b>

\* 2021 Amended Budget as of 8/13/2021

# City of Colorado Springs Budget Detail Report

135 - WOODSTONE SIMD  
Parks - Park Maintenance and Operations

Acct # - Description	2019 Actual	2020 Actual	2021 Original Budget	* 2021 Amended Budget	2022 Budget	2022 Budget - * 2021 Amended Budget
<b>Salaries/Benefits/Pensions</b>						
51220 - SEASONAL TEMPORARY	0	0	200	200	200	0
51610 - PERA	0	0	28	28	29	1
51615 - WORKERS COMPENSATION	0	0	1	1	1	0
51690 - MEDICARE	0	0	3	3	3	0
<b>Salaries/Benefits/Pensions Total</b>	<b>0</b>	<b>0</b>	<b>232</b>	<b>232</b>	<b>233</b>	<b>1</b>
<b>Operating</b>						
52125 - GENERAL SUPPLIES	0	0	100	100	100	0
52126 - ELECTRICAL SUPPLIES	0	0	100	100	100	0
52215 - MAINT GROUNDS	15,412	6,116	2,000	2,000	500	(1,500)
52270 - MAINT WELLS AND RESERVOIRS	0	0	25,000	25,000	800	(24,200)
52455 - LAWN MAINTENANCE SERVICE	3,180	3,004	5,000	5,000	5,000	0
52465 - MISCELLANEOUS SERVICES	0	30	0	0	0	0
52568 - BANK AND INVESTMENT FEES	24	39	88	88	55	(33)
52571 - SNOW REMOVAL	603	180	700	700	700	0
52575 - SERVICES	135	0	1,500	1,500	1,500	0
52746 - UTILITIES ELECTRIC	213	212	614	614	350	(264)
52749 - UTILITIES WATER	0	0	2,400	2,400	1,400	(1,000)
71385 - FENCING	0	10,643	2,500	2,500	20,000	17,500
<b>Operating Total</b>	<b>19,567</b>	<b>20,224</b>	<b>40,002</b>	<b>40,002</b>	<b>30,505</b>	<b>(9,497)</b>
<b>Grand Total</b>	<b>19,567</b>	<b>20,224</b>	<b>40,234</b>	<b>40,234</b>	<b>30,738</b>	<b>(9,496)</b>
<b>Revenue</b>						
45025 - PROP TAXES CURRENT YEAR	18,001	19,555	19,569	19,569	21,983	2,414
45055 - PROP TAXES PENALTY	20	13	0	0	0	0
45125 - SPECIFIC OWNERSHIP TAX	2,213	2,158	2,421	2,421	2,414	(7)
46025 - INTEREST	1,068	1,199	800	800	500	(300)
<b>Total Revenue</b>	<b>21,302</b>	<b>22,925</b>	<b>22,790</b>	<b>22,790</b>	<b>24,897</b>	<b>2,107</b>

\* 2021 Amended Budget as of 8/13/2021

# City of Colorado Springs Budget Detail Report

## 136 - COLORADO GATEWAY SIMD Parks - Park Maintenance and Operations

Acct # - Description	2019 Actual	2020 Actual	2021 Original Budget	* 2021 Amended Budget	2022 Budget	2022 Budget - * 2021 Amended Budget
<b>Salaries/Benefits/Pensions</b>						
51220 - SEASONAL TEMPORARY	6	0	400	400	200	(200)
51610 - PERA	0	0	57	57	58	1
51615 - WORKERS COMPENSATION	0	0	1	1	1	0
51690 - MEDICARE	0	0	6	6	6	0
<b>Salaries/Benefits/Pensions Total</b>	<b>6</b>	<b>0</b>	<b>464</b>	<b>464</b>	<b>265</b>	<b>(199)</b>
<b>Operating</b>						
52125 - GENERAL SUPPLIES	0	0	100	100	100	0
52126 - ELECTRICAL SUPPLIES	0	0	600	600	400	(200)
52210 - MAINT TREES	0	0	300	300	600	300
52215 - MAINT GROUNDS	663	0	3,500	3,500	300	(3,200)
52455 - LAWN MAINTENANCE SERVICE	1,829	6,587	0	0	3,000	3,000
52568 - BANK AND INVESTMENT FEES	5	6	19	19	9	(10)
52575 - SERVICES	165	2,030	3,000	3,000	300	(2,700)
52746 - UTILITIES ELECTRIC	540	513	600	600	600	0
<b>Operating Total</b>	<b>3,202</b>	<b>9,136</b>	<b>8,119</b>	<b>8,119</b>	<b>5,309</b>	<b>(2,810)</b>
<b>Grand Total</b>	<b>3,208</b>	<b>9,136</b>	<b>8,583</b>	<b>8,583</b>	<b>5,574</b>	<b>(3,009)</b>
<b>Revenue</b>						
45025 - PROP TAXES CURRENT YEAR	3,180	3,448	3,603	3,603	4,505	902
45055 - PROP TAXES PENALTY	5	1	0	0	0	0
45125 - SPECIFIC OWNERSHIP TAX	402	402	446	446	495	49
46025 - INTEREST	232	207	170	170	80	(90)
<b>Total Revenue</b>	<b>3,819</b>	<b>4,058</b>	<b>4,219</b>	<b>4,219</b>	<b>5,080</b>	<b>861</b>

\* 2021 Amended Budget as of 8/13/2021

# City of Colorado Springs Budget Detail Report

137 - PLATTE AVE SIMD  
Parks - Park Maintenance and Operations

Acct # - Description	2019 Actual	2020 Actual	2021 Original Budget	* 2021 Amended Budget	2022 Budget	2022 Budget - * 2021 Amended Budget
<b>Salaries/Benefits/Pensions</b>						
51220 - SEASONAL TEMPORARY	0	0	500	500	500	0
51610 - PERA	0	0	71	71	73	2
51615 - WORKERS COMPENSATION	0	0	1	1	1	0
51690 - MEDICARE	0	0	7	7	7	0
<b>Salaries/Benefits/Pensions Total</b>	<b>0</b>	<b>0</b>	<b>579</b>	<b>579</b>	<b>581</b>	<b>2</b>
<b>Operating</b>						
52125 - GENERAL SUPPLIES	0	0	150	150	150	0
52145 - PAINT AND CHEMICAL	0	0	150	150	150	0
52210 - MAINT TREES	0	5,715	1,500	1,500	4,000	2,500
52215 - MAINT GROUNDS	1,585	725	2,500	2,500	2,500	0
52455 - LAWN MAINTENANCE SERVICE	4,147	6,345	7,500	7,500	7,700	200
52568 - BANK AND INVESTMENT FEES	14	21	44	44	22	(22)
52575 - SERVICES	1,556	105	5,000	5,000	5,000	0
52746 - UTILITIES ELECTRIC	704	376	200	200	200	0
52749 - UTILITIES WATER	896	1,037	1,200	1,200	1,200	0
<b>Operating Total</b>	<b>8,902</b>	<b>14,324</b>	<b>18,244</b>	<b>18,244</b>	<b>20,922</b>	<b>2,678</b>
<b>Grand Total</b>	<b>8,902</b>	<b>14,324</b>	<b>18,823</b>	<b>18,823</b>	<b>21,503</b>	<b>2,680</b>
<b>Revenue</b>						
45025 - PROP TAXES CURRENT YEAR	10,823	10,627	10,587	10,587	10,587	0
46025 - INTEREST	632	637	400	400	200	(200)
<b>Total Revenue</b>	<b>11,455</b>	<b>11,264</b>	<b>10,987</b>	<b>10,987</b>	<b>10,787</b>	<b>(200)</b>

\* 2021 Amended Budget as of 8/13/2021

This page left blank intentionally.



# Recreation and Administration

Kim King, Manager | (719) 385-6509 | Kim.King@coloradosprings.gov

## All Funds Summary

All Funds	Use of Funds	2020 Actual	2021 Original Budget	* 2021 Amended Budget	2022 Budget	2022 Budget - * 2021 Amended Budget
	General Fund	\$5,323,375	\$6,123,599	\$6,487,050	\$7,013,629	\$526,579
Grants Fund**	213,455	1,000,000	1,000,000	950,000	(50,000)	
<b>Total</b>	<b>\$5,536,830</b>	<b>\$7,123,599</b>	<b>\$7,487,050</b>	<b>\$7,963,629</b>	<b>\$476,579</b>	
<b>Positions</b>						
General Fund	33.50	33.50	36.00	36.00	0.00	
Other Funds	0.50	0.50	2.00	2.00	0.00	
<b>Total</b>	<b>34.00</b>	<b>34.00</b>	<b>38.00</b>	<b>38.00</b>	<b>0.00</b>	

\* 2021 Amended Budget as of 8/13/2021, which includes the reinstatement of budget that had been reduced during 2020 and 2021 due to the economic shutdown and revenue loss as a result of the COVID-19 pandemic

\*\* The Grants Fund includes appropriation for new grant funding, and may include re-appropriation of prior year grants not awarded, as well as local match. See Grants Overview for more information.

## Significant Changes vs. 2021

- Increase of approximately \$510,000 in the General Fund mainly to fund existing positions, pay for performance and movements within the salary structure, parking increases, medical cost adjustments, and removal of the hiring delay in 2021
- Increase of \$20,000 in the General Fund to fund the tennis contract, offset by fee revenue
- Decrease of \$50,000 in the Grants Fund to reflect anticipated grant awards

## Recreation and Administration - Overview

The Recreation and Administration Division provides a myriad of recreational programs, human services, and special events to residents and visitors alike. The Division has oversight of the Sertich Ice Center and the seasonal Acacia Park outdoor ice rink; the Historic City Auditorium; Deerfield Hills, Hillside, Meadows Park, and Westside (Contracted) Community Centers; adult and youth sports programs; and the therapeutic recreation program.

The Administration portion of the division provides centralized support to the various operating functions, as well as manages multiple internal and external programs. General services include accounts payable and clerical support. Administration is also the primary interface between the public and the Department. In a typical year, staff process reservations for the Department's rental facilities, permits over 600 special events, recruits and manages over 10,000 volunteers, and responds to thousands of inquiries about programs and facilities. Administration also cultivates public/private partnerships that allow the City to strengthen and expand programs, acquire natural areas, and build facilities.

## Recreation and Administration - Functions

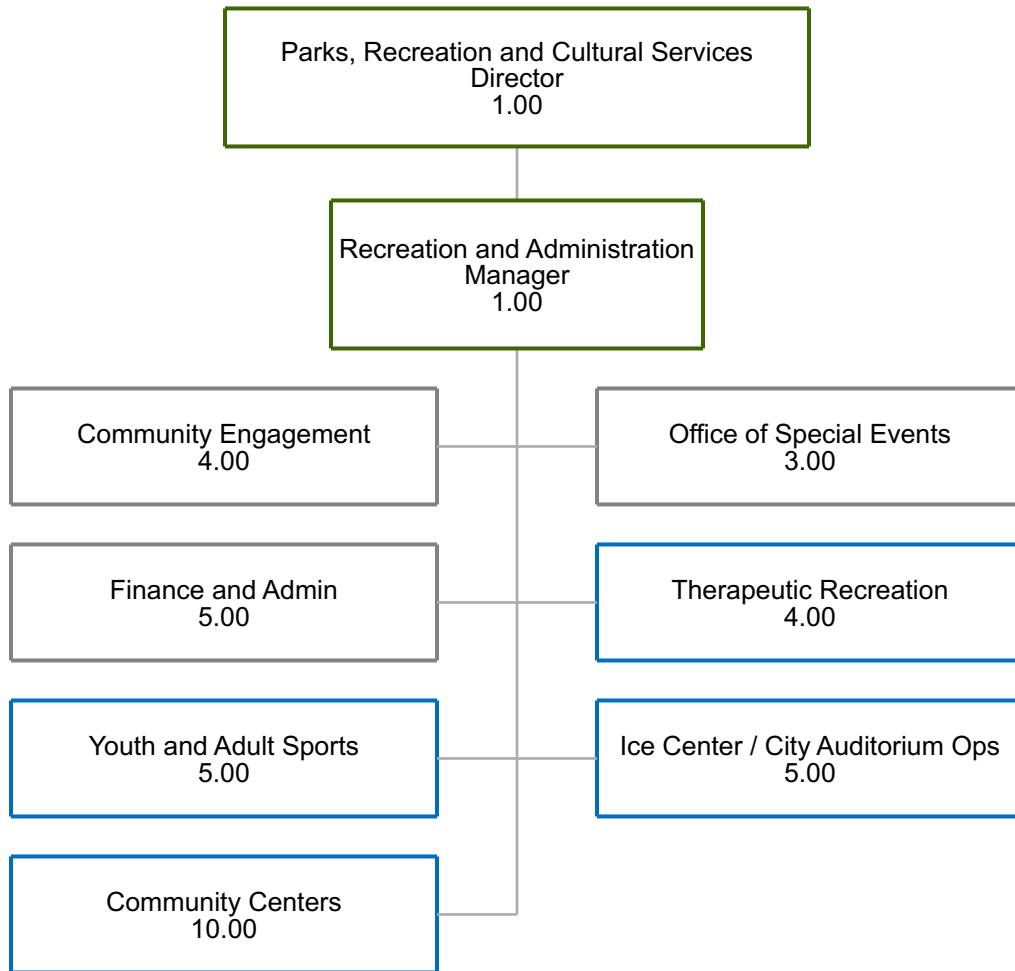
The Division manages the following General Fund supported functions:

Recreation Program Functions	2019 Actual	2020 Actual	2021 Original Budget	* 2021 Amended Budget	2022 Budget
Deerfield Community Center	\$389,065	\$250,452	\$443,543	\$460,895	\$481,055
Westside Community Center	100,000	100,000	100,000	100,000	100,000
Meadows Park Community Center	381,467	324,979	400,498	419,192	433,583
Hillside Community Center	525,991	394,631	562,708	575,523	636,633
Therapeutic Recreation	418,596	421,602	491,142	498,426	546,378
City Auditorium	189,638	51,710	97,432	168,750	169,058
Youth Sports	569,917	450,185	619,905	660,810	701,585
Adult Sports	459,828	378,342	457,744	478,918	513,307
Acacia Park Activities	223,074	208,685	164,096	189,096	187,993
Aquatics	655,904	715,989	734,230	756,830	742,991
Sertich Ice Center	664,980	644,433	625,533	641,085	686,017
<b>Direct Public Service Functions</b>	<b>\$4,578,460</b>	<b>\$3,941,008</b>	<b>\$4,696,831</b>	<b>\$4,949,525</b>	<b>\$5,198,600</b>
All other support/management functions	1,618,938	1,382,367	1,426,768	1,537,525	1,815,029
<b>All Recreation Functions</b>	<b>\$6,197,398</b>	<b>\$5,323,375</b>	<b>\$6,123,599</b>	<b>\$6,487,050</b>	<b>\$7,013,629</b>

\* 2021 Amended Budget as of 8/13/2021, which includes the reinstatement of budget that had been reduced during 2020 and 2021 due to the economic shutdown and revenue loss as a result of the COVID-19 pandemic

# Recreation and Administration - Organizational Chart

---



The sections below and on the following pages provide a summary of the Budget, authorized positions, changes that occurred after the budget was implemented for 2021, and changes occurring as part of the 2022 Budget for each fund including General Fund, TOPS Fund, and Grants Fund.

## Recreation and Administration - General Fund: Summary, Funding, and Position Changes

	2019	2020	2021	* 2021	2022	2022 Budget -
	Actual	Actual	Original Budget	Amended Budget	Budget	* 2021 Amended Budget
<b>Use of Funds</b>						
Salary/Benefits/Pensions	\$4,172,601	\$3,624,610	\$4,311,138	\$4,480,486	\$4,990,819	\$510,333
Operating	1,974,252	1,698,765	1,812,461	1,938,173	2,022,810	84,637
Capital Outlay	50,545	0	0	68,391	0	(68,391)
<b>Total</b>	<b>\$6,197,398</b>	<b>\$5,323,375</b>	<b>\$6,123,599</b>	<b>\$6,487,050</b>	<b>\$7,013,629</b>	<b>\$526,579</b>
<b>Revenue</b>	<b>\$2,303,084</b>	<b>\$1,342,947</b>	<b>\$2,621,693</b>	<b>\$2,621,693</b>	<b>\$2,511,028</b>	<b>(\$110,665)</b>
<b>Position Title</b>		<b>2020 Actual</b>	<b>2021 Original Budget</b>	<b>* 2021 Amended Budget</b>	<b>2022 Budget</b>	<b>2022 Budget - * 2021 Amended Budget</b>
Administrative Technician		2.00	2.00	2.00	2.00	0.00
Analyst II, Financial		0.75	0.75	0.75	0.75	0.00
Contracting Specialist II		0.00	0.00	0.50	0.50	0.00
Maintenance Technician I		1.00	1.00	0.00	0.00	0.00
Maintenance Technician II		1.00	1.00	1.00	1.00	0.00
Office Specialist		0.00	0.00	1.00	1.00	0.00
Park Operations Administrator		6.00	6.00	6.00	6.00	0.00
Parks, Recreation and Cultural Services Director		1.00	1.00	1.00	1.00	0.00
Program Coordinator		6.00	6.00	7.00	7.00	0.00
Public Communications Specialist II		1.00	1.00	1.00	1.00	0.00
Recreation and Administration Manager		1.00	1.00	1.00	1.00	0.00
Recreation Assistant		5.00	5.00	4.00	4.00	0.00
Recreation Therapist		1.00	1.00	1.00	1.00	0.00
Senior Analyst		0.75	0.75	1.75	1.75	0.00
Senior Office Specialist		3.00	3.00	3.00	3.00	0.00
Skilled Maintenance Technician II		1.00	1.00	1.00	1.00	0.00
Special Events Coordinator		1.00	1.00	1.00	1.00	0.00
Special Events Supervisor		1.00	1.00	1.00	1.00	0.00
Sr. Volunteer Coordinator		1.00	1.00	1.00	1.00	0.00
Staff Assistant		0.00	0.00	1.00	1.00	0.00
<b>Total Positions</b>		<b>33.50</b>	<b>33.50</b>	<b>36.00</b>	<b>36.00</b>	<b>0.00</b>

\* 2021 Amended Budget as of 8/13/2021, which includes the reinstatement of budget that had been reduced during 2020 and 2021 due to the economic shutdown and revenue loss as a result of the COVID-19 pandemic

## Recreation and Administration - General Fund: Summary, Funding, and Position Changes

		* 2021 Amended - 2021 Original Budget
<b>Funding Changes</b>	<b>During 2021</b>	
	Reinstatement of operating budget that was reduced during 2020 and carried forward into the 2021 original budget due to the economic shutdown and revenue loss as a result of the COVID-19 pandemic	\$280,377
	Removal of 50% of the hiring delay that reduced the salary budget during 2020 and carried forward into the 2021 original budget due to the economic shutdown and revenue loss as a result of the COVID-19 pandemic	14,576
	Transfer of 1.00 FTE, Staff Assistant, from Design and Development division to Recreation and Administration division	68,498
	<b>Total During 2021</b>	<b>\$363,451</b>
	<b>For 2022</b>	<b>2022 Budget - * 2021 Amended Budget</b>
	<b>Salaries/Benefits/Pensions</b>	
	Net change to fund existing positions	\$288,502
	Increase to fund market movement, pay for performance, and pay progression	183,176
	Increase to fund medical cost adjustments	31,423
	Increase to fund employee parking	360
	Increase to fund the removal of the remaining 50% prior year hiring delay	14,572
	Redistribution to Operating	(7,700)
	<b>Total Salaries/Benefits/Pensions</b>	<b>\$510,333</b>
	<b>Operating</b>	
	Redistribution from Capital Outlay	\$68,391
	Increase to fund Tennis classes and programs, offset by revenue	20,000
	Redistribution from Salaries/Benefits/Pensions	7,700
	Increase to fund ongoing operating costs related to positions added in 2021	2,500
	Transfer funding to Park Maintenance and Operations division to fund North Slope program Seasonal Temporary	(13,954)
<b>Total Operating</b>	<b>\$84,637</b>	
<b>Capital Outlay</b>		
Redistribution to Operating	(\$68,391)	
<b>Total Capital Outlay</b>	<b>(\$68,391)</b>	
<b>Total For 2022</b>	<b>\$526,579</b>	

		* 2021 Amended - 2021 Original Budget
<b>Position Changes</b>	<b>During 2021</b>	
	Transfer of 1.00 FTE, Staff Assistant, from Design and Development division to Recreation and Administration division	1.00
	Add 1.00 FTE Senior Analyst	1.00
	Transfer of 0.50 FTE, Administrative Technician, from Park Maintenance and Operations, then changed to a Contracting Specialist II	0.50
	<b>Total During 2021</b>	<b>2.50</b>
	<b>For 2022</b>	<b>2022 Budget - * 2021 Amended Budget</b>
	None	0.00
<b>Total For 2022</b>	<b>0.00</b>	

\* 2021 Amended Budget as of 8/13/2021, which includes the reinstatement of budget that had been reduced during 2020 and 2021 due to the economic shutdown and revenue loss as a result of the COVID-19 pandemic

## Recreation and Administration - TOPS Fund: Summary and Position Changes

TOPS Fund	Position Title	2020 Actual	2021 Original Budget	* 2021 Amended Budget	2022 Budget	2022 Budget - * 2021 Amended Budget
	Analyst II	0.25	0.25	0.25	0.25	0.00
	Contracting Specialist II	0.00	0.00	0.50	0.50	0.00
	Senior Analyst	0.25	0.25	0.25	0.25	0.00
	<b>Total Positions</b>	<b>0.50</b>	<b>0.50</b>	<b>1.00</b>	<b>1.00</b>	<b>0.00</b>
	The positions above report to the Recreation and Administration Division, but funding is in the TOPS Fund listed in the Park Design and Development budget.					

Position Changes	During 2021	* 2021 Amended - 2021 Original Budget
	Add 0.50 FTE Contracting Specialist II	0.50
	<b>Total During 2021</b>	<b>0.50</b>
	For 2022	2022 Budget - * 2021 Amended Budget
	None	0.00
<b>Total For 2022</b>	<b>0.00</b>	

\* 2021 Amended Budget as of 8/13/2021, which includes the reinstatement of budget that had been reduced during 2020 and 2021 due to the economic shutdown and revenue loss as a result of the COVID-19 pandemic

## Recreation and Administration - Grants Fund: Summary, Funding and Position Changes

Grants Fund	Use of Funds	2019 Actual	2020 Actual	2021 Original Budget	* 2021 Amended Budget	2022 Budget	2022 Budget - * 2021 Amended Budget
	Grants Fund**	\$159,450	\$213,455	\$1,000,000	\$1,000,000	\$950,000	(\$50,000)
	<b>Total</b>	<b>\$159,450</b>	<b>\$213,455</b>	<b>\$1,000,000</b>	<b>\$1,000,000</b>	<b>\$950,000</b>	<b>(\$50,000)</b>
Grants Fund	Position Title	2020 Actual	2021 Original Budget	* 2021 Amended Budget	2022 Budget	2022 Budget - * 2021 Amended Budget	
	Recreation Assistant	0.00	0.00	1.00	1.00	0.00	
	<b>Total Positions</b>	<b>0.00</b>	<b>0.00</b>	<b>1.00</b>	<b>1.00</b>	<b>0.00</b>	

\*\* The Grants Fund includes appropriation for new grant funding, and may include re-appropriation of prior year grants not awarded, as well as local match. See Grants Overview for more information.

Funding Changes	During 2021	* 2021 Amended - 2021 Original Budget
	None	\$0
	<b>Total During 2021</b>	<b>\$0</b>
	For 2022	2022 Budget - * 2021 Amended Budget
	Decrease in potential grant awards	(\$50,000)
<b>Total For 2022</b>	<b>(\$50,000)</b>	

\* 2021 Amended Budget as of 8/13/2021, which includes the reinstatement of budget that had been reduced during 2020 and 2021 due to the economic shutdown and revenue loss as a result of the COVID-19 pandemic

## Recreation and Administration - Grants Fund: Position Changes

<b>Position Changes</b>	<b>During 2021</b>	<b>* 2021 Amended - 2021 Original Budget</b>
	Add 1.00 FTE, Recreation Assistant, for partnership with Harrison School District 2 for out-of-school programming at community centers	1.00
	<b>Total During 2021</b>	<b>1.00</b>
	<b>For 2022</b>	<b>2022 Budget - * 2021 Amended Budget</b>
	None	0.00
	<b>Total For 2022</b>	<b>0.00</b>

\* 2021 Amended Budget as of 8/13/2021, which includes the reinstatement of budget that had been reduced during 2020 and 2021 due to the economic shutdown and revenue loss as a result of the COVID-19 pandemic

# City of Colorado Springs Budget Detail Report

001 - GENERAL FUND  
Parks - Recreation and Administration

Acct # - Description	2019 Actual	2020 Actual	2021 Original Budget	* 2021 Amended Budget	2022 Budget	2022 Budget - * 2021 Amended Budget
<b>Salaries/Benefits/Pensions</b>						
51205 - CIVILIAN SALARIES	2,165,895	2,089,084	2,319,681	2,382,176	2,800,376	418,200
51210 - OVERTIME	6,162	5,965	4,480	4,480	4,480	0
51220 - SEASONAL TEMPORARY	1,083,909	695,498	997,407	1,083,681	1,075,981	(7,700)
51230 - SHIFT DIFFERENTIAL	509	0	0	0	0	0
51245 - RETIREMENT TERM VACATION	5,969	17,294	0	0	0	0
51260 - VACATION BUY PAY OUT	11,345	13,523	0	0	0	0
51299 - SALARIES REIMBURSEMENTS	(17,362)	(16,397)	0	0	0	0
51410 - UNIFORM OVERTIME	283	0	0	0	0	0
51425 - UNIFORM SHIFT DIFFERENTIAL	3	0	0	0	0	0
51610 - PERA	442,456	394,307	487,913	494,727	549,978	55,251
51612 - RETIREMENT HEALTH SAVINGS	0	17,196	0	0	0	0
51615 - WORKERS COMPENSATION	63,237	52,159	33,337	33,457	34,115	658
51620 - EQUITABLE LIFE INSURANCE	6,097	5,697	8,611	8,775	9,917	1,142
51640 - DENTAL INSURANCE	14,852	13,023	16,099	16,627	17,160	533
51670 - PARKING FOR EMPLOYEES	1,800	2,100	1,820	1,820	2,180	360
51690 - MEDICARE	46,200	41,231	49,772	50,467	55,072	4,605
51695 - CITY EPO MEDICAL PLAN	44,090	21,661	25,340	25,340	34,886	9,546
51696 - ADVANTAGE HD MED PLAN	279,870	256,999	342,840	354,348	381,899	27,551
51697 - HRA BENEFIT TO ADV MED PLAN	17,286	15,270	18,438	19,188	19,375	187
51699 - BENEFITS REIMBURSEMENT	0	0	5,400	5,400	5,400	0
<b>Salaries/Benefits/Pensions Total</b>	<b>4,172,601</b>	<b>3,624,610</b>	<b>4,311,138</b>	<b>4,480,486</b>	<b>4,990,819</b>	<b>510,333</b>
<b>Operating</b>						
52105 - MISCELLANEOUS OPERATING	8,733	9,338	200	200	200	0
52110 - OFFICE SUPPLIES	9,546	6,801	12,603	12,703	12,673	(30)
52111 - PAPER SUPPLIES	0	255	250	350	350	0
52115 - MEDICAL SUPPLIES	248	158	300	300	250	(50)
52120 - COMPUTER SOFTWARE	628	0	0	0	0	0
52122 - CELL PHONES EQUIP AND SUPPLIES	150	745	0	0	200	200
52125 - GENERAL SUPPLIES	92,454	48,724	58,002	74,928	80,641	5,713
52135 - POSTAGE	2,983	1,637	5,465	6,185	5,685	(500)
52140 - WEARING APPAREL	7,138	13,132	8,150	8,150	9,050	900
52145 - PAINT AND CHEMICAL	3,273	276	3,350	3,925	3,825	(100)
52155 - AUTOMOTIVE	837	0	200	200	200	0
52160 - FUEL	6,120	4,462	6,200	6,200	6,100	(100)
52185 - AGGREGATE MATERIAL	0	206	0	0	0	0
52190 - JANITORIAL SUPPLIES	11,485	9,020	9,000	11,500	11,300	(200)
52210 - MAINT TREES	13	15	0	0	0	0
52230 - MAINT FURNITURE AND FIXTURES	1,063	1,061	1,400	1,400	1,400	0
52235 - MAINT MACHINERY AND APPARATUS	4,278	2,722	5,000	5,000	5,000	0
52265 - MAINT BUILDINGS AND STRUCTURE	104,810	131,254	101,754	41,318	110,996	69,678
52305 - MAINT SOFTWARE	5,375	5,370	3,272	3,272	5,772	2,500
52405 - ADVERTISING SERVICES	29,483	37,554	25,000	25,000	25,000	0
52410 - BUILDING SECURITY SERVICES	218,233	49,635	39,380	44,380	45,868	1,488
52413 - SPECIAL EVENTS	6,556	3,427	4,000	9,700	14,000	4,300
52415 - CONTRACTS AND SPEC PROJECTS	25,586	74,638	46,327	46,327	46,327	0
52423 - TELECOMMUNICATION SERVICES	0	89	0	0	0	0



# City of Colorado Springs Budget Detail Report

001 - GENERAL FUND  
Parks - Recreation and Administration

Acct # - Description	2019 Actual	2020 Actual	2021 Original Budget	* 2021 Amended Budget	2022 Budget	2022 Budget - * 2021 Amended Budget
52435 - GARBAGE REMOVAL SERVICES	21	258	3,029	3,029	3,029	0
52445 - JANITORIAL SERVICES	7,163	7,000	800	800	9,840	9,040
52450 - LAUNDRY AND CLEANING SERVICES	2,987	296	1,000	1,000	0	(1,000)
52455 - LAWN MAINTENANCE SERVICE	2,345	1,635	0	0	0	0
52465 - MISCELLANEOUS SERVICES	39,990	22,323	17,878	37,878	37,762	(116)
52560 - PARKING SERVICES	968	3,674	300	300	4,300	4,000
52565 - PEST CONTROL	654	1,546	1,208	1,208	1,458	250
52568 - BANK AND INVESTMENT FEES	48	120	0	0	12	12
52573 - CREDIT CARD FEES	70,204	51,124	90,750	91,300	89,950	(1,350)
52575 - SERVICES	247,752	188,331	173,887	189,539	179,538	(10,001)
52579 - INSPECTIONS	3,911	5,221	2,725	2,725	2,725	0
52583 - PROGRAM SUPPORT	517,039	620,518	588,353	606,453	592,499	(13,954)
52605 - CAR MILEAGE	5,373	3,694	8,749	9,824	9,774	(50)
52615 - DUES AND MEMBERSHIP	2,682	4,039	4,007	4,007	3,799	(208)
52625 - MEETING EXPENSES IN TOWN	4,322	1,177	4,029	4,029	4,029	0
52630 - TRAINING	8,836	2,795	7,800	15,100	14,900	(200)
52635 - EMPLOYEE EDUCATIONL ASSISTANCE	2,250	1,500	0	0	0	0
52645 - SUBSCRIPTIONS	359	4,887	4,700	4,700	4,700	0
52650 - MARKETING EXP	633	511	1,200	1,200	1,200	0
52655 - TRAVEL OUT OF TOWN	12,296	2,237	2,166	10,466	9,666	(800)
52705 - COMMUNICATIONS	0	88	0	0	0	0
52706 - WIRELESS COMMUNICATION	0	176	0	0	0	0
52731 - STATE CNTY PPRTA TAX	1,909	1,253	0	0	1,300	1,300
52736 - CELL PHONE AIRTIME	61	0	280	280	280	0
52738 - CELL PHONE BASE CHARGES	6,276	8,469	5,336	5,336	10,042	4,706
52740 - GENERAL INSURANCE-CITY	0	0	4,950	4,950	4,950	0
52775 - MINOR EQUIPMENT	15,395	1,954	10,368	10,368	11,118	750
52776 - PRINTER CONSOLIDATION COST	16,795	15,158	15,482	15,985	15,885	(100)
52795 - RENTAL OF EQUIPMENT	26,403	75,293	40,000	60,000	60,000	0
52852 - FACILITIES MGMT MAINTENANCE	166	0	0	0	0	0
52873 - PRINTING OUTSOURCE	607	0	0	0	0	0
52874 - OFFICE SERVICES PRINTING	10,920	5,224	7,920	9,889	8,529	(1,360)
52880 - PURCHASES FOR RESALE	1,144	636	1,100	1,100	1,000	(100)
52999 - COVID19 OPER REIMB	0	(16,446)	0	0	0	0
65357 - VOLUNTEER RESOURCES	7,136	89	4,500	5,500	4,500	(1,000)
65359 - PARKING MGMT	0	780	0	0	0	0
65366 - LEARN-TO-SKATE	27,308	18,596	17,200	27,200	27,080	(120)
65368 - MISC SPORTS	5,487	2,379	6,800	6,800	6,800	0
65369 - SOFTBALL	141,929	112,196	140,521	160,021	157,841	(2,180)
65370 - SOCCER	78,407	31,048	69,293	79,293	77,113	(2,180)
65371 - BASKETBALL	8,383	4,977	7,250	8,000	8,000	0
65373 - FOOTBALL	59,336	14,068	68,968	80,968	78,788	(2,180)
65375 - VOLLEYBALL	4,026	857	5,655	5,655	5,655	0
65377 - TENNIS CLASSES AND CENTER	40,550	56,440	60,000	60,000	80,000	20,000
65385 - TEENS PROGRAM	4,119	1,274	5,700	7,850	7,850	0
65387 - SPIRIT OF THE SPRINGS OPERATING	16,133	6,334	15,704	15,704	15,704	0
65389 - COMMUNITY SENIOR PROGRAM	894	3,887	2,500	3,000	3,000	0
65391 - YOUTH SERVICES PROGRAMS	12,579	12,376	55,500	57,650	55,650	(2,000)

# City of Colorado Springs Budget Detail Report

001 - GENERAL FUND  
Parks - Recreation and Administration

Acct # - Description	2019 Actual	2020 Actual	2021 Original Budget	* 2021 Amended Budget	2022 Budget	2022 Budget - * 2021 Amended Budget
65395 - THERAPEUTIC RECREATION PGMS	19,464	18,254	25,000	28,028	27,707	(321)
<b>Operating Total</b>	<b>1,974,252</b>	<b>1,698,765</b>	<b>1,812,461</b>	<b>1,938,173</b>	<b>2,022,810</b>	<b>84,637</b>
<b>Capital Outlay</b>						
53030 - FURNITURE AND FIXTURES	545	0	0	0	0	0
53050 - MACHINERY AND APPARATUS	0	0	0	68,391	0	(68,391)
53080 - VEHICLES ADDITIONS	50,000	0	0	0	0	0
<b>Capital Outlay Total</b>	<b>50,545</b>	<b>0</b>	<b>0</b>	<b>68,391</b>	<b>0</b>	<b>(68,391)</b>
<b>Grand Total</b>	<b>6,197,398</b>	<b>5,323,375</b>	<b>6,123,599</b>	<b>6,487,050</b>	<b>7,013,629</b>	<b>526,579</b>

\* 2021 Amended Budget as of 8/13/2021, which includes the reinstatement of budget that had been reduced during 2020 and 2021 due to the economic shutdown and revenue loss as a result of the COVID-19 pandemic

# City of Colorado Springs Budget Detail Report

001 - GENERAL FUND  
Parks - Recreation and Administration

Acct # - Description	2017 Actual	2018 Actual	2019 Original Budget	* 2019 Amended Budget	2020 Budget	2020 Budget - * 2019 Amended Budget
<b>Revenue</b>						
40040 - GIFT THERAPEUTIC	0	50	0	0	0	0
40113 - MISCELLANEOUS	8,724	10,333	0	0	0	0
40301 - THERAPEUTIC PROGRAMS	18	0	0	0	0	0
40318 - GIFT MEADOWS PARK	0	3,403	0	0	0	0
40443 - MEMORIAL PARK TENNIS COURTS	41,550	61,012	60,000	60,000	80,000	20,000
42730 - RESALES	8,042	5,648	7,000	7,000	8,000	1,000
44020 - MISCELLANEOUS GENERAL	20	0	0	0	0	0
44025 - CASH OVER SHORT	(290)	1	0	0	0	0
44055 - REIMBURSEMENT ACCT	200	0	15,000	15,000	15,000	0
45246 - TREE SERVICE	0	2,400	0	0	0	0
45247 - PARK AND REC PERMITS LICENSES	169,570	70,386	248,490	248,490	248,490	0
45768 - UNCLAIMED PROPERTY DISPOSITION	45	0	0	0	0	0
45806 - PAVEMENT DEGRADATION FEE	0	312	0	0	0	0
45831 - BASKETBALL	17,395	1,265	20,650	20,650	20,650	0
45832 - FIELD RESERVATIONS	232,559	122,019	200,000	200,000	200,000	0
45833 - FOOTBALL	133,087	11,468	212,854	212,854	212,854	0
45835 - PROGRAM REVENUE	100,684	17,990	125,775	125,775	125,775	0
45836 - SOFTBALL	318,283	202,608	469,184	469,184	469,184	0
45838 - VOLLEYBALL	14,062	7,915	10,000	10,000	10,000	0
45871 - ADMISSIONS ICE CENTER	131,501	85,437	131,000	131,000	131,500	500
45872 - ARENA ICE RENTAL	357,534	360,083	357,755	357,755	360,055	2,300
45873 - CONCESSIONS ICE CENTER	686	439	1,000	1,000	700	(300)
45874 - LESSONS	60,783	31,897	63,402	63,402	60,402	(3,000)
45875 - MISCELLANEOUS ICE CENTER	(25)	0	3,983	3,983	3,983	0
45876 - FIGURE SKATING	41,331	37,022	40,000	40,000	41,500	1,500
45877 - SKATE RENTAL	18,170	9,397	18,540	18,540	18,540	0
45878 - SKATE SHARPENING	2,631	1,041	2,700	2,700	2,700	0
45885 - ADULT HOCKEY LEAGUES	300	600	0	0	0	0
45891 - AUDITORIUM RENT	142,589	23,743	125,165	125,165	0	(125,165)
45895 - THERAPUTIC PROGRAMS	48,965	23,777	61,000	61,000	61,000	0
45896 - YOUTH PROGRAM	112,466	41,270	127,695	127,695	127,695	0
45899 - CONCESSIONS AUDITORIUM	9,355	499	7,500	7,500	0	(7,500)
45905 - RENTAL INCOME	0	(25)	0	0	0	0
45906 - RENTALS	57,113	16,258	66,000	66,000	66,000	0
45907 - SPECIAL EVENTS	15,811	4,903	10,500	10,500	10,500	0
45911 - HILLSIDE PROGRAMS	39,475	21,051	41,500	41,500	41,500	0
46175 - ACACIA PARK ICE RINK	220,450	168,745	195,000	195,000	195,000	0
<b>Total Revenue</b>	<b>2,303,084</b>	<b>1,342,947</b>	<b>2,621,693</b>	<b>2,621,693</b>	<b>2,511,028</b>	<b>(110,665)</b>

\* 2021 Amended Budget as of 8/13/2021, which includes the reinstatement of budget that had been reduced during 2020 and 2021 due to the economic shutdown and revenue loss as a result of the COVID-19 pandemic

This page left blank intentionally.