

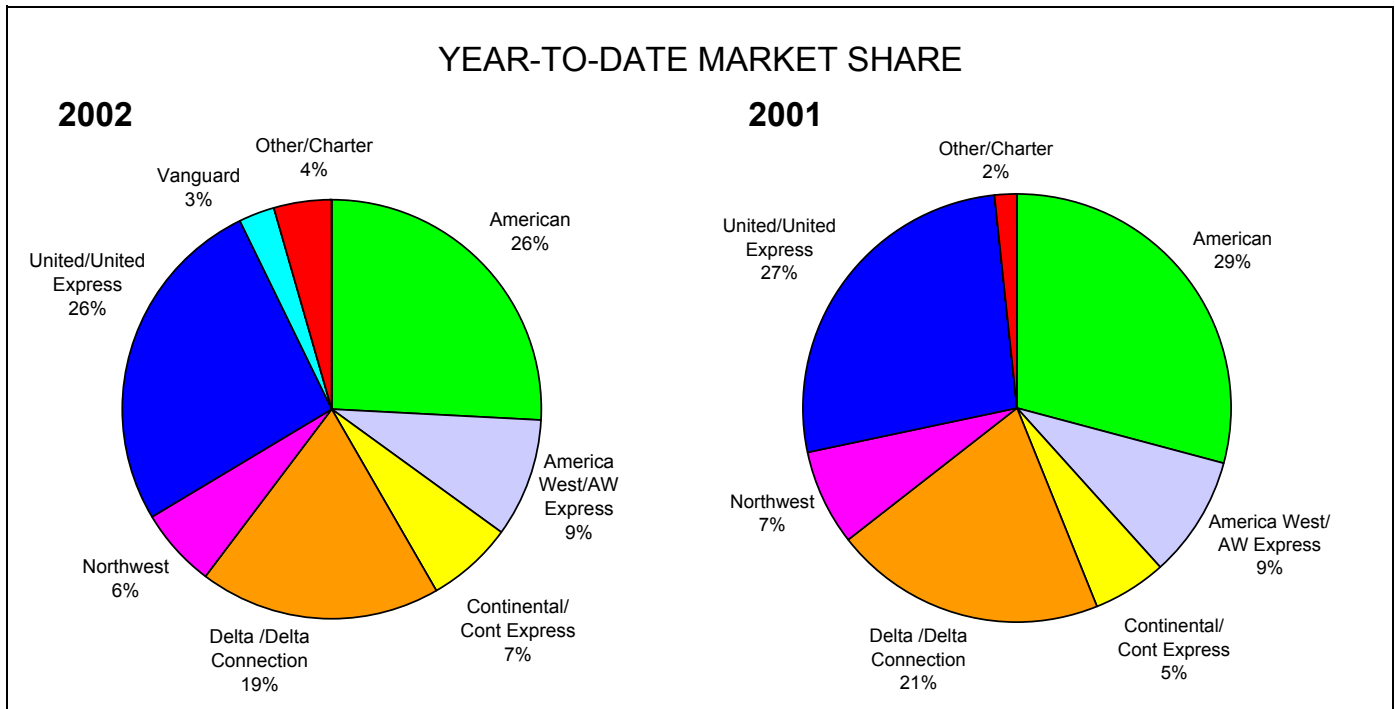
SUMMARY OF ENPLANED PASSENGERS BY AIRLINE

Colorado Springs Airport

Enplaned passengers by Airline	Month			Year-to-date		
	Nov-02	Nov-01	Percent change	2002	2001	Percent change
Major/national carriers						
Allegiant Air (f)	2,403	0	n.a.	14,752	0	n.a.
American (a)	18,811	21,907	-14.1%	253,573	284,809	-11.0%
America West/AW Express	9,334	6,620	41.0%	87,988	93,862	-6.3%
Continental/Cont Express (b)	4,632	5,923	-21.8%	66,200	54,774	20.9%
Delta /Delta Connection	13,968	13,535	3.2%	181,835	207,013	-12.2%
Northwest	4,916	4,924	-0.2%	59,386	61,969	-4.2%
United/United Express	20,173	21,328	-5.4%	259,823	264,583	-1.8%
Vanguard (c)	0	0	0.0%	26,635	0	n.a.
Total	74,237	74,237	0.0%	950,192	967,010	-1.7%
Regional/commuter carriers						
Great Plains (d)	926	722	28.3%	12,049	757	1491.7%
Mesa	376	398	-5.5%	4,590	6,445	-28.8%
Total	1,302	1,120	16.3%	16,639	7,202	131.0%
Charters						
Champion Air (e)	0	1,283	-100.0%	10,846	9,578	13.2%
Other Charters	0	0	0.0%	489	703	-30.4%
Total	0	1,283	-100.0%	11,335	10,281	10.3%
Total enplaned passengers	75,539	76,640	-1.4%	978,166	984,493	-0.6%

- (a) TWA merged with American December 1, 2001. American includes TWA enplaned passengers prior to merger
- (b) Continental Express began service in May 2001. Discontinued service in September 2001. Began again in April 2002.
- (c) Vanguard began service December 20, 2001. Discontinued service July 30, 2002.

- (d) Great Plains began service October 30, 2001.
- (e) Champion Air began service June 2001. Discontinued service October 2002.
- (f) Allegiant Air began service February 14, 2002.



Note: "Other/Charter" includes Champion, Mesa, Great Plains, and Allegiant.
Individual market shares < 2%.

SUMMARY OF LANDED WEIGHT BY AIRLINE

Colorado Springs Airport

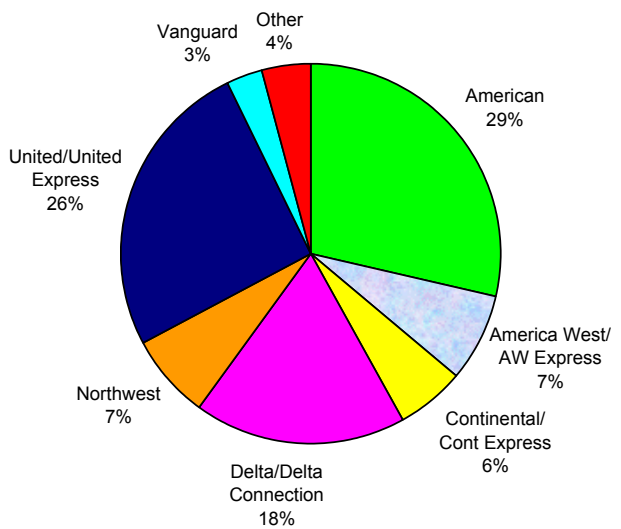
Landed weight by Airline	Month			Year-to-date		
	Nov-02	Nov-01	Percent change	2002	2001	Percent change
Major/national carriers						
Allegiant Air (f)	3,862,000	0	n.a.	27,416,000	0	n.a.
American (a)	33,435,000	37,050,000	-9.8%	429,164,500	453,196,300	-5.3%
America West/AW Express	13,348,000	7,802,000	71.1%	111,002,000	135,671,800	-18.2%
Continental/Cont Express (b)	4,687,872	9,356,000	-49.9%	86,725,513	80,535,975	7.7%
Delta/Delta Connection	22,016,000	26,930,000	-18.2%	271,510,000	355,949,000	-23.7%
Northwest	8,298,000	7,937,400	4.5%	90,958,800	91,726,200	-0.8%
United/United Express	34,454,112	27,187,621	26.7%	374,575,950	349,752,003	7.1%
Vanguard (c)	0	0	0.0%	46,112,000	0	n.a.
Total	120,100,984	116,263,021	3.3%	1,437,464,763	1,466,831,278	-2.0%
Regional/commuter carriers						
Great Plains (d)	2,329,725	1,584,213	47.1%	26,620,991	1,708,465	1458.2%
Mesa	763,600	796,800	-4.2%	9,179,800	13,529,000	-32.1%
Total	3,093,325	2,381,013	29.9%	35,800,791	15,237,465	135.0%
Cargo (g)						
	17,123,000	15,530,800	10.3%	185,039,500	166,391,900	11.2%
Charter						
Champion Air (e)	0	1,440,000	-100.0%	14,080,000	14,400,000	-2.2%
Other Charters	0	0	0.0%	1,391,000	2,222,000	-37.4%
Total	0	1,440,000	-100.0%	15,471,000	16,622,000	-6.9%
Total landed weight	140,317,309	135,614,834	3.5%	1,673,776,054	1,665,082,643	0.5%

- (a) TWA merged with American December 1, 2001. American includes TWA landed weight prior to merger.
- (b) Continental Express began service in May 2001. Discontinued in September 2001. Began again in April 2002.
- (c) Vanguard began service December 20, 2001. Discontinued service July 30, 2002.

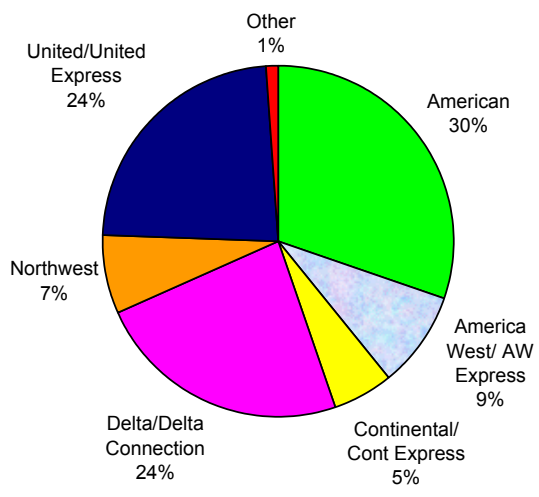
- (d) Great Plains began service October 30, 2001.
- (e) Champion Air began service June 2001. Discontinued service in October 2002.
- (f) Allegiant Air began service February 14, 2002.
- (g) Superior Aviation MGLW adjusted for Jan-Mar 2002.

SIGNATORY AIRLINES LANDED WEIGHT

2002



2001



Note: "Other" includes Mesa, Great Plains, and Allegiant Air. Individual market shares < 2%.

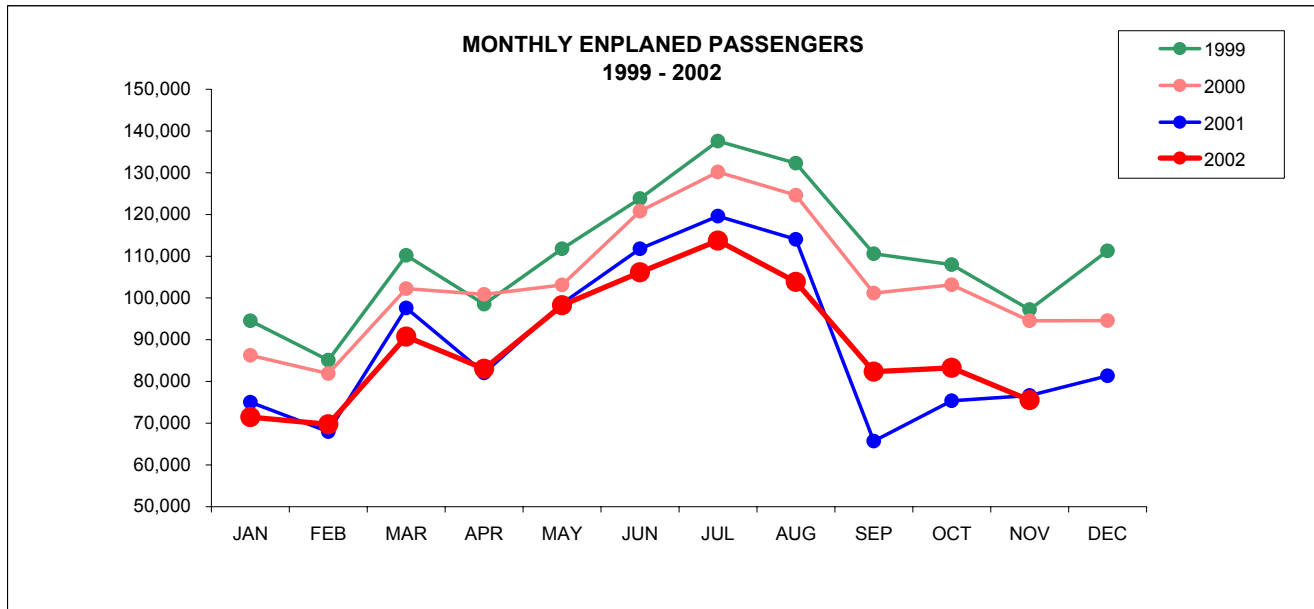
SUMMARY OF AIR TRAFFIC ACTIVITY

Colorado Springs Airport

	Month			Year-to-date		
	Nov-02	Nov-01	Percent change	2002	2001	Percent change
Enplaned passengers						
Major/national Airlines	74,237	74,237	0.0%	950,192	967,010	-1.7%
Regional/commuter Airlines	1,302	1,120	16.3%	16,639	7,202	131.0%
Charter	0	1,283	-100.0%	11,335	10,281	10.3%
	75,539	76,640	-1.4%	978,166	984,493	-0.6%
Landed weight (1,000-lb. units)						
Major/national Airlines	120,101	116,263	3.3%	1,437,465	1,466,831	-2.0%
Regional/commuter Airlines	3,093	2,381	29.9%	35,801	15,237	135.0%
Charter	0	1,440	-100.0%	15,471	16,622	-6.9%
Cargo	17,123	15,531	10.3%	185,040	166,392	11.2%
	140,317	135,615	3.5%	1,673,776	1,665,083	0.5%
Aircraft departures (= landings)						
Major/national Airlines	1,559	1,238	25.9%	16,378	14,337	14.2%
Regional/commuter Airlines	121	99	22.2%	1,410	870	62.1%
Charter	0	9	-100.0%	101	108	-6.5%
Cargo	218	166	31.3%	2,233	1,967	13.5%
	1,898	1,512	25.5%	20,122	17,282	16.4%
Aircraft Operations						
Air Carrier	1,517	1,735	-12.6%	21,268	24,015	-11.4%
Air Taxi	2,514	1,619	55.3%	23,867	15,763	51.4%
General Aviation	10,318	14,764	-30.1%	136,567	129,899	5.1%
Military	1,887	2,026	-6.9%	22,972	20,502	12.0%
	16,236	20,144	-19.4%	204,674	190,179	7.6%
Freight/Cargo (lbs)						
Enplaned	1,410,495	1,347,948	4.6%	17,492,588	14,438,799	21.1%
Deplaned (b)	1,715,655	2,121,893	-19.1%	20,016,468	21,603,947	-7.3%
Mail (lbs)						
Enplaned	181,249	84,243	115.2%	1,778,885	2,755,823	-35.4%
Deplaned	89,237	72,367	23.3%	963,443	1,522,846	-36.7%
Work Load Units						
Work load units (a)	101,264	107,854	-6.1%	1,297,313	1,297,290	0.0%

(a) Work load units equal to enplaned passengers and 100 kilograms of cargo/mail plus general aviation operations.

(b) Superior Aviation adjusted for Jan-Mar 2002 reported late.



KEY AIR TRAFFIC ACTIVITY RELATIONSHIPS

Colorado Springs Airport

	Month			Year-to-date		
	Nov-02	Nov-01	Percent change	2002	2001	Percent change
Enplaned passengers						
Major/national	74,237	74,237	0.0%	950,192	967,010	-1.7%
Regional/commuter	1,302	1,120	16.3%	16,639	7,202	131.0%
Charter	0	1,283	-100.0%	11,335	10,281	10.3%
Total	75,539	76,640	-1.4%	978,166	984,493	-0.6%
Landed weight (1,000-lb. units)						
Major/national	120,101	116,263	3.3%	1,437,465	1,466,831	-2.0%
Regional/commuter	3,093	2,381	29.9%	35,801	15,237	135.0%
Charter	0	1,440	-100.0%	15,471	16,622	-6.9%
Cargo	17,123	15,531	10.3%	185,040	166,392	11.2%
Total	140,317	135,615	3.5%	1,673,776	1,665,083	0.5%
Aircraft departures (= landings)						
Major/national	1,559	1,238	25.9%	16,378	14,337	14.2%
Regional/commuter	121	99	22.2%	1,410	870	62.1%
Charter	0	9	-100.0%	101	108	-6.5%
Cargo	218	166	31.3%	2,233	1,967	13.5%
Total	1,898	1,512	25.5%	20,122	17,282	16.4%
Enplanements per departure						
Major/national (a)	48	60		58	67	
Regional/commuter	11	11		12	8	
Charter (b)	0	143		112	96	
Average	45	57		55	64	
Average weight per landing						
Major/national	77,037	93,912		87,768	102,311	
Regional/commuter	25,565	24,051		25,391	17,514	
Charter	0	160,000		153,178	153,907	
Cargo	78,546	93,559		82,866	84,592	
Average	73,929	89,692		83,181	96,348	

(a) Includes UAX (Air Wisconsin) departures.

(b) Based on charters with Enplaned Passengers only.

